

PREFACE

Transport system is the back bone of the country. Any Nation and State to flourish economically, transport plays a very important and vital role. The Government and the Transport Department are striving to provide efficient, economical and timely transport facilities to the Industry, agriculture and general public by implementing various new initiatives and innovative measures through its Regional Transport offices throughout the State. This Annual Administration Report is prepared on the basis of instructions given by the Government of Karnataka. The main objective of bringing out this report is to make aware of all activities carried out by Transport department during the year 2014-15.

I wish to express my gratitude to the initiative taken by the Additional Commissioner(Administration), Assistant Director(statistics) and staff of the statistics section to prepare this report.

This publication would be highly useful to policy makers,Economists, Administrators,Planners and Research Scholars.

Constructive suggestions if any for improvement of this report are most welcome.



Bengaluru

Date: 20-06-2015

(Dr. Ramegowda)

Commissioner
for Transport and Road Safety

INDEX

| Sl. No. | SUBJECT | PAGE NUMBERS |
|---------|------------------------------------------------------------------------------------------|--------------|
| 1 | Introduction | 1 |
| 2 | Administrative set up | 1-5 |
| 3 | Smart card | 6-7 |
| 4 | Road safety programmes | 7 |
| 5 | Renewal of Fitness Certificate of Transport Vehicles | 8 |
| 6 | Control of Transport Vehicles | 8 |
| 7 | South Zone Permit Scheme | 9-10 |
| 8 | Enforcement | 11 |
| 9 | Border check posts | 12 |
| 10 | Motor Accident Claims Tribunal | 13-14 |
| 11 | Facilities for Payment of Tax | 15-17 |
| 12 | Effective Transport Management Initiatives | 17-18 |
| 13 | Transport Adalat | 18-19 |
| 14 | Innovative Technology for effective Transport | 19 |
| 15 | Vehicular Air and Noise Pollution | 19-20 |
| 16 | Use of Eco-friendly alternative fuel in Vehicles | 20-21 |
| 17 | Effective enforcement activities to control Air and Noise Pollution | 21-22 |
| 18 | Effective Road Safety Management | 22-23 |
| 19 | Development of infrastructure for effective transport system | 23-25 |
| 20 | Plan Schemes | 25-27 |
| 21 | Collection of revenue through e-Payment | 27 |
| 22 | Information under Right to Information Act | 27 |
| 23 | SAKAALA Schemes | 27 |
| 24 | Vehicle Statistics | 28-30 |
| 25 | The details of Vehicle registration in Karnataka and Bangalore as 31.03.2015 | 31-37 |
| 26 | The details of month wise newly registered vehicle in RTO Office during the year 2014-15 | 38-96 |
| 27 | Regional Transport Officewise total vehicle registered as on 31.03.2015 | 97-98 |

| Sl. No. | SUBJECT | PAGE NUMBERS |
|----------------|------------------------------------------------------------------------------------------------|---------------------|
| 28 | The details of districtwise vehicle registred as on 31.03.2014 | 99-103 |
| 29 | Divisionwise vehicle registred in Karnataka as on 31.03.2014 | 104 |
| 30 | Districtwise newly registred vehicle during the year 2014-15 | 105-109 |
| 31 | Divisonwise newly registred vehicle during the year 2014-15 | 110 |
| 32 | The details of districtwise total vehicle registered 2014-2015 | 111-115 |
| 33 | Divisionwise vehicle registered as on 31.03.2015 | 116 |
| 34 | The details of districtwise vehicle registered in Karnataka as on 2012-13, 2013-14 and 2014-15 | 117 |
| 35 | The details of monthwise newly registered vehicles during 2014-15 in Karanataka | 118 |
| 36 | The details of monthwise newly registered vehicle during the year 2014-15 in Bangalore | 119 |
| 37 | The details of vehicle registered fromlast 10 years(2005-06 to 2014-15) in Karnataka | 120 |
| 38 | The details of more than 15 years old vehicles in Karnataka and Bangalore as on 31.03.2015 | 121 |
| 39 | The details of driving licence and conductor licence in Karnataka as 31.03.2015 | 122-123 |
| 40 | Graphs | 124-128 |



INTRODUCTION

The Department of Transport was constituted by Government Order No.T6811:6865 RT :53-54:10 Dated 03-03-1955 vide Notification 4285-98 MV-23-56-57 Dated 27-08-1956. Then it was named as Motor Vehicles Department. Thereafter, the Department was named as TRANSPORT DEPARTMENT.

The primary thrust areas of the Department are enforcement of Motor Vehicles Act and Rules and collection of Tax . Road Transport is no more the domain of public sector. Private sector has emerged as a strong force in providing efficient transport facilities throughout the Nation.

The Department is mainly responsible for regulation of the use of Motor Vehicles in the State and collection of tax on Motor Vehicles in accordance with the provisions of the following Acts and Rules:

1. The Motor Vehicles Act 1988 (Central Act 59 of 1988)
2. Central Motor Vehicles Rules, 1989
3. The Karnataka Motor Vehicles Rules, 1989
4. The Karnataka Motor Vehicles Taxation Act 1957 (Karnataka Act 35 of 1957)
5. The Karnataka Motor Vehicles Taxation Rules, 1957.

2.0 ADMINISTRATIVE SETUP

2.1 Commissioner for Transport is the head of the department and he is assisted by the following officers at the head quarters.

Additional Commissioner for Transport (Administration)

Additional Commissioner for Transport (Enforcement South)

Additional Commissioner for Transport and Secretary, KSTA

Joint Commissioner for Transport (Environment & E-Governence)

Legal Adviser

Financial Adviser(Accounts)-1

Financial Adviser(Audit)-2

Assistant Director of Statistics

Assistant Law Officers – 2

Assistant Secretaries - 4

Apart from the above a Additional Commissioner for Transport(Enforcement- North) is stationed at Dharwad and looks after the enforcement activities of the Belgavi and Kalaburagi Divisions.

2.2 Following offices are situated at Divisional, District, and sub-divisional Levels and at border

check posts:

| SL NO | Division | District Regional Transport Offices | Sub-Division Regional Transport Offices | Assistant Regional Transport Offices | Check Posts |
|--------------|--------------------------------------|--------------------------------------------------------------------------------------------------------------------------------------------------------------------------------------------------------------------------------------------------------------------------------|------------------------------------------------|--------------------------------------------------------------------------------|-----------------------------------------------------------------------|
| 01 | JCT Bengaluru Urban & Rural | 1.Bangalore (Central) 2. Bangalore (East) 3. Bangalore (West) 4. Bangalore (North) 5. Bangalore (South) 6. Jnana Bharati 7. Yelahanka 8. Electronic City 9. Nelamangala 10. K.R.Puram 11.Ramanagara 12 Auto rickshaw permit & Transport orpn. | | 1.Devanahalli | |
| 02 | DCT Bengaluru Rural | 13.Tumkur 14.Kolar 15.Chikkaballaapur | | 2.Tipatur 3.K.G.F. 4.Madhugiri | 1.Attibele 2.Nangali 3.Bagepalli 4.Gowribidnur 5.Royalpad |
| 03 | JCT Mysore | 16.Mysore(East) 17.Mysore(West) 18.Chamarajanagara 19.Mandya 20.Madikeri 21.Hassana | | 5.Hunasur 6.Nagamangala 7.Sakalesha pura | 6.Gundlupete 7.Chikkahole dam |
| 04 | JCT Shimoga | 22.Shimoga 23.Chitradurga 24.Davanagere 25.Chikkamagaluru 26.Mangalore 27.Udupi | 28.Puttur | 8.Sagar | 8.Talapady |
| 05 | JCT Belgavi | 29.Belgavi 31.Dharawad 32.Gadag 33.Haveri 34.Vijayapur 35.Bagalkot 36.Karawar | 30.Chikkodi 37.Sirsi | 9 Bailahongal 10.Gokak 11.Dhandeli 12.Jamakhandi 13.Honnavaara | 9.Kagawada 10.Nippani 11.Zalki 12.Ramanagar |

| SL NO | Division | District Regional Transport Offices | Sub-Division Regional Transport Offices | Assistant Regional Transport Offices | Check Posts |
|-------|---------------|----------------------------------------------------------------------------------|-----------------------------------------|--------------------------------------|------------------------------------------|
| 06 | JCT Kalaburgi | 38.Kalaburgi 39.Bellary 41.Raichur 42.Koppala 43.Bidar 44.Yadagir | 40.Hospet | 14.Bhalki 15.Bsasava kalyan | 13.Aland 14.Hagari 15.Humnabad |

2.3 The Deputy Commissioner for transport in Bangalore Rural and Joint Commissioners for Transport at other Divisions supervise and guide the Senior RTOs/ RTOs and ARTOs working in their jurisdictions. These officers frequently conduct cursory and surprise inspections of their subordinate offices. Further, these officers also function as Appellate Authorities in respect of Driving licences, conductor licences, registration of vehicles, renewal of registration certificates of Non-Transport Vehicles, renewal, suspension and cancellation of Fitness certificates of Transport Vehicles and Tax matters.

2.4 Sanctioned, working and vacant position of different cadres of posts in the Department as on 31-03-2015.

| Sl.No | Name of the Post | Pay scale | Sanct ioned | Work ing | Vaca nt |
|-------|-----------------------------------------|-------------|-------------|----------|---------|
| 01 | Commissioner for Transport | | 1 | 1 | 0 |
| 02 | Presiding Officer | | 1 | 1 | 0 |
| 03 | Additional Commissioner for Transport | 48900-63600 | 4 | 4 | 0 |
| 04 | Joint Commissioner for Transport | 40050-56550 | 8 | 7 | 1 |
| 05 | Deputy Commissioner for Transport | 36300-53850 | 1 | 0 | 1 |
| 06 | Deputy Commissioner & Senior RTO | 36300-53850 | 15 | 13 | 2 |
| 07 | Legal advisor | 28100-50100 | 1 | 1 | 0 |
| 08 | Asst. Law Officer | 22800-43200 | 2 | 2 | 0 |
| 09 | Assistant Director of Statistics | 22800-43200 | 1 | 1 | 0 |
| 10 | Financial Advisor | 28100-50100 | 2 | 0 | 2 |
| 11 | Regional Transport Officers | 28100-50100 | 35 | 20 | 15 |
| 12 | Financial Assistants/ Accounts Officers | 21600-40050 | 6 | 2 | 4 |
| 13 | AssistantRegionalTransport Officers | 22800-43200 | 99 | 59 | 40 |
| 14 | System Manager | 40050-56550 | 1 | 0 | 1 |
| 15 | System Analyst | 36300-53850 | 2 | 0 | 2 |
| 16 | Senior Programmer | 28100-50100 | 2 | 0 | 2 |
| 17 | Junior Programmer | 22800-43200 | 7 | 1 | 6 |
| 18 | Console Operators | 21600-40050 | 2 | 1 | 1 |
| 19 | Asst secretary | 21600-40050 | 15 | 3 | 12 |
| 20 | Superintendents | 20000-36300 | 156 | 101 | 55 |
| 21 | Senior Inspectorsof Motor Vehicles | 21600-40050 | 210 | 117 | 93 |
| 22 | Inspectors of motor Vehicles | 17650-32000 | 422 | 188 | 234 |
| 23 | Audit/Account Superintendents | 21600-40050 | 26 | 23 | 3 |
| 24 | Asst.Stats officer | 21600-40050 | 3 | 3 | 0 |
| 25 | Auditors | 21600-40050 | 36 | 16 | 20 |

| Sl.No | Name of the Post | Pay scale | Sanct ioned | Work ing | Vaca nt |
|-------|----------------------------------------------|-------------|-------------|----------|---------|
| 26 | Stenographers | 14550-26700 | 49 | 30 | 19 |
| 27 | First Division Assistants | 14550-26700 | 428 | 277 | 151 |
| 28 | Second Division Assistants | 11600-21000 | 534 | 437 | 97 |
| 29 | Typists | 11600-21000 | 112 | 69 | 43 |
| 30 | Drivers | 11600-21000 | 161 | 121 | 40 |
| 31 | Attenders | 11000-19000 | 31 | 17 | 14 |
| 32 | Treasury Guard | 10400-16400 | 40 | 16 | 24 |
| 33 | Dalayyat / watchman / peon cum guard/sweeper | 9600-14550 | 337 | 266 | 71 |
| Total | | | 2750 | 1798 | 952 |

2.5 Details of the Officers with Phone and Fax number .

| SL No | OFFICE CODE | NAME OF THE OFFICERS | PHONE NUMBER | FAX NUMBER |
|-------|-------------|-------------------------------|--------------|------------|
| 1 | - | TRANSPORT COMMISSIONER | 080-22214900 | 22214900 |
| 2 | - | ACT (ADMN) | 080-22235176 | 22214900 |
| 3 | - | ACT (ENF SOUTH) | 080-22236698 | 2232459 |
| 4 | - | ACT (ENF NORTH) | 0836-2322206 | 2322206 |
| 5 | - | ACT & SECRETARY, KSTA | 080-22272461 | 22242761 |
| 6 | - | JCT (E & E) | 080-22243717 | 2243717 |
| 7 | - | JCT,B'lore URBAN AND RURAL | 080-22371100 | 22271100 |
| 8 | - | JCT MYSORE | 0821-2330347 | 2330347 |
| 9 | - | JCT SHIMOGA | 08182-278045 | 278045 |
| 10 | - | JCT BELGAVI | 0831-2423900 | 2423900 |
| 11 | - | JCT KALABURGI | 08472-248005 | 248005 |
| 12 | - | DCT,BANGALORE (Rural) | 080-22866670 | 22866670 |
| 13 | - | LEGAL ADVISOR | 080-22216452 | 22216452 |
| 14 | - | FINANCIAL ADVISOR-1(ACCOUNT) | 080-22215482 | 22215482 |
| 15 | - | FINANCIAL ADVISOR-2 (AUDIT) | 080-22243890 | 22243890 |
| 16 | - | ASST. SECRETARY, KSTA | 080-22213785 | 22213785 |
| 17 | - | ASST. DIRECTOR FOR ST | 080-22213225 | 22213225 |
| 18 | KA-01 | DCT & Sr RTO BANGALORECENTRAL | 080-25533525 | 23440838 |
| 19 | KA-02 | DCT & Sr RTO BANGALORE WEST | 080-23324388 | 23327188 |
| 20 | KA-03 | DCT & Sr RTO BANGALORE EAST | 080-25253726 | 25205079 |
| 21 | KA-04 | DCT & Sr RTO BANGALORE NORTH | 080-23376039 | 23375322 |
| 22 | KA-05 | DCT & Sr RTO BANGALORE SOUTH | 080-26630989 | 22440838 |
| 23 | KA-51 | DCT & Sr RTO ELECTRONIC CITY | 080-26482851 | 25735523 |
| 24 | KA-53 | DCT & Sr RTO K.R.PURAM | 080-25617951 | 25619269 |
| 25 | KA-06 | DCT & Sr RTO TUMAKUR | 0816-2278473 | 2278743 |
| 26 | KA-09 | DCT & SR.RTO MYSURU WEST | 0821-2330364 | 2343430 |
| 27 | KA-14 | DCT & Sr RTO SHIVAMOGA | 08182-222209 | 226400 |
| 28 | KA-19 | DCT & Sr RTO MANGALURU | 0824-2220577 | 2422052 |
| 29 | KA-20 | DCT & Sr RTO UDUPI | 0820-2575137 | 2524967 |
| 30 | KA-22 | DCT & Sr RTO BELGAVI | 0831-2465503 | 2404759 |
| 31 | KA-25 | DCT & Sr RTO DHARWAD | 0836-2233929 | 2233920 |
| 32 | KA-32 | DCT & Sr RTO KALABURGI | 08472-248805 | 248004 |
| 33 | KA-41 | RTO JNANABHARATHI | 080-23286712 | 28602833 |

| SL No | OFFICE CODE | NAME OF THE OFFICERS | PHONE NUMBER | FAX NUMBER |
|-------|-------------|----------------------|--------------|------------|
| 34 | KA-42 | RTO RAMNAGAR | 080-27273471 | 27273471 |
| 35 | KA-43 | ARTO DEVANAHALLI | 080-27681999 | 27681999 |
| 36 | KA-50 | RTO YELAHANKA | 080-28561524 | 28561525 |
| 37 | KA-52 | RTO NELAMANGALA | 080-27728094 | 27726886 |
| 38 | KA-57 | RTO AUTO RICKSHAW | 080-22230051 | - |
| 39 | KA-07 | RTO KOLAR | 08152-222039 | 222039 |
| 40 | KA-08 | A.R.T.O. K.G.F | 08153-260214 | 260214 |
| 41 | KA-40 | RTO C.B.PURA | 08156-270446 | 263053 |
| 42 | KA-44 | A.R.T.O.TIPTUR | 08134-254799 | - |
| 43 | KA-55 | RTO MYSORE EAST | 0821-2570700 | 2334430 |
| 44 | KA-10 | RTO CHAMRAJNAGAR | 08226-222444 | 272444 |
| 45 | KA-11 | RTO MANDYA | 08232-220031 | 227460 |
| 46 | KA-12 | RTO MADIKERE | 08272-225785 | 223032 |
| 47 | KA-13 | RTO HASSAN | 08172-240660 | 240514 |
| 48 | KA-45 | ARTO HUNASUR | 0822-2252699 | 2252699 |
| 49 | KA-46 | ARTO SAKALESHPUR | 08173-230746 | 230746 |
| 50 | KA-54 | ARTO NAGAMANGALA | 08234-285598 | 285598 |
| 51 | KA-15 | ARTO SAGAR | 08183-226276 | 226276 |
| 52 | KA-16 | RTO CHITRADURA | 08194-230434 | 231894 |
| 53 | KA-17 | RTO DAVANAGERE | 08192-259848 | 232023 |
| 54 | KA-18 | RTO CHIKMAGALUR | 08262-220366 | 220366 |
| 55 | KA-21 | RTO PUTTUR | 08251-230729 | - |
| 56 | KA-23 | RTO CHIKKODI | 08338-272241 | 272241 |
| 57 | KA-24 | ARTO BAILHONGAL | 08288-233288 | 233288 |
| 58 | KA-26 | RTO GADAG | 08372-237078 | 235694 |
| 59 | KA-27 | RTO HAVERI | 08375-232299 | - |
| 60 | KA-28 | RTO VIJAYAPUR | 08352-276228 | 276218 |
| 61 | KA-29 | RTO BAGALKOTE | 08354-235275 | 201494 |
| 62 | KA-30 | RTO KARWAR | 08382-226364 | 229249 |
| 63 | KA-31 | RTO SIRSI | 08384-233090 | 234259 |
| 64 | KA-47 | ARTO HONNAVARA | 08387-236536 | 236536 |
| 65 | KA-48 | ARTO JAMKHANDI | 08353-238040 | 238040 |
| 66 | KA-49 | ARTO GOKAK | 08332-224727 | 224727 |
| 67 | KA-33 | RTO YADGIRI | 08473-252580 | 252580 |
| 68 | KA-34 | RTO BELLARY | 08392-240048 | 244116 |
| 69 | KA-35 | RTO HOSPET | 08394-230766 | 231982 |
| 70 | KA-36 | RTO RAICHUR | 08532-223329 | 223094 |
| 71 | KA-37 | RTO KOPPAL | 08539-225052 | 222655 |
| 72 | KA-38 | RTO BIDAR | 08482-226361 | 225055 |
| 73 | KA-39 | ARTO BHALKI | 08484-262582 | 262582 |
| 74 | KA-56 | ARTO BASAVAKALYANA | 08481-256996 | 259022 |
| 75 | KA-64 | ARTO MADHUGIRI | - | - |
| 76 | KA-65 | ARTO DHANDELI | - | - |

3.SMART CARD

The Transport Department launched the Implementation of Computerised Service Delivery System on 25th June 2009. The project has covered all the 59 RTOs of the State. The Smart Card has Microprocessor Based Chip 4 Kilo Byte RAM embedded on a plastic card. Smart Cards have been issued for Driving Licences and Registration Certificates for vehicles.

3.1 COMPUTERISATION OF TRANSPORT DEPARTMENT

The Department has completed computerisation of all 15 Deputy Commissioner Transport & Sr. RTOs, 29 RTOs, 15 ARTOs offices and 15 Check Posts (including the maintenance of offices already computerised) and issue of Smart Card based Registration Certificate and Driving Licence at all the Transport Offices on Public Private Participation scheme. During this year 15,68,730 DL Smart Cards and 22,96,580 RC Smart Cards have been issued. A total of 70,12,201 DL Smart Cards and 88,34,079 RC Smart Cards have been issued so far.

3.2 MODERNISATION OF COMPUTERISATION PROGRAMMES

The Transport Department has entered into an agreement with M/s. Rosmerta Company, New Delhi as PPP partners to Transport Department, Government of Karnataka for issue of Smart Card Driving Licence (integrated with 'SARATHI' software) and Smart Card Registration Certificate (integrated with 'VAHAN' software). The software is developed by NIC and the project has been implemented in all the 59 Sr.RTOs/RTO/ARTO offices across Karnataka successfully.

3.3 ISSUE OF RC-EXTRACT OF VEHICLES AND DL-EXTRACT THROUGH BANGALURU-ONE AND KARNATAKA-ONE CENTRES

The Transport Department has introduced issue of RC-Extract of vehicles and DL-Extract through Bangalore-one and Karnataka-one Centres from 21.12.2012 and 04-03-2014 respectively for the benefit of the citizens. The Department has signed the Memorandum of Understanding with the Directorate of Electronic Delivery of Citizen Services, e-Governance Department. The citizens can obtain RC-Extract of vehicles and DL-Extract through any of the Bangalore-one and Karnataka-one centres located in Karnataka. This facility has been implemented with the technical assistance of National Informatics Centre, Bangalore. During this year 7,09,397 RC-Extracts and 3,632 DL-Extracts have been issued. A total of 12,24,060 RC-Extracts and 3,739 DL-Extracts have been issued so far.

3.4 ISSUE OF RC-EXTRACT OF VEHICLES AND DL-EXTRACT THROUGH MOBILE-ONE.

Under 'Karnataka Mobile One' of the mobile governance project implemented by e-Governance Department, the department's services such as obtaining RC-Extract of vehicles and DL-Extract, submitting application for Learner's Licence and Driving Licence have been provided through mobile app with effect from 08-12-2014 for the convenience of the public. Upto 31-03-2015, 5,747 RC-Extracts and 573 DL-Extracts are issued and a total of 632 applications for Learner's Licence and Driving Licence have been submitted.

3.5 ONLINE SUBMISSION OF APPLICATIONS RELATING TO LEARNER'S LICENCE, DRIVING LICENCE AND VEHICLE REGISTRATION

The facility of compulsory Online submission of applications relating to Learner's Licence, Driving Licence and Vehicle Registration has been introduced in the Regional Transport Offices at Bengaluru with effect from October 2013. This facility has been a primary step towards bringing into force the paperless service system.

In the 12 districts of the State having more than one Regional Transport Offices, a system of receiving the applications for Learner's Licence, Driving Licence and new registration of vehicles irrespective of jurisdiction in the respective districts and compulsorily through online has been brought into force with effect from 15-02-2015. In the final phase, the system of receiving the applications for Learner's Licence, Driving Licence and new registration of vehicles through online has been brought into force in the remaining 17 Districts with effect from 15-03-2015.

3.6 OBTAINING OF SERVICE FROM ANY OF THE REGIONAL TRANSPORT OFFICES BY THE PUBLIC IRRESPECTIVE OF JURISDICTION

A system of submitting applications relating to Learner's Licence, Driving Licence, Vehicle Registration and Fitness Certificate for new vehicle by the public to any of the Regional

Transport Offices in Bangalore Urban and Rural districts irrespective of their place of residence/ business has been introduced with effect from September-2013

3.7 STALL (Screen Test Aid for Learner's Licence)

In order to conduct the Learner's Licence Test scientifically and transparently, the STALL (Screen Test Aid for Learner's Licence) software developed by the NIC has been installed in the selected Regional Transport Offices of Bengaluru on experimental basis. The same will be extended to all the Regional Transport Offices in the State in a phased manner.

3.8 'e'-PAYMENT system

The payment of vehicle tax and fee through e-payment system integrated with Khajane – II software of the Treasury Department is under implementation.

4 ROAD SAFETY PROGRAMMES

As per the directions issued to all the States of the Country by the Ministry of Road Transport and Highways, the 26th Road Safety Week has been observed from 11-01-2015 to 17-01-2015 with the theme of "Safety is not just a slogan, "It is a way of life ". In the State of Karnataka, the road Safety week has been observed jointly by the Departments of Transport and police from 28-01-2015 to 03-02-2015 in which road users, students, drivers/owners and public were guided about road safety so as to create awareness among them. The said programme was inaugurated by the Hon'ble Home Minister and Hon'ble Minister for Transport of Karnataka at Kanteerava Stadium. The exhibition on road safety programme was conducted by the police (Traffic) department. Road safety week was observed at all the Regional/Asst.Regional Transport Offices of the State with the co-operation of local non-governmental organizations by distributing the posters, CDs,calendars issued by the Central Government to the owners, drivers and the public who visits the offices.

4.1 SPEED POST SERVICE

The rise in vehicular population day by day has not only caused an increase in traffic density but also led to rise in the number of people visiting the Regional Transport Offices throughout the state for Registration of vehicles and obtaining Driving Licences etc. To ease the issue of Driving Licences and other documents to the public, the Transport Department introduced the system of Speed Post Service in co-ordination with the Indian Postal Department. Wef. 11-11-2009 for speedy delivery of the documents address of the applicants. This system is working successfully.

4.2 NOVEMBER MONTH AS POLLUTION AWARENESS AND CONTROL MONTH

Due to urbanization and industrialization the demand for Transport has also increased considerably. The exponential rise in petrol and diesel vehicles in turn has led to the deterioration of the air quality. Presently, some of the Indian cities qualify as most polluted cities in the world due to which there is an urgent need to bring awareness among general public regarding vehicular pollution.

Every year, Transport Department observes November month as Air Pollution awareness month. In this regard various programmes are carried out during the November month, to enlighten the public on the ill effects of vehicular pollution.

The Transport Department took the initiative to introduce Green Autos wherein these autos are fitted with 4 stroke Auto LPG engines which are more eco-friendly than the 2 stroke petrol driven engines. These autos are also fitted with Digital Fare Meter for accuracy of readings and the drivers of these auto are educated and dedicated to serve the passengers and tourists. The colour of the hood of these autos are cream yellow and the body is in forest Green colour for easy identification.

5 RENEVAL OF FITNESS CERTIFICATE FOR TRANSPORT VEHICLES:

As per the provisions of Section 56 of the Motor Vehicles Act, 1988 Transport Vehicles have to possess Certificate of Fitness while in use on public Road. At the time of new registration and at prescribed intervals thereafter, transport vehicles are inspected by the officers of the Transport Department to ensure that the provisions of Section 56 of the M.V. Act and rules there under are complied and only such vehicles are issued with Fitness Certificates. Instructions are being issued to the executive officers to inspect the vehicles thoroughly before issue of fitness certificates. The Regional Transport Officers and Asst. Regional Transport Officers counter check certain percentage of vehicles to ensure proper inspection by the Inspectors of Motor Vehicles. During the current year i.e. at the end of 31-03-2015, 3,00,139 Fitness Certificates issued and 3,16,473 fitness certificate were renewed and revenue of Rs. 25.26 crores has been collected from these vehicles.

5.1 RENEWAL OF CERTIFICATE OF REGISTRATION OF NON TRANSPORT VEHICLES.

As per the provisions of the Motor Vehicles Act, 1988 certificate of Registration issued under Section 39 of the Act in respect of a Motor Vehicle other than a Transport Vehicle is valid for a period of 15 years from the date of registration and renewable for a further period of five years. During the year 2014-15. around 1,03,667 Certificates of Registration are renewed and an amount of Rs. 5.25 crores is collected as fees and fine.

5.2 ALLOTMENT OF FANCY NUMBERS THROUGH PUBLIC AUCTION

A system of allotment of Fancy registration numbers in respect of Light Motor Vehicles (Non Transport category like, motor cars, jeeps etc.) in the running series as well as in the advance series through public auction has been introduced w.e.f. 12.01.2015 by framing the procedures. Under this system the registration numbers starting from 0001 to 9999 in any series is open to public auction. The fees of Rs.20,000/- is prescribed for allotment of registration number in running series and Rs.75,000/- is prescribed for allotment of registration number in advance series. If more than two applications received for the allotment of same number then the applicants have to participate in public auction and successful bidder will be allotted the selected number after the payment of bid amount along with prescribed fees.

The power of allotting registration numbers within 1000 from the last registration number assigned in the running series has been delegated to the jurisdiction registering authorities. The numbers after 1000 in the running series as well as in the advance series the power vested with the transport commissioner. After introduction said system total amount of Rs.2.77 Crores has been collected as fees for allotment of registration number along with bid amount during the period from 12.01.2015 to 31.03.2015. the procedure of allotment of registration number through public auction has been published in department website : www.Kar.rto.nic.in

6 CONTROL OF TRANSPORT VEHICLES

6.1 Karnataka State Transport Authority

Karnataka State Transport Authority (K.S.T.A.) is constituted under sub-section (1) and (2) of Section 68 of Motor Vehicles Act, 1988 (central Act 59 of 1988) vide Notification No. FTD 4 TMA 93, Bangalore dated 16-01-1993 by appointing the Commissioner for Transport as the Chairman, the Deputy Inspector General of Police (Training), Bangalore and the Superintending Engineer, (Designs) PWD, Bangalore as the Members of the Authority. Subsequently, the Deputy Commissioner of Police, Traffic and Road Safety, Bangalore is appointed as the Member in place of the Deputy Inspector General of Police (Training), Bangalore vide Notification No.HTD 107 TMA 2001 dated 05-01-2002 and

The Commissioner for Traffic & Road Safety, Bangalore is appointed as Member in place of Deputy Commissioner of Police, Traffic and Road Safety, Bangalore vide Notification No.HTD 107 TMA 2001 dated 13-08-2002. The Karnataka State Transport Authority (K.S.T.A.) is a quasi judicial Authority exercising the powers vested in it under the Provisions of Motor Vehicles Act, 1988. The Government of Karnataka exercising the powers under section 68(1) and (2) of M.V.Act 1988 has appointed, the Secretary state Transport Authority as the Member of the Karnataka State Transport Authority vide notification No.Sarie 71 Saepa 2013 Dt.30-12-2013.

The Karnataka State Transport Authority (K.S.T.A.) has powers to grant All India Permits for Tourist Vehicles (Buses), Motor Cabs, Maxi Cabs, and Inter State Permits to Stage Carriages and Goods Carriages as per the terms of Inter- State Agreements. It is also entrusted with penal powers to suspend or cancel permit for violation of conditions of the permit under Section 86 of the M.V.Act.

6.2 RECIPROCAL AGREEMENTS

Arrangements under the reciprocal agreements entered with the States of Andhra Pradesh, Maharashtra, Kerala, Tamilnadu, Pondicherry and Goa are continued in this year also.

7 SOUTH ZONE PERMIT SCHEME

Under the South Zone Permit Scheme, a quota of 400 permits for Tourist Motor Cabs is prescribed to ply in the States of Karnataka, Tamilnadu, Andhra Pradesh, Kerala, Goa and Union Territory of Pondicherry on reciprocal agreement by paying single point tax without counter signature.

As per the Inter-state agreement, the permits issued for passenger service vehicles, stage carriages are given below.

7.1 PASSENGER SERVICE VEHICLE

| Sl. No. | STATES | No.of Permits as per Agreement | No.of Permits issued during 2014-15 | Total Permits in force as on 31-03-2015 | Countersigned permits as on 31-03-2015 |
|----------------|---------------|---------------------------------------|--------------------------------------------|------------------------------------------------|-----------------------------------------------|
| 01 | TAMILNADU | 393 | 3 | 674 | 521 |
| 02 | KERALA | 162 | 18 | 671 | 278 |
| 03 | ANDHRAPRADESH | 624 | 9 | 1854 | 1470 |
| 04 | MAHARASHTRA | 421 | 0 | 833 | 637 |
| 05 | GOA | 118 | 0 | 152 | 85 |
| 06 | PONDICHERY | 03 | 0 | 5 | 2 |

7.2 INTER –STATE PERMITS (BUSES)

As on 31-03-2015 in addition to the above permits 2787 contract carriage permits have been granted.

7.3 INTER –STATE PERMITS (GOODS CARRIAGES)

Agreements entered with other States are continued during this year also. The System of levy of bilateral Tax of Rs.3,000/- per annum in respect of Tamilnadu. and Rs.5,000/-per annum in respect of Maharashtra, Kerala, Andhra Pradesh, Goa is also continued.

STATEMENT SHOWING THE NUMBER OF INTER STATE GOODS CARRIAGE PERMITS IN FORCE.

| SI. No. | KARNATAKA | Number of Permits as per Agreement | Number of primary Permits Issued Upto 31-03-2015 | Number of Counter Signed Permits Issued Upto 31-03-2015 |
|---------|---------------|------------------------------------|--------------------------------------------------|---------------------------------------------------------|
| 01 | Tamil Nadu | 15000 | 9362 | 15000 |
| 02 | Andhrapradesh | 30000 | 27899 | 16843 |
| 03 | Maharashtra | 20000 | 17859 | 17224 |
| 04 | Kerala | 3000 | 2600 | 2600 |
| 05 | Goa | 2500 | 2500 | 2500 |

7.4 NATIONAL PERMITS

National Permit is granted to operate throughout india including the Home State. There is no restriction on vehicle owners on holding number of National Permits. During the year 2014-15 , 10,457 National Permits were issued and at the end of 31-03-2015 there were 59,734 National permits are inforce.

7.5 REGIONAL TRANSPORT AUTHORITIES

The Regional Transport Authorities are constituted under Section 68 of the MV Act 1988 at the District level with the Deputy Commissioner and the Superintendent of Police of respective district as Chairman and Member respectively. The Regional Transport Officers of District Head Quarters function as the Ex-Officio Secretaries of the Regional Transport Authorities. The Regional Transport Authorities are Quasi Judicial Authorities. The Regional Transport Authorities grant permits for the use of Transport Vehicles for operation on Intra and Inter-District routes of the State.

The details of Permits granted / renewed and in force are as follows:

| SI No | Class of vehicle | Total Number of Permits Inforceas on 31-03-2014 | Permits Issued During the year 2014-15 | Total Number of Permits | Permits Cancelled | Total number of Permits in force as on 31-03-2015 |
|-------|--------------------------|-------------------------------------------------|----------------------------------------|-------------------------|-------------------|---------------------------------------------------|
| 1 | Passenger vehicle | 15649 | 1300 | 16949 | 902 | 16047 |
| 2 | Motorcabs | 94769 | 27647 | 122416 | 8146 | 114270 |
| 3 | Autorickshaws | 284160 | 37480 | 321640 | 6592 | 315048 |
| 4 | Goods vehicles | 395731 | 60782 | 456513 | 16611 | 439902 |
| 5 | AITOB | 2394 | 231 | 2625 | 598 | 2027 |
| 6 | Maxicab | 27910 | 8367 | 36277 | 4289 | 31988 |
| 7 | Tourist Taxi (All India) | 31712 | 12195 | 43907 | 5210 | 38697 |
| 8 | Tourist Maxi cabs | 26015 | 6112 | 32127 | 4287 | 27840 |

8. ENFORCEMENT

8.1 DEPARTMENTAL STATUTORY ACTION CASES

Under Section 86 of the Motor Vehicles Act, 1988 the Transport Authority which grants permits is empowered to suspend or cancel the permits on the breach of the conditions of the permits. In lieu of suspension or cancellation of the permits, the Transport Authority may permit him to compound the offence and recover the compounding amount agreed upon, if the permit holder agrees to pay.

Departmental Statutory Action cases and penalty

| SL.NO | Category of Vehicles | No. of Cases disposed | penalty |
|-------|-------------------------|-----------------------|---------|
| 1 | Contract Carriages | 1699 | 1839530 |
| 2 | Stage Carriages | 394 | 506200 |
| 3 | A.I.T.O.B | 898 | 935670 |
| 4 | Motor cab and Maxi cabs | 7 | 28000 |
| | Total | 2998 | 3309400 |

The details of cases disposed off during 2014-15 are as follows

| Cases at the Beginning | New cases | Total | Cases disposed | Balance |
|------------------------|-----------|--------|----------------|---------|
| 82766 | 53581 | 136347 | 46678 | 89669 |

8.2 ENFORCEMENT (CHECKING OF VEHICLES)

Major activity of the department is to enforce the provisions of law enunciated under the Motor Vehicles Act 1988, and rules made there under. The department accordingly is initiating all possible steps to book cases against the offenders of the provisions of law under Motor Vehicles Act, 1988 and rules made there under.

During the year 2014-15, the department has checked 28,25,069 vehicles, out of which for 2,67,500 vehicles check reports and check report cum receipts have been issued and 14,502 vehicles have been seized and collected a sum of Rs 98.54 Crores towards tax and Rs 40.74 Crores towards fine amounting total of Rs. 139.29 Crores has been collected.

8.3 PROSECUTION CASES

The Department has launched prosecution in various courts, against the violation on Motor Vehicles Act and Rules.

Details of cases booked and disposed during the year 2014-15 are as follows.

| Opening Balance | New Cases | Total | Cases disposed | Balance |
|-----------------|-----------|-------|----------------|---------|
| 3904 | 2163 | 6067 | 3347 | 2720 |

9 BORDER CHECK POSTS

In order to plug the leakage of revenue and to enforce the provisions of the MV Act,1988 and the rules made there under 15 check posts are functioning in the borders of the State.

9.1 The details of revenue collected by each check post during the year 2014-15 are as follows :

| Sl.No. | Name of the Check Post | Revenue Collected (Rs. In Lakhs) |
|--------|------------------------|-------------------------------------|
| 1 | Attibele | 1447.98 |
| 2 | Nangli | 404.19 |
| 3 | Bagepalli | 217.34 |
| 4 | Gowribidanur | 33.01 |
| 5 | Gundlupet | 823.00 |
| 6 | Talapadi | 494.38 |
| 7 | Humnabad | 446.11 |
| 8 | Aland | 69.98 |
| 9 | Nippani | 904.21 |
| 10 | Ramanagara | 105.02 |
| 11 | Zalki | 1043.17 |
| 12 | Rayalpad | 41.71 |
| 13 | Punajanur | 392.34 |
| 14 | Hagari | 170.28 |
| 15 | Kagawad | 92.85 |
| Total | | 6685.57 |

10. Motor Accident Claims Tribunal

The Motor Accident Claims Tribunals headed by the District and Sessions Judge Continues to function at all District Head Quarters. The details as follows:

**DETAILS OF ACCIDENTS OCCURRED DURING THE YEAR 2014
(January 2014 to December 2014)**

| SL NO | NAME OF THE UNITS | NO OF CASES | | | | | | | | | | | | NO.OF PERSONS | | | | | | | |
|-------|-------------------|-------------|-----|---------|--------|-----------|-----|---------|--------|-------|------|---------|--------|---------------|-----|---------|--------|---------|------|---------|--------|
| | | FATAL | | | | NON-FATAL | | | | TOTAL | | | | KILLED | | | | INJURED | | | |
| | | N.H | S.H | OTH ERS | TOT AL | N.H | S.H | OTH ERS | TOT AL | N.H | S.H | OTH ERS | TOT AL | N.H | S.H | OTH ERS | TOT AL | N.H | S.H | OTH ERS | TOT AL |
| 1 | BANGALORE CITY | 166 | 0 | 509 | 675 | 816 | 0 | 3523 | 4339 | 982 | 0 | 3429 | 5014 | 176 | 0 | 525 | 701 | 843 | 0 | 3393 | 4236 |
| 2 | BANGALORE DIST | 7 | 20 | 65 | 92 | 32 | 140 | 492 | 664 | 39 | 139 | 483 | 756 | 11 | 31 | 97 | 139 | 39 | 164 | 581 | 784 |
| 3 | HUBLI-DHARWAD | 36 | 33 | 30 | 99 | 162 | 121 | 153 | 436 | 198 | 154 | 183 | 535 | 39 | 32 | 30 | 101 | 253 | 179 | 193 | 942 |
| 4 | MANGALORE CITY | 93 | 14 | 70 | 177 | 396 | 63 | 475 | 934 | 489 | 77 | 545 | 1111 | 101 | 18 | 82 | 201 | 545 | 119 | 640 | 1304 |
| 5 | MYSORE CITY | 265 | 68 | 234 | 567 | 834 | 242 | 555 | 1631 | 1099 | 310 | 789 | 2198 | 291 | 62 | 250 | 603 | 1058 | 337 | 688 | 2083 |
| 6 | KOLAR | 81 | 30 | 98 | 209 | 261 | 82 | 258 | 601 | 342 | 112 | 356 | 810 | 105 | 38 | 108 | 251 | 485 | 165 | 391 | 1213 |
| 7 | K.G.F | 0 | 32 | 28 | 60 | 0 | 47 | 83 | 130 | 0 | 79 | 111 | 190 | 0 | 40 | 33 | 73 | 0 | 87 | 112 | 199 |
| 8 | TUMKUR | 265 | 106 | 160 | 531 | 724 | 197 | 542 | 1463 | 989 | 303 | 702 | 1994 | 279 | 119 | 162 | 560 | 1091 | 340 | 898 | 2329 |
| 9 | MYSORE | 42 | 107 | 129 | 278 | 169 | 314 | 388 | 871 | 211 | 421 | 517 | 1149 | 45 | 125 | 141 | 311 | 226 | 542 | 760 | 1555 |
| 10 | MANDYA | 54 | 163 | 144 | 358 | 163 | 536 | 515 | 1214 | 217 | 696 | 659 | 1572 | 62 | 166 | 154 | 382 | 343 | 968 | 868 | 2179 |
| 11 | HASSAN | 160 | 119 | 120 | 399 | 599 | 526 | 611 | 1736 | 759 | 645 | 731 | 2135 | 188 | 132 | 112 | 432 | 906 | 844 | 835 | 2585 |
| 12 | KODAGU | 0 | 22 | 38 | 60 | 0 | 117 | 332 | 449 | 0 | 19 | 370 | 509 | 0 | 23 | 40 | 58 | 0 | 231 | 448 | 1040 |
| 13 | MANGALORE | 58 | 35 | 45 | 138 | 305 | 179 | 337 | 821 | 363 | 214 | 382 | 959 | 66 | 38 | 46 | 150 | 499 | 326 | 502 | 1327 |
| 14 | UTTARA KANNADA | 123 | 56 | 61 | 240 | 532 | 259 | 291 | 1082 | 655 | 315 | 352 | 1322 | 131 | 61 | 66 | 258 | 994 | 554 | 567 | 2115 |
| 15 | CIKKA MAGALUR | 50 | 55 | 72 | 177 | 240 | 288 | 305 | 833 | 290 | 343 | 377 | 1010 | 65 | 62 | 79 | 206 | 571 | 445 | 549 | 1637 |
| 16 | BELGAUM | 153 | 292 | 233 | 678 | 392 | 837 | 840 | 2069 | 545 | 1129 | 1073 | 2747 | 178 | 329 | 243 | 750 | 668 | 1997 | 1556 | 4221 |
| 17 | DHARWAD | 104 | 30 | 37 | 171 | 213 | 102 | 80 | 395 | 317 | 132 | 117 | 566 | 123 | 33 | 42 | 198 | 504 | 196 | 135 | 835 |

| SL NO | NAME OF THE UNITS | NO OF CASES | | | | | | | | | | | | NO.OF PERSONS | | | | | | | |
|-------|-------------------|-------------|------|------|-------|-----------|------|-------|-------|-------|-------|-------|-------|---------------|------|------|-------|---------|-------|-------|-------|
| | | FATAL | | | | NON-FATAL | | | | TOTAL | | | | KILLED | | | | INJURED | | | |
| | | N.H | S.H | OTHS | TOTAL | N.H | S.H | OTHS | TOTAL | N.H | S.H | OTHS | TOTAL | N.H | S.H | OTHS | TOTAL | N.H | S.H | OTHS | TOTAL |
| 18 | BIJAPUR | 119 | 43 | 177 | 339 | 239 | 115 | 448 | 802 | 358 | 158 | 625 | 1141 | 136 | 46 | 186 | 368 | 423 | 205 | 678 | 1705 |
| 19 | GULBARGA | 77 | 46 | 222 | 345 | 168 | 136 | 859 | 1163 | 245 | 182 | 1081 | 1508 | 93 | 67 | 244 | 404 | 334 | 238 | 1412 | 1984 |
| 20 | RAICHUR | 0 | 192 | 61 | 253 | 0 | 504 | 178 | 682 | 0 | 696 | 239 | 935 | 0 | 263 | 73 | 336 | 0 | 922 | 330 | 1252 |
| 21 | BIDAR | 32 | 59 | 115 | 227 | 210 | 213 | 724 | 1248 | 242 | 272 | 839 | 1475 | 41 | 66 | 132 | 239 | 310 | 329 | 1064 | 1950 |
| 22 | CHITARA DURGA | 125 | 115 | 110 | 350 | 482 | 416 | 603 | 1501 | 607 | 531 | 713 | 1851 | 149 | 135 | 113 | 397 | 1102 | 1025 | 1133 | 3260 |
| 23 | SHIMOGA | 94 | 84 | 85 | 263 | 584 | 583 | 558 | 1725 | 678 | 667 | 643 | 1988 | 95 | 93 | 97 | 285 | 981 | 1001 | 778 | 2760 |
| 24 | BELLARY | 97 | 115 | 94 | 306 | 236 | 283 | 291 | 810 | 333 | 398 | 385 | 1116 | 105 | 123 | 97 | 325 | 550 | 529 | 593 | 2017 |
| 25 | BAGALKOTE | 41 | 102 | 117 | 260 | 79 | 219 | 247 | 545 | 120 | 321 | 364 | 805 | 46 | 112 | 142 | 300 | 210 | 505 | 554 | 1269 |
| 26 | CHAMRAJ NAGAR | 64 | 33 | 39 | 136 | 150 | 77 | 133 | 360 | 214 | 110 | 172 | 496 | 69 | 33 | 40 | 142 | 212 | 149 | 213 | 546 |
| 27 | UDUPI | 89 | 33 | 59 | 181 | 367 | 240 | 395 | 1002 | 456 | 273 | 454 | 1183 | 91 | 42 | 70 | 194 | 557 | 377 | 563 | 1497 |
| 28 | KOPPAL | 40 | 107 | 17 | 164 | 207 | 348 | 72 | 627 | 247 | 455 | 89 | 791 | 50 | 119 | 18 | 187 | 423 | 757 | 143 | 1323 |
| 29 | GADAG | 23 | 47 | 50 | 121 | 71 | 168 | 127 | 366 | 94 | 215 | 177 | 487 | 39 | 60 | 55 | 154 | 253 | 462 | 345 | 1163 |
| 30 | HAVERI | 56 | 44 | 92 | 192 | 238 | 144 | 337 | 719 | 294 | 188 | 429 | 911 | 116 | 57 | 156 | 329 | 595 | 365 | 843 | 1803 |
| 31 | DAVANAGERE | 56 | 100 | 78 | 234 | 205 | 361 | 413 | 979 | 261 | 461 | 491 | 1213 | 65 | 122 | 79 | 266 | 450 | 776 | 723 | 1949 |
| 32 | RAMNAGAR | 119 | 154 | 138 | 411 | 392 | 521 | 518 | 1431 | 511 | 675 | 656 | 1842 | 125 | 168 | 150 | 443 | 467 | 601 | 632 | 1870 |
| 33 | CHIKKA BALLAPUR | 72 | 40 | 100 | 212 | 185 | 91 | 216 | 492 | 257 | 131 | 316 | 704 | 78 | 44 | 116 | 238 | 298 | 176 | 393 | 867 |
| 34 | YADGIRI | 22 | 50 | 74 | 146 | 41 | 118 | 214 | 373 | 63 | 168 | 288 | 519 | 25 | 55 | 77 | 145 | 78 | 259 | 411 | 748 |
| | Total | 2783 | 2543 | 3701 | 9048 | 9692 | 8587 | 16113 | 34493 | 12475 | 11109 | 19137 | 43541 | 3183 | 2914 | 4055 | 10126 | 16268 | 16170 | 23924 | 58547 |

11 FACILITIES FOR PAYMENT OF TAX

11.1 LIFE TIME TAX

Life Time Tax is being levied on two wheelers, three wheelers and Light goods vehicles including Auto rickshaws carrying passengers and goods having weight in laden not exceeding 3000 kgs. either for hire or reward. Life Time Tax is also levied on Tractors-Trailers (used for agricultural purpose), Motor Cars, Jeeps, Omni Buses and Private Service Vehicles having floor area not exceeding 5 sq. mts.

11.2 Insertion of new section 3(b) under Karnataka Motor Vehicles Taxation Act-1957

A new Section 3 (b) of KMVT Act 1957 with effect from 01-04-2002, green tax is being collected in respect of non-transport vehicles which are more than 15 years old and in respect of transport vehicles which are more than 7 years old.

11.3 The details are as follows.

| Sl.No | Class and age of the vehicle | Rate of tax In rupees |
|-------|-----------------------------------------------------------------------------------------------------------------------------------------------------------------------------------------------------------|-----------------------|
| 1 | Non-Transport vehicles completed 15 years from the date of its registration, at the time of renewal of certificate of registration as per sub-section (10) of section 41, of the Motor Vehicles Act 1988. | 250-00 500-00 |
| 2 | Transport vehicles completed 7 years from the date of its registration, at the time of renewal of fitness certificate as per Section 56, of the Motor Vehicles Act 1988:- | 200-00 Per annum |

11.4 OTHER TAXES

Quarterly tax in respect of camper vans is Rs 4700 per sq. mt. of the floor area. Life time tax in respect of Motor Cars, Jeeps, Omni buses and Private Service Vehicles (having floor area upto 5 sq. mt.) is as follows.

| | | |
|---|-------------------------------------------------------------------------|---------------------------------|
| 1 | Cost of the vehicle which does not exceed Rs. 5 lakhs | 13 % of the cost of the vehicle |
| 2 | Cost of vehicle exceeding Rs.5 lakhs but does not exceed Rs 10 lakhs – | 14 % of the cost of the vehicle |
| 3 | Cost of the vehicle exceeds Rs 10 lakhs but does Not exceed Rs 20 lakhs | 17 % of the cost of the vehicle |
| 4 | Cost of the vehicle which exceeds Rs 20 lakhs | 18% of the cost of the vehicle. |
| 5 | Motor Cars, Vans run on Electricity | 4% of the cost of the vehicle |

11.5 For Two-wheelers

| | | |
|---|--------------------------------------------------------|---------------------------------|
| 1 | Motor cycles cost of which does not exceed Rs 50,000/- | 10 % of the cost of the vehicle |
| 2 | Motor cycles cost of which exceeds Rs 50,000/- | 12 % of the cost of the vehicle |
| 3 | Motor cycles run on electricity | 4 % of the cost of the vehicle |

11.6 LIFE TIME TAX –Other vehicles

| | | |
|---|----------------------------------------------------------------------------------------------------------------------------------|--------------------------------|
| 4 | Construction Equipment vehicles(As defined under Rule 2(a)of CMV Rules 1989) and Vehicles fitted with Air Compressor & Generator | 6% of the cost of the vehicle. |
| 5 | Motor cabs the cost of the which exceeds Rs 15 lakhs | 15% of the cost of the vehicle |

Motor vehicles registered as sleeper coaches and permitted to carry more than 12 passengers excluding driver and conductor or attendant for every sleeper which the vehicles is permitted to carry is Rs 3000/- per qtr. Vehicles comply the provisions of Rule 128 of Central Motor Vehicles Rules 1989 or covered under permits issued as per Sec-88(9) of MV Act 1988 taxed at Rs 2750/- per seat per quarter.

11.7 TAX ON FLEET OWNERS

The KSRTC being the only Fleet owner in the state. For providing competitive service to travelling public and better administration the Corporation is divided into FOUR subsidiaries namely KSRTC, NWKRTC, NEKRTC and BMTTC. The tax in respect of State Transport undertaking is 5% of the gross revenue earned for the year.

11.8 REVENUE AND EXPENDITURE

The Department has collected revenue of Rs. 4145 Crores from 01-04-2014 to 31-03-2015 as against the annual target of Rs.3984 Crores.

(Amount in crores)

| YEAR | RevenueTarget | Revenue collected | %of collection over target | Total Expenditure over collection |
|-----------|---------------|-------------------|----------------------------|-----------------------------------|
| | 1 | 2 | 3 | 4 |
| 2014-2015 | 3984 | 4145 | 104 | 2.56 |

The revenue collected and expenditure incurred by the Transport Department for the last 8 years are shown in the table below:-

(Amount in Crores)

| Year | Revenue Target | Revenue collected | %of collection over target | Total Expenditure | %of expenditure over collection |
|---------|----------------|-------------------|----------------------------|-------------------|---------------------------------|
| 2007-08 | 1661.00 | 1732.06 | 104.27 | 43.33 | 2.57 |
| 2008-09 | 1590.00 | 1646.00 | 103.48 | 51.02 | 2.83 |
| 2009-10 | 1737.13 | 1892.00 | 108.92 | 52.02 | 2.74 |
| 2010-11 | 2175.60 | 2511.63 | 115.44 | 59.72 | 2.37 |
| 2011-12 | 2710.39 | 2985.07 | 110.13 | 72.00 | 2.41 |
| 2012-13 | 3166.67 | 3566.92 | 112.64 | 111.09 | 3.11 |
| 2013-14 | 3783.67 | 3671.09 | 97.02 | 103.94 | 2.83 |
| 2014-15 | 3984.00 | 4145.00 | 104.00 | 106.00 | 2.56 |

12. EFFECTIVE TRANSPORT MANAGEMENT INITIATIVES

As a part of administrative reforms and with a view to provide better, timely and cost effective service, Government has approved Five Effective Transport Management initiatives. Effective management of Transport system has always been the key factor in the economic development of any State. With the changing times it is necessary for the transport system to metamorphosis itself into becoming more responsive and people friendly.

In order to ensure these changes, the Hon'ble Transport Minister has approved five initiatives, for ensuring effective Management in Karnataka State. It is intended to make the transport department and all the State Transport Undertakings adopt a pro-active and facilitative management approach. The initiative focuses on bringing in technological advancement, infrastructure development, innovative management, increased people responsiveness, mitigating vehicular pollution, improved road safety management and also act as a catalytic agent for the growth of the State economy. These initiatives encompass the entire canvass of transport management in the State, with an intention to invigorate it and propel it towards greater effectiveness.

The Five Initiatives are:

Public Relations for Effective Transport Management initiative.

Innovative technology for Effective Transport Management Initiative.

Vehicular Air Pollution Management Initiative.

Road Safety Management Initiative.

Infrastructure for Effective Transport Management Initiative.

12.1 PUBLIC RELATIONS FOR EFFECTIVE TRANSPORT MANAGEMENT INITIATIVE

Public Relations, Help Desk and Public Feedback System

12.2 TRANSPORT COMMISSIONER'S OFFICE

The Chief Public Relations Officer is monitoring the Public Relation System in all the offices of the department and necessary instructions have been given to all the offices for better functioning and strengthening of the system. A Public Relations section is created to monitor the Public Relation System in the department. Help Desk has been formed and responsible staff are assigned to work at these desks. This Help Desk is functioning successfully by helping the public visiting the office for various works, giving them information, prescribed forms/application, proper guidance and also collecting their opinions about the service of the department and valuable suggestions given by public are considered for implementation.

Public also have access to Assistant PRO through phone and e-mail for their grievance, required information, complaints and suggestions. This system is working effectively and there is favourable response from the public.

12.3 Public Relations, Help Desk and Public Feedback System :

Deputy Commissioner for Transport & Sr. RTO / RTO and ARTO OFFICES Public Relation System is introduced in all the Sr.RTO/RTO/ and ARTO offices of the department effectively. A suitable and eligible officer is designated for Public Relation Officer post, who is the head of the system at his office, and all the facilities like separate chamber, telephone, staff etc., have been given. Public can directly meet PRO for help. PRO is also responsible for monitoring and maintenance of Public Grievance Register, wherein public can express their opinion about the services of the department.

In case of any confidential matters or complaints against the service, public can drop their complaint letters in Public Grievance Box kept in all offices. Only the respective Deputy Commissioner for Transport has the power to open the box and appropriate action will be taken on the matter. Help Desk system is implemented in all offices of the Department throughout the State and there is good opinion among the public about usefulness of this system. These Help Desks are located at the entrance of all the Offices, so that public visiting the office can easily access information, get prescribed forms / applications, proper guidance, etc. Under public feedback system Printed Feedback forms are provided to public to obtain their opinions /suggestions on services of the department. Valuable suggestions received are considered for implementation.

13. TRANSPORT ADALATS

Transport adalats are being conducted every three months in all the offices in presence of respective DCTs/JCTs at fixed time. Advertisement about this is being given through new papers, radio and other Medias for active participation of public. A large number of public, representatives of various associations of public service vehicles, journalists etc., are attending the adalats. Most of the grievances are solved on the spot. These adalats are functioning successfully and appreciated by public.

13.1 APPLICATIONS OF MULTIMEDIA IN DEPARTMENTAL SERVICES

Department has developed and launched its website on the internet, where public can access information on various services of the Department both in Kannada and English. Prescribed Forms and other required information can be freely downloaded.

Information on the website is being updated/ revised /redesigned regularly. The website contains Learners Licence Online Registration System, where candidates who wish to obtain learners licence, can first register their names and appear for test at the given time and date. This system is working in computerized offices only.

Wide publicity of the programmes being conducted by the department is made through all the mass media like newspapers, radio, TV etc. Regarding transparency in the services provided public is informed through printed pamphlets, brochures, local TV, Radio and newspapers. Tele serials developed by the department are telecasted through TV channels.

13.2 CITIZEN CHARTER

The department has introduced the Citizens Charter during the year 2001. The Citizens Charter is introduced in all the offices of the state. The departmental assures the best service delivery system to the customers with commitment and dedication as prescribed under the revised Citizens Charter. The citizens have every right to demand the services of the standards prescribed and the commitments made in Citizen's Charter. However, suggestions to improve service delivery system are always welcome. Further, the details of the Citizen's Charter are also made available in the department website. The contents of the Citizens Charter are displayed in both Kannada and English languages on the wall at the entrance of each office, so that public can easily have access to information.

14 INNOVATIVE TECHNOLOGY FOR EFFECTIVE TRANSPORT MANAGEMENT INITIATIVE

14.1 USE OF LPG AS BASE FUEL IN MOTOR VEHICLES

By amending Section 52 of MV Act 1988, provision has been made for use of LPG in vehicles. The use of LPG in Auto rickshaws and Light motor vehicles is being popularized. Department has already approved 38 LPG Kit models and given permissions for 72 retro fitment centres in Bangalore City and 195 retrofitment centers in Karnataka state. Encouragement is given for those who apply to open retro fitment centres. These centres fit approved LPG Cylinders to Auto rickshaws and Light Motor vehicles.

14.2 INTRODUCTION OF NEW TECHNOLOGY FOR ISSUANCE OF FITNESS CERTIFICATES FOR TRANSPORT VEHICLES.

It is proposed to establish inspection pit/ramp in all RTO / ARTO stage by stage offices to examine vehicles in a scientific way for fitness of vehicles.

15. VEHICULAR AIR POLLUTION MANAGEMENT INITIATIVE

15.1 EDUCATION

Candidates who appear for Learner's Licences / Driving Licences at Offices, Transport Adalats and Camps conducted at Taluka and Hobli levels are also educated about the ill effects of air and noise pollution and control measures. It is strongly insisted that owners and drivers check their vehicles for air pollution every six month and keep the Emission Under Control Certificate while using the vehicle on road.

15.2 SPECIAL TRAINING FOR THE STAFF WORKING AT EMISSION TESTING CENTRES

Directions have been given to manufacturers and distributors of gas analyzer and smoke meters to give training for the staff at Emission Testing Centres. According to rule 231 (b) of Karnataka Motor Vehicles Rules, 1989, all the Emission Testing Centres are being inspected regularly for their proper functioning. If defects are found at the time of inspection, notices will be issued to them to rectify the defects. If more defects are found and bad functioning is noticed, action is being taken to suspend or cancel the licences of those

centers. As on 31-03-2015 there are 301 centres in Bengaluru and 306 centres in other places. In all 607 Emission Testing Centres working in the State. All the Emission testing centres are computerized for proper functioning and to check vehicles in a more scientific and transparent way.

15.3 FACILITIES TO BE MAINTAINED AT EMISSION TESTING CENTRES

As per rule 231 (b) of Karnataka Motor Vehicles Rules 1989, licences are being issued to new Emission Testing Centres only after detailed inspection of the centres and fulfilling of prescribed norms are satisfied. The Emission Testing Centres should keep the approved gas analyzers and smoke meters and these equipments have to be maintained properly by calibrating them time to time. All the centres are being issued detailed and strict instructions for proper functioning. Periodical inspections are also conducted to ensure proper functioning of these Centres.

15.4 IMPLEMENTATION OF NETWORKING OF COMPUTERIZED POLLUTION TESTING CENTRES IN KARNATAKA

Emission Testing centres check the levels of exhaust that emitted from motor vehicle to guide vehicle owners for rectification. The Transport Department Government of Karnataka has 607 online emission checking centers in Karnataka. This is achieved in Karnataka by means of software that provides test details of motor vehicles and it uploads online test data to a centrally located server. The Motor Vehicle Inspectors also cross check the test data of vehicle through website Karnataka puc.in or rto.kar.nic.in. This project will cover approximately 1.47 lakh vehicles. The existing Emission Testing Centres have been converted to the new system. This is a secure way to monitor the Emission data across Karnataka and it helps to take the necessary step to reduce pollution.

15.5 CONTROL OF USE OF ADULTERATED FUEL

To check the quality of fuel at fuel dispensing stations and to stop the adulteration of fuel during transportation, road side sale of fuel, unauthorized sale of naphtha, sale of low class lubricants etc., it is proposed to have joint checking in association with District Administration, Food and Civil Supply Department, Checking squad of Oil Companies and Police Department. The action is under progress.

15.6 CONTROL OF AIR POLLUTION BY OLD VEHICLES

The emission level is high in old vehicles compared to the new vehicles and the department has identified the 15 years old transport vehicles which are emitting excess smoke. A red colour band is painted on such vehicles for easy identification for inspections. At the time of inspections these vehicles are subjected to a strict check for emission standards.

15.7 USE OF EMISSION MEASURING EQUIPMENTS

It is decided by Karnataka Pollution Control Board and Forest-Environment and Ecology department to set up air pollution measuring equipments and to display the level of air pollution at important traffic junctions and other such places to make people aware about the polluting air and the details shall be published in all daily newspapers. Action in this regard is under progress. Regular Vehicle checks are organized through special squads

16. DEVELOPMENT AND ENCOURAGEMENT OF ECO FRIENDLY ALTERNATIVE FUELS IN VEHICLES

With a view to reduce vehicular air pollution, vehicle manufacturers are introducing new vehicles in the market with eco friendly alternative fuels like electricity, BATTERY OPERATED, LPG, CNG etc. which are less or zero in emission of pollutants. To encourage and popularize the use of these vehicles, Department is assisting to get loans to battery operated vehicles through financial institutions.

In order to encourage bi-fuel system in Bangalore subsidy of Rs 2000/- was given to each Auto rickshaws owners, for use of authorized LPG kits fitted through approved retrofit centres. The Scheme of subsidy of Rs 2000/- has been extended to other 11 places in the state under Government order No. SARIE/33/SAEPA/2007 Bangalore.13.08.2008 where the re-filling stations have been opened and authorised retrofitment facilities available. In Continuation to this, during the year 2013-14, the vehicles fitted with LPG kits and converted into Bi-fuel mode prior to 31-12-2011 a subsidy amount of Rs.2000/- granted to the Autorickshaw owners totaling to Rs.2696000/ has been sanctioned against 1348 applications received in the RTO Offices of Mysore(East,West),Tumkur and Davanagere)also. This scheme has been closed in the year 2014-15 as the Government has not extended the said scheme.

The Government of Karnataka vide Notification No SRE:04:SEP/2010 Bangalore dt.08-07-2011 has ordered to grant subsidy of Rs. 15,000/- each to those who have valid autorickshaw cab permits covered with 2 stroke vehicles registered prior to 01-04-2000 in Bangalore and other 11 places in the state and replaces the same with New 4 Stroke LPG Auto rickshaw cabs. During the financial year 2012-13, 202 such beneficiaries have been granted and released with a sum of 29,00,000/- subsidy amount for purchase of 4 stroke LPG Autorickshaw cabs. The said scheme was closed on 31-03-2013 Further, the Govt.vide order No SARIE 63 SAEPA 2013, dated 4-2-2014 has accorded permission to continue the said scheme for 2014-15 and also revising the subsidy amount from Rs.15000/-to Rs.30,000/- by extending the scheme to the owners of Autorickshaws registered prior to 1-04-2003. During the year 2014-15, 73 beneficiaries were sanctioned with subsidy of Rs. 30,000/- each totaling to Rs. 21,90,000/-.

The Government is proposed to promote ethanol mixed petrol as fuel to control air pollution in the State by selling the same through petrol bunks for which the oil companies and sugar manufacturing companies has to jointly workout the scheme.

16.1 AWARENESS PROGRAMMES FOR VEHICLE USERS AND CONTROL OF AIR POLLUTION.

It is also proposed and action being taken to hold awareness programmes to promote the use of battery / solar energy operated vehicles, opening of LPG refilling stations, use of pre-mixed 2T oil and opening of Emission Test Centres at fuel dispensing stations.

16.2 UTILIZATION OF GREEN TAX

The amount collected under Green Tax is being used for programmes chalked out for control of air pollution by vehicles under the proper guidance of the Government.

17. EFFECTIVE ENFORCEMENT ACTIVITIES FOR CONTROL OF AIR AND NOISE POLLUTION

17.1 AIR-POLLUTION

During the year 2014-15 checkings were conducted on polluting vehicles, and 1655347 vehicles were checked, cases were booked against 28330 vehicles. and Rs.1.60 Crores is collected as fine.

17.2 NOISE-POLLUTION

During the year 2014-15 checking were conducted against noise polluting vehicles, and 1225217 vehicles were checked, cases were booked against 20177 vehicles. and Rs. 1.33 crores is collected as fine.

17.3 INSTALLATION OF SOLAR POWER PLAN AT 15 BORDER CHECK POSTS OF TRANSPORT DEPARTMENT.

The Transport Department is having 15 border check posts, These Check posts have been provided with diesel generator on PPP basis. To protect Environment and to save Non-renewable fossil fuel it is proposed to install solar power plants with suitable capacity at all border Check posts. A proposal in this regard has been submitted to Government for consideration.

18. ROAD SAFETY MANAGEMENT INITIATIVE.

18.1 NEW TECHNOLOGY FOR ISSUE AND RENEWAL OF FITNESS CERTIFICATES

Inspection pits/ramps have been set up at the offices of Mangalore, Belgavi, Hassan, Chitradurga and Puttur to inspect the vehicles in a scientific manner for issue and renewal of fitness certificates. Action is under progress to set up this system in all the remaining offices of the state.

18.2 ACTION AGAINST DRUNKEN DRIVING

Nowadays, drunken drivers are more in numbers and are involved in more number of accidents during night hours. Strict action is being taken against those drunken drivers by carrying out effective enforcement activities. It is also proposed to provide measuring equipments for the checking staff. Accident spots / zones are identified and action is being taken for road safety measures in those areas like laying road humps, display of sign boards, etc. Further, Tele-serials developed by the department are telecast through radio and TV Channels, publishing or write ups news papers and magazines, display of hoarding's, banners at major public places of city/towns and distribution of information pamphlets, brochures etc., are being carried out.

The Transport Department has received 25,533 Driving Licences from the police Department during the year 2014-15 for taking the action against the Driving Licence holders for having committed the offence of Drunk and Driving and other Traffic rules. The Department has suspended 10,798 Driving Licences for Drunken Driving and 11,409 Licences were suspended for other offences. Notices have been issued in remaining 4,459 cases.

In Bengaluru during the year 2014-15 totally 17,917 Driving licences have been impounded by the police department and forwarded to the Regional Transport Offices for taking action against the holders of these Driving Licences for violation of Traffic rules and other offences. Out of which 8,307 Driving Licences have been suspended for Drunken Driving and 7,416 Driving Licences have been suspended for other offences and notices have been issued for the remaining 2,194 cases.

18.3 TRAINING FOR STAFF ON ROAD SAFETY

Effective training has been imparted to the officers and staff working for road safety initiatives. Road Safety Centres have been opened at all the offices of the state, where classes are being conducted for public going to offices. They are also educated about prevention of road accidents, its effects and safety measures in a scientific way.

18.4 IDENTIFICATION OF ACCIDENT SPOTS / ZONES AND CORRECTIVE MEASURES

Accident spots and zones have been identified all over the State on highways. Action is being taken to control flow of traffic at these places and corrective and other safety measures like necessary speed breakers, glowing sign boards and cautionary boards, repair of bad roads, road widening, straightening of zig-zag roads, speed limits for vehicles, display of safety signs and other precautionary measures are being under taken.

18.5 CONTROL OF CARRYING OVERLOAD IN GOODS VEHICLES AND PUBLIC SERVICE VEHICLES.

The carrying of overload in goods vehicles by violating the permit conditions is the main reason for the vehicular air pollution and road accidents. In order to check this menace, the Transport Department has taken stringent and planned action by suitably instructing all the executive staff of check posts situated at the borders of the State.

During the present financial year, as many as 878254 goods vehicles have been checked, 10691 cases have been booked and 4312 vehicles seized and Rs 9.67 crore has been collected as fine for overload offences. As per Supreme Court directions fine is being enforced under Sec 200 and excess load is being un-loaded from the vehicle.

18.6 MOTOR VEHICLE DRIVER TRAINING SCHOOLS

The details of the motor vehicle driver Training Schools working in the state are as follows.

| Sl No. | Name of the Division | Total No. of driving Schools |
|--------|---------------------------------------------------------------|------------------------------|
| 1 | Joint Commissioner for Transport, Bangalore (Urban and Rural) | 498 |
| 2 | Deputy Commissioner for Transport, Bangalore (Rural) | 110 |
| 3 | Joint Commissioner for Transport, Mysore | 155 |
| 4 | Joint Commissioner for Transport, Shimoga | 306 |
| 5 | Joint Commissioner for Transport, Belgavi | 157 |
| 6 | Joint Commissioner for Transport, Kalaburgi | 65 |
| | Total | 1291 |

19. INFRASTRUCTURE DEVELOPMENT OF THE TRANSPORT DEPARTMENT

19.1 CONSTRUCTION OF OWN BUILDINGS FOR OFFICES.

The Department is having 83 Offices consisting of Transport Commissioner, Additional commissioner for Transport, Joint Commissioners for Transport, Deputy Commissioners for Transport, Regional Transport Officers/Asst. Regional Transport Officers and check posts. 42 offices are functioning in own buildings, 2 offices in Government buildings and 26 offices in rented Buildings. 12 check posts are functioning in temporary structures/sheds.. one check post (Attibele) is working in the composite computerised check post .

Government of Karnataka has granted Rs 9.00 crores in the year 2014-15(Under the Head of Account :4059(PLAN) for construction of buildings. The details are as follows.

19.2 CONSTRUCTION OF OFFICE BUILDINGS

Building construction work is under progress for the following offices.

| Sl.No. | Name of the office |
|--------|-----------------------|
| 1 | RTO,Bangalore Central |
| 2 | RTO Bangalore East |
| 3 | RTO Mysuru |
| 4 | ARTO,Tiptur |
| 5 | RTO Chamrajnagar |
| 6 | RTO Yelhanka |
| 7 | RTO Nelamangla |

19.3 THE COMPLETED OFFICE BUILDING ARE AS FOLLOWS

ARTO Devanahalli

19.4 PURCHASE OF SITES: (Head of Account : 2041-00-001-0-01-TC-125— Modernisation(Non-Plan).

| Sl. No | Description of Site | Allotted by | Area | Purpose |
|--------|---------------------------------------------------------------|-------------|---------|-------------------------------------------------------|
| 1 | R.S.No. 26,28(p)and 118, kangrali BK Industrial Area, Belgavi | K.I.A.D.B | 4 Acres | Constuction of office Building and for other purpose. |

Wherever the offices of RTO/ARTOs are housed in rented buildings, Deputy Commissioners of the concerned districts have been requested to allot at least 6 acres of land suitable for the construction of office building .

19.5 CONSTRUCTION OF DRIVING TRACKS.

Importance of proper and scientific testing of the Driving skills as prescribed under the Act and Rules has become more important in the present scenario where road accidents are on increase every day. Therefore, the Department has decided to have at least one scientifically designed driving track for each office to conduct quality driving tests. These driving tracks provide all requirements for testing the driving skills of the candidates. In this direction the department has formulated Automated driving test track at Jnanabharathi and also formulated temporary Driving Tracks at RTO Kolar, Hassan, Bellary, Dharwad, Chitradurga, KGF, Kalaburgi, Hospet and Raichur. Action is being taken to obtain sites for construction of Driving Tracks to the remaining offices .

Construction of driving test tracks is completed for the following offices:

| Sl.No | Name of the Office |
|-------|--------------------|
| 1 | RTO, Bagalkot |
| 2 | RTO, Haveri |
| 3 | RTO, Vijakumar |
| 4 | RTO, Belgavi |
| 5 | RTO, Hassan |
| 6 | RTO,Chitradurga |
| 7 | RTO, Kalaburgi |
| 8 | ARTO, Bailahongala |

The BMTC has constructed driving test track at Peenya and given to the transport dept. for testing the candidates before issue of Driving licences.

19.6 AUTOMATED DRIVING TESTING TRACK AT MALLATHAHALLI , RTO Jnanabarathi.

Considering the rising vehicle population and increasing road accidents, the Transport Department thought of introducing systematic, scientific and computerised skill training to the Driving Licence aspirants before venturing in to the road traffic particularly in Bangalore city. Vehicle population has reached 1.47 crore vehicles in Karnataka and over 55 lakh vehicles on Bangalore roads. Therefore, it is the prime responsibility of

Government/Department to look in to the safety of the general public and avoid road accidents.

In this regard Transport Department decided to construct a Driving Track in Regional Transport Offices which would be a replica of road conditions with Electronic system to test the skill of the candidate before granting them the Driving Licence and allow them to drive the vehicle on road confidently and without causing accidents. Though the process of Driving Test supervised by Motor Vehicle Inspectors for issuance of the Licence on a manually marked testing track was found to be good, it was not non-transparent process and manual intervention was possible at every stage.

The driving licenses are being issued to individuals for two/four wheelers every day at all Regional Transport Offices across Karnataka. These licenses are issued based on limited practical tests on road and theoretical test with the existing facility at RTO locations and there is no specific or unique system to evaluate the skill of the person who comes for Driving Licence.

19.7 MAIN OBJECTIVES OF THE AUTOMATED DRIVING TEST TRACK

Uniformity in Testing.

Transparency

Modernised technology

Improve driving skills

Instil Road discipline and create awareness of the Motor Vehicle Act.

To reduce the rate of accidents due to stringent test

19.8 PROJECT COST:

| | | |
|------------------------------------------------------------------------------------------------------|---|--------------------|
| Department of Information Technology, Govt of India, Ministry of Information Technology, NewDelhi | - | Rs.1.20 Cr. |
| Department of E-Governance, Govt of Karnataka | - | <u>Rs.0.50 Cr.</u> |
| Total Project cost | - | <u>Rs.1.70 Cr.</u> |

19.9 BASIC FACILITIES AND OWN BUILDINGS FOR CHECK POSTS

Out of 15 check posts, Humnabad and Kognalli chekposts have own buildings . 12 Check posts are working in temporary sheds. Building is under construction for Alnda check post. Attibele is working in composite computerising check post. Talapady, Bagepalli, Nangli Check posts are having land to construct own buildings.Opening of computerized composite check post which consists check post of Transport, Commercial Tax, Excise and Forest Departments with all kinds of facilities is under the process of completion. In addition to ensure uninterrupted power supply to the check post, all the check post have been provided with UPS having 5 KVA capacity.

20. PLAN SCHEME

SCP/TSP PLAN

The Government has approved the scheme of imparting training in vehicle driving to the persons belonging to SC/ST under Schedule Caste Sub Plan /Tribal Sub Plan under the Head of Account 2041-00-101-0-01 (Plan) for the year 2014-15

This scheme was started for the first time by the Department during the year 2007-08. Provided training for 768 Candidates belonging to SC/ST during the year 2014-15 at a cost of Rs. 23.41 Lakhs.

20.1 AUTOMATED DRIVING TEST TRACK

During the year of 2012-13 Government has accorded approval for the establishment of Automated Driving Testing Tracks at the following places

Head of account 2041-00-001-0-01-TC-125-Modernisation (Non-plan)

(Rs. In Crores)

| Sl. No | Place | Work entrusted to | Estimated Amount |
|--------|---------------------------|-------------------|------------------|
| 1 | Hassan | K.S.R.T.C | 4.00 |
| 2 | Kalaburagi | N.E.K.R.T.C | 4.15 |
| 3 | Electronic city-Bengaluru | B.M.T.C | 4.60 |
| 4 | Mysuru | K.S.R.T.C | 4.00 |
| 5 | Dharwad | K.S.R.T.C | 4.00 |
| | Total | | 20.75 |

Along with, necessary action has been taken to establish of Automated Driving Testing Tracks at Bellary, Gadag, Madikeri, Mangaluru, Belagavi and Hospete.

20.2 INSPECTION AND CERTIFICATION CENTRE (Head of account 2041-00-001-0-01-TC-125- Modernisation(Non- plan)

During the year of 2012-13 Cabinet has accorded approval for the establishment of Inspection and Certification Centres at the following places

(Rs. In Crores)

| Sl. No | Place | Work entrusted to | Estimated Amount |
|--------|---------|-------------------|------------------|
| 1 | Mysuru | K.S.R.T.C | 7.50 |
| 2 | Dharwad | K.S.R.T.C | 7.00 |
| | Total | | 14.50 |

Along with, necessary action has been taken to establish Inspection and Certification Centres at Shivamogga, Kalaburagi and Mangaluru.

20.3 ESTABLISHMENT OF HEAVY VEHICLE DRIVER TRAINING INSTITUTE

To produced quality drivers, Government has accorded approval for establishment of Heavy Vehicle Driver Training Institutes through K.S.R.T.C at Yelahanka (Bangalore) and Dharwad for training Heavy Vehicle drivers. Work is under final stage. Along with, it is proposed to establish Heavy Vehicle Driver Training Institutes at Kalaburagi and Mangalore. Necessary setps have taken to establish these institutes.

20.4 VEHICLE INSPECTION AND CERTIFICATION CENTRE (Central Govt Assistance -OTACA)

Government has accorded permission to establish Vehicle Fitness Testing Centre at Mattahalli near Dasanpura, Bangalore at the estimated cost of Rs. 4.5 Crores for the first stage, the Central Government Assistance (OTACA) of Rs.2.68 Crores has been sanctioned during the Year 2011-12 for this Project. The project is being implemented by BMTC at their land for testing of vehicles belonging to State Transport Undertakings.

20.5 MODERNIZATION AND COMPUTERIZATION PROGRAMMES

The Transport Department has entered into an agreement with M/s. Rosmerta Company, New Delhi as PPP partners to Transport Department, Government of Karnataka for Issue of Smart Card Driving Licence (SARATHI) and Smart Card Registration Certificate (VAHAN). The software is developed by NIC and the project has been implemented in all 59 RTO/ARTO offices across Karnataka successfully.

21. REVENUE COLLECTION THROUGH E-PAYMENT

As per the approval of Finance Department letter No. FD-71.Expenditure-2012-13 dated 07-11-2013 with the technical help of NIC software has been developed for collection of revenue through E-Payment. Approval from the Reserve Bank of India, Bangalore is awaited.

22. DETAILS OF INFORMATION IN RESPECT OF 'RIGHT TO INFORMATION ACT'

As per Government Order No.SAARII.197.SVIRASA.05 Dated 18-07-2005 Right to Information Act, 2005 (2005 Central Act 22) has come into force, under section 5 (1), 5(2), 19(1) of the said Act, the Transport Department has notified Public Information Officers / Assistant Public Information Officers / Authority to appeal.

23. SAKALA PLAN

Under SAKALA plan following 20 services are covered in all the 59 Regional Transport Offices in the State.

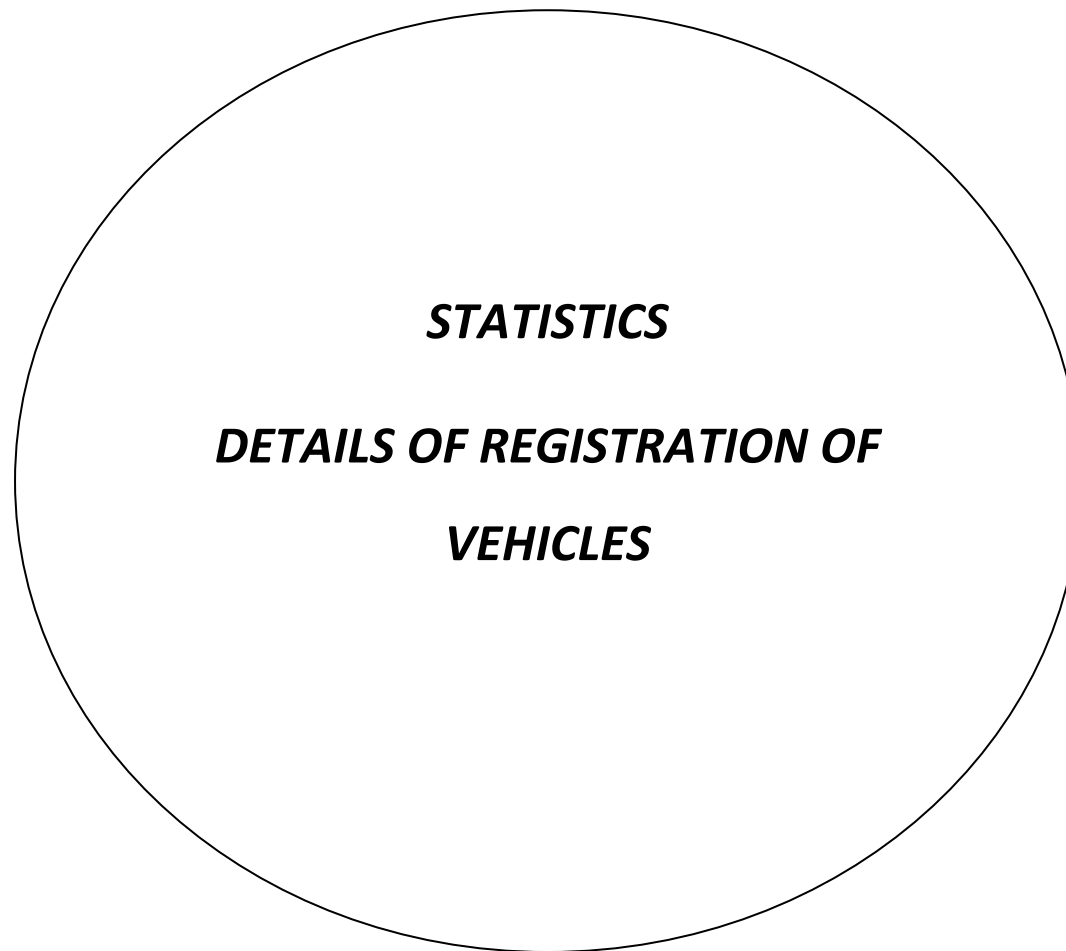
1. Duplicate Learner's Licence
2. Additonal class of vehicle to Driving Licence
3. change of address in learners
4. Issue of PSV badge
5. Issue of duplicate badge to drivers.
- 6 Issue of licence to run motor vehicle driver training Schools
- 7 Renewal of motor vehicle driver traning schools
- 8 Issue of conductor licence and badge
- 9 Renewal of Conductor licence
- 10 Noting change of address in conductor licence
- 11 Issue of duplicate conductor licence and badge
- 12 Issue of International Driving Permit
- 13 Temporary Registrarion
- 14 Re-Assingment of Registraiton numbers
- 15 Transfer of Ownership

- 16 Transfer of Ownership after death of owner
- 17 Transfer of Ownership in respect vehicles purchased in public action
- 18 B-Register Extract
- 19 Note of HPA
- 20 Issue of Clearance certificate.

24. VEHICLE STATISTICS

VEHICLE REGISTRATION DETAILS

Section 39 of the Motor Vehicles Act, 1988 makes it mandatory that every motor vehicle shall be registered before it is put for use on any public road. The Regional Transport Officers and Assistant Regional Transport Officers are the registering Authorities for their regions under Chapter IV of the Motor Vehicles Act. Total Number of Motor Vehicles registered and kept for use in the State as at the end of 31-03-2015 is 1,47,84,961. The details of vehicle as follows:



25 The details of Vehicle registration in Karnataka and Bangalore as on 31.03.2015

Categories of different vehicles along with percentage of increase over the previous year is as below

| SL NO | CATEGORY OF VEHICLES | Newly Registered as on | | | Total Registered as on | | | % Increase |
|---------------------------|-----------------------------------|------------------------|---------|---------|------------------------|----------|----------|------------|
| | | 2012-13 | 2013-14 | 2014-15 | 31-03-13 | 31-03-14 | 31-03-15 | |
| 1 | Two wheelers | 837738 | 958788 | 1110476 | 8575104 | 9533892 | 10644368 | 11.64 |
| 2 | Cars | 151337 | 151754 | 169310 | 1420767 | 1572521 | 1741831 | 10.76 |
| 3 | Jeep | 1084 | 1024 | 970 | 43263 | 44287 | 45257 | 2.19 |
| 4 | Omni buses | 3783 | 3397 | 3508 | 116987 | 120384 | 123892 | 2.91 |
| 5 | Tractors | 22383 | 26832 | 29497 | 386376 | 413208 | 442705 | 7.13 |
| 6 | Trailors | 15883 | 15665 | 17948 | 267436 | 283101 | 301049 | 6.33 |
| 7 | Construction Equipment vehicle | 1080 | 806 | 722 | 7854 | 8660 | 9382 | 8.34 |
| 8 | Other vehicles | 2142 | 4310 | 2378 | 65163 | 69473 | 71851 | 3.42 |
| Total Non-Transport | | 1035430 | 1162576 | 1334809 | 10882950 | 12045526 | 13380335 | 11.08 |
| 9 | TRANSPORT VEHICLE | | | | | | | |
| a | Multi Axled /Articulated Vehicles | 3932 | 4601 | 5928 | 49415 | 54016 | 59944 | 10.97 |
| b | Trucks & lorries | 10285 | 8749 | 8054 | 198224 | 206973 | 215027 | 3.89 |
| Total | | 14217 | 13350 | 13982 | 247639 | 260989 | 274971 | 5.36 |
| 10 | LIGHT GOODS VEHICLES | | | | | | | |
| a | Four Wheelers | 27946 | 26149 | 27234 | 154619 | 180768 | 208002 | 15.06 |
| b | Three wheelers | 9595 | 9416 | 9881 | 104082 | 113498 | 123379 | 8.70 |
| Total | | 37541 | 35565 | 37115 | 258701 | 294266 | 331381 | 12.61 |
| 11 | BUSES | | | | | | | |
| a | Stage Carriages | 3347 | 2361 | 1202 | 35895 | 38256 | 39458 | 3.14 |
| b | Contract Carriages | 366 | 291 | 316 | 1811 | 2102 | 2418 | 15.03 |
| c | Private Service Vehicle | 1403 | 935 | 1308 | 12291 | 13226 | 14534 | 9.89 |
| d | Educational Institution Buses | 1553 | 1881 | 2174 | 11616 | 13497 | 15671 | 16.11 |
| e | Other Buses | 548 | 343 | 382 | 8105 | 8448 | 8830 | 4.52 |
| Total | | 7217 | 5811 | 5382 | 69718 | 75529 | 80911 | 7.13 |
| 12 | TAXIES | | | | | | | |
| a | Motor Cabs | 11483 | 9991 | 15201 | 94802 | 104793 | 119994 | 14.50 |
| b | Maxi Cabs | 6669 | 5623 | 5909 | 64167 | 69790 | 75699 | 8.47 |
| c | Other Taxies | 2042 | 2719 | 2837 | 3925 | 6644 | 9481 | 42.70 |
| Total | | 20194 | 18333 | 23947 | 162894 | 181227 | 205174 | 13.21 |
| 13 | L MV(psngr) | | | | | | | |
| a | Three Seaters(A/R) | 34102 | 26928 | 29302 | 285637 | 312565 | 341867 | 9.37 |
| b | Four to Six Seaters | 972 | 1734 | 2344 | 34845 | 36579 | 38923 | 6.40 |
| Total | | 35074 | 28662 | 31646 | 320482 | 349144 | 380790 | 9.06 |
| 14 | Other vehicles | 4412 | 7123 | 2974 | 121302 | 128425 | 131399 | 2.31 |
| Total Transport | | 118655 | 108844 | 115046 | 1180736 | 1289580 | 1404626 | 8.92 |
| Total Trans+Non-Transport | | 1154085 | 1271420 | 1449855 | 12063686 | 13335106 | 14784961 | 10.87 |

25.1 NUMBER OF REGISTERED VEHICLES IN BENGALURU METROPOLITAN CITY as on 31.03.2015

| NO | CATEGORY OF VEHICLES | Newly Registered as on | | | Total Registered as on | | | % Increase |
|----|-----------------------------------|------------------------|---------|---------|------------------------|----------|----------|------------|
| | | 2012-13 | 2013-14 | 2014-15 | 31-03-13 | 31-03-14 | 31-03-15 | |
| 1 | Two wheelers | 290487 | 321075 | 361931 | 3158133 | 3479208 | 3841139 | 10.40 |
| 2 | Cars | 93999 | 93236 | 100486 | 894865 | 988101 | 1088587 | 10.16 |
| 3 | Jeep | 30 | 70 | 30 | 7343 | 7413 | 7443 | 0.40 |
| 4 | Omni buses | 485 | 429 | 336 | 47373 | 47802 | 48138 | 0.70 |
| 5 | Tractors | 575 | 590 | 392 | 8450 | 9040 | 9432 | 4.34 |
| 6 | Trailors | 484 | 447 | 316 | 6635 | 7082 | 7398 | 4.46 |
| 7 | Construction Equipment vehicle | 263 | 186 | 94 | 1634 | 1820 | 1914 | 5.16 |
| 8 | Other vehicles | 620 | 1844 | 396 | 19703 | 21547 | 21943 | 1.83 |
| | Total Non-Transport | 386943 | 417877 | 463981 | 4144136 | 4562013 | 5025994 | 10.17 |
| 9 | TRANSPORT VEHICLE | | | | | | | |
| a | Multi Axled /Articulated Vehicles | 2133 | 2427 | 2889 | 30466 | 32893 | 35782 | 8.78 |
| b | Trucks & lorries | 3016 | 2654 | 2452 | 51526 | 54180 | 56632 | 4.52 |
| | Total | 5149 | 5081 | 5341 | 81992 | 87073 | 92414 | 6.13 |
| 10 | LIGHT GOODS VEHICLES | | | | | | | |
| a | Four Wheelers | 8225 | 7118 | 7195 | 49179 | 56297 | 63492 | 12.78 |
| b | Three wheelers | 2183 | 2124 | 2064 | 35117 | 37241 | 39305 | 5.54 |
| | Total | 10408 | 9242 | 9259 | 84296 | 93538 | 102797 | 9.89 |
| 11 | BUSES | | | | | | | |
| a | Stage Carriages | 812 | 825 | 184 | 13423 | 14248 | 14432 | 1.29 |
| b | Contract Carriages | 184 | 178 | 235 | 842 | 1020 | 1255 | 23.03 |
| c | Private Service Vehicle | 698 | 755 | 1063 | 7274 | 8029 | 9092 | 13.23 |
| d | Educational Institution Buses | 775 | 943 | 1235 | 5551 | 6494 | 7729 | 19.01 |
| e | Other Buses | 345 | 168 | 136 | 4884 | 5052 | 5188 | 2.69 |
| | Total | 2814 | 2869 | 2853 | 31974 | 34843 | 37689 | 8.18 |
| 12 | TAXIES | | | | | | | |
| a | Motor Cabs | 6650 | 5570 | 9092 | 30763 | 36333 | 45425 | 25.02 |
| b | Maxi Cabs | 2831 | 2126 | 2562 | 23953 | 26079 | 28641 | 9.82 |
| c | Other Taxies | 1174 | 1678 | 2286 | 2174 | 3852 | 6138 | 59.34 |
| | Total | 10655 | 9374 | 13940 | 56890 | 66264 | 80204 | 21.03 |
| 13 | L MV(psngr) | | | | | | | |
| a | Three Seaters(A/R) | 16213 | 11880 | 11474 | 126590 | 138470 | 149944 | 8.29 |
| b | Four to Six Seaters | 455 | 1442 | 1882 | 24421 | 25863 | 27745 | 7.27 |
| | Total | 16668 | 13322 | 13356 | 151011 | 164333 | 177689 | 8.12 |
| 14 | Other vehicles | 2407 | 1116 | 943 | 40877 | 41993 | 42936 | 2.24 |
| | Total Transport | 48101 | 41004 | 45692 | 447040 | 488044 | 533736 | 9.36 |
| | Total Trans+Non-Transport | 435044 | 458881 | 509673 | 4591176 | 5050057 | 5559730 | 10.09 |

25.2 STATEMENT SHOWING MOTOR VEHICLES REGISTERED AS ON 31-03-2015 IN KARNATAKA STATE

| SL NO | CATEGORY OF VEHICLES | TOTAL VEHICLES AS ON 31-03-2014 | NEWLY REGISTERED IN THE YEAR 2014-15 | TOTAL VEHICLES AS ON 31-03-2015 |
|---------------------------|-----------------------------------|---------------------------------|--------------------------------------|---------------------------------|
| 1 | Two wheelers | 9533892 | 1110476 | 10644368 |
| 2 | Cars | 1572521 | 169310 | 1741831 |
| 3 | Jeep | 44287 | 970 | 45257 |
| 4 | Omni buses | 120384 | 3508 | 123892 |
| 5 | Tractors | 413208 | 29497 | 442705 |
| 6 | Trailors | 283101 | 17948 | 301049 |
| 7 | Construction Equipment vehicle | 8660 | 722 | 9382 |
| 8 | Other vehicles | 69473 | 2378 | 71851 |
| Total Non-Transport | | 12045526 | 1334809 | 13380335 |
| 9 | TRANSPORT VEHICLE | | | |
| a | Multi Axled /Articulated Vehicles | 54016 | 5928 | 59944 |
| b | Trucks & lorries | 206973 | 8054 | 215027 |
| Total | | 260989 | 13982 | 274971 |
| 10 | LIGHT GOODS VEHICLES | | | |
| a | Four Wheelers | 180768 | 27234 | 208002 |
| b | Three wheelers | 113498 | 9881 | 123379 |
| Total | | 294266 | 37115 | 331381 |
| 11 | BUSES | | | |
| a | Stage Carriages | 38256 | 1202 | 39458 |
| b | Contract Carriages | 2102 | 316 | 2418 |
| c | Private Service Vehicle | 13226 | 1308 | 14534 |
| d | Educational Institution Buses | 13497 | 2174 | 15671 |
| e | Other Buses | 8448 | 382 | 8830 |
| Total | | 75529 | 5382 | 80911 |
| 12 | TAXIES | | | |
| a | Motor Cabs | 104793 | 15201 | 119994 |
| b | Maxi Cabs | 69790 | 5909 | 75699 |
| c | Other Taxies | 6644 | 2837 | 9481 |
| Total | | 181227 | 23947 | 205174 |
| 13 | LMV(psng) | | | |
| a | Three Seaters(A/R) | 312565 | 29302 | 341867 |
| b | Four to Six Seaters | 36579 | 2344 | 38923 |
| Total | | 349144 | 31646 | 380790 |
| 14 | Other vehicles | 128425 | 2974 | 131399 |
| Total Transport | | 1289580 | 115046 | 1404626 |
| Total Trans+Non-Transport | | 13335106 | 1449855 | 14784961 |

25.3 STATEMENT SHOWING MOTOR VEHICLES REGISTERED AS ON 31-03-2015 IN BENGALURU METROPOLITAN CITY

| SL NO | CATEGORY OF VEHICLES | TOTAL VEHICLES AS ON 31-03-2014 | NEWLY REGISTERED IN THE YEAR 2014-15 | TOTAL VEHICLES AS ON 31-03-2015 |
|---------------------------|-----------------------------------|---------------------------------|--------------------------------------|---------------------------------|
| 1 | Two wheelers | | | |
| a | Scooter | 680448 | 47262 | 727710 |
| b | Moped | 421467 | 20782 | 442249 |
| c | Motor cycle | 2377293 | 293887 | 2671180 |
| Total | | 3479208 | 361931 | 3841139 |
| 2 | Cars | 988101 | 100486 | 1088587 |
| 3 | Jeep | 7413 | 30 | 7443 |
| 4 | Omni buses | 47802 | 336 | 48138 |
| 5 | Tractors | 9040 | 392 | 9432 |
| 6 | Trailors | 7082 | 316 | 7398 |
| 7 | Construction Equipment vehicle | 1820 | 94 | 1914 |
| 8 | Other vehicles | 21547 | 396 | 21943 |
| Total Non-Transport | | 4562013 | 463981 | 5025994 |
| 9 | TRANSPORT VEHICLE | | | |
| a | Multi Axled /Articulated Vehicles | 32893 | 2889 | 35782 |
| b | Trucks & lorries | 54180 | 2452 | 56632 |
| Total | | 87073 | 5341 | 92414 |
| 10 | LIGHT GOODS VEHICLES | | | |
| a | Four Wheelers | 56297 | 7195 | 63492 |
| b | Three wheelers | 37241 | 2064 | 39305 |
| Total | | 93538 | 9259 | 102797 |
| 11 | BUSES | | | |
| a | Stage Carriages | 14248 | 184 | 14432 |
| b | Contract Carriages | 1020 | 235 | 1255 |
| d | Private Service Vehicle | 8029 | 1063 | 9092 |
| c | Educational Institution Buses | 6494 | 1235 | 7729 |
| f | Other Buses | 5052 | 136 | 5188 |
| Total | | 34843 | 2853 | 37696 |
| 12 | TAXIES | | | |
| a | Motor Cabs | 36333 | 9092 | 45425 |
| b | Maxi Cabs | 26079 | 2562 | 28641 |
| c | Other Taxies | 3852 | 2286 | 6138 |
| Total | | 66264 | 13940 | 80204 |
| 13 | L M V(psngr) | | | |
| a | Three Seaters(A/R) | 138470 | 11474 | 149944 |
| b | Four to Six Seaters | 25863 | 1882 | 27745 |
| Total | | 164333 | 13356 | 177689 |
| 14 | Other vehicles | 41993 | 943 | 42936 |
| Total Transport | | 488044 | 45692 | 533736 |
| Total Trans+Non-Transport | | 5050057 | 509673 | 5559730 |

25.4 TOTAL REGISTERED VEHICLES IN BENGALURU METROPOLITAN CITY AS ON 31.03.2014

| SL NO | CATEGORY OF VEHICLES | BNG CENTR | BNG West | BNG EAST | BNG NOR | BNG SOU | K.R. PURAM | R.R NGR | ELECT CITY | YELAH ANKA | NEL MANG | RTO A/R | TOTAL |
|---------------------------|-----------------------------------|-----------|----------|----------|---------|---------|------------|---------|------------|------------|----------|---------|---------|
| 1 | Two wheelers | 380113 | 531377 | 587172 | 560436 | 570593 | 210091 | 155109 | 238613 | 117755 | 27949 | 0 | 3479208 |
| 2 | Cars | 159555 | 113652 | 181735 | 159922 | 157200 | 48470 | 40024 | 94598 | 30350 | 2594 | 01 | 988101 |
| 3 | Jeep | 1698 | 638 | 1920 | 1040 | 1248 | 0 | 123 | 6 | 730 | 10 | 0 | 7413 |
| 4 | Omni buses | 5555 | 4763 | 9262 | 16538 | 7285 | 34 | 1877 | 460 | 1810 | 218 | 0 | 47802 |
| 5 | Tractors | 208 | 489 | 1072 | 1146 | 2583 | 984 | 719 | 665 | 500 | 674 | 0 | 9040 |
| 6 | Trailors | 185 | 456 | 866 | 1107 | 1350 | 985 | 650 | 566 | 261 | 656 | 0 | 7082 |
| 7 | Construction Equipment vehicle | 138 | 49 | 5 | 0 | 401 | 0 | 165 | 716 | 286 | 60 | 0 | 1820 |
| 8 | Other vehicles | 6108 | 3018 | 1990 | 2399 | 2380 | 1608 | 847 | 2209 | 612 | 376 | 0 | 21547 |
| Total Non-Transport | | 553560 | 754442 | 784022 | 742588 | 743040 | 262172 | 199514 | 337833 | 152304 | 32537 | 01 | 4562013 |
| 9 | TRANSPORT VEHICLE | | | | | | | | | | | | |
| a | Multi Axled/ Articulated Vehicles | 22144 | 1409 | 823 | 1732 | 2594 | 1087 | 510 | 2059 | 356 | 179 | 0 | 32893 |
| b | Trucks & lorries | 10552 | 1482 | 9867 | 6398 | 10323 | 2085 | 3006 | 8436 | 573 | 1458 | 0 | 54180 |
| Total | | 32696 | 2891 | 10690 | 8130 | 12917 | 3172 | 3516 | 10495 | 929 | 1637 | 0 | 87073 |
| 10 | LIGHT GOODS VEHICLES | | | | | | | | | | | | |
| a | Four Wheelers | 11100 | 7766 | 2780 | 4562 | 13087 | 5036 | 1981 | 6220 | 2120 | 1645 | 0 | 56297 |
| b | Three wheelers | 5156 | 6801 | 2386 | 3611 | 7860 | 895 | 3174 | 4789 | 1108 | 1461 | 0 | 37241 |
| Total | | 16256 | 14567 | 5166 | 8173 | 20947 | 5931 | 5155 | 11009 | 3228 | 3106 | 0 | 93538 |
| 11 | BUSES | | | | | | | | | | | | |
| a | Stage Carriages | 2913 | 400 | 96 | 7987 | 397 | 212 | 194 | 214 | 64 | 304 | 1467 | 14248 |
| b | Contract Carriages | 356 | 92 | 99 | 2 | 67 | 15 | 3 | 367 | 2 | 17 | 0 | 1020 |
| c | Private Service Vehicles | 4582 | 1131 | 414 | 295 | 660 | 188 | 88 | 477 | 20 | 174 | 0 | 8029 |
| d | Educational Institution Buses | 1179 | 245 | 605 | 135 | 1305 | 712 | 417 | 1111 | 649 | 136 | 0 | 6494 |
| e | Other Buses | 1964 | 120 | 164 | 77 | 153 | 39 | 24 | 2253 | 255 | 3 | 0 | 5052 |
| Total | | 10994 | 1988 | 1378 | 8496 | 2582 | 1166 | 726 | 4422 | 990 | 634 | 1467 | 34843 |
| 12 | TAXIES | | | | | | | | | | | | |
| a | Motor Cabs | 2973 | 4958 | 8744 | 6243 | 2960 | 568 | 5100 | 1392 | 2838 | 557 | 0 | 36333 |
| b | Maxi Cabs | 3222 | 3781 | 2722 | 2445 | 5740 | 1511 | 2016 | 2984 | 1253 | 405 | 0 | 26079 |
| c | Other Taxies | 699 | 110 | 129 | 1073 | 75 | 819 | 141 | 188 | 568 | 50 | 0 | 3852 |
| Total | | 6894 | 8849 | 11595 | 9761 | 8775 | 2898 | 7257 | 4564 | 4659 | 1012 | 0 | 66264 |
| 13 | LMV(psngr) | | | | | | | | | | | | |
| a | Three Seaters (A/R) | 15582 | 33078 | 24140 | 16392 | 29463 | 5325 | 10401 | 1685 | 1241 | 1163 | 0 | 138470 |
| b | Four to Six Seaters | 4744 | 7488 | 3819 | 3442 | 3743 | 1547 | 50 | 497 | 348 | 185 | 0 | 25863 |
| Total | | 20326 | 40566 | 27959 | 19834 | 33206 | 6872 | 10451 | 2182 | 1589 | 1348 | 0 | 164333 |
| 14 | Other vehicles | 4777 | 3411 | 20306 | 2390 | 3392 | 4196 | 887 | 1475 | 903 | 256 | 0 | 41993 |
| Total Transport | | 91943 | 72272 | 77094 | 56784 | 81819 | 24235 | 27992 | 34147 | 12298 | 7993 | 1467 | 488044 |
| Total Trans+Non-Transport | | 645503 | 826714 | 861116 | 799372 | 824859 | 286407 | 227506 | 371980 | 164602 | 40530 | 1468 | 5050057 |

25.5 NEWLY REGISTERED VEHICLES IN BENGALURU METRO POLITAN CITY DURING THE YEAR 2014-15

| SL NO | CATEGORY OF VEHICLES | BNG CENTR | BNG WEST | BNG EAST | BNG NORTH | BNG SOUTH | K.R. PURAM | R.R NGR | ELECT CITY | YELA HANKA | NEL MNGL | RTO A/R | TOTAL |
|-------|------------------------------------|-----------|----------|----------|-----------|-----------|------------|---------|------------|------------|----------|---------|--------|
| 1 | Two wheelers | 43814 | 41952 | 43799 | 49045 | 67089 | 36342 | 24208 | 35935 | 13479 | 6268 | 0 | 361931 |
| 2 | Cars | 9927 | 9232 | 19760 | 14505 | 17511 | 8327 | 4352 | 13532 | 2458 | 882 | 0 | 100486 |
| 3 | Jeep | 6 | 15 | 0 | 0 | 7 | 0 | 0 | 0 | 2 | 0 | 0 | 30 |
| 4 | Omni buses | 41 | 0 | 7 | 0 | 1 | 0 | 257 | 0 | 3 | 27 | 0 | 336 |
| 5 | Tractors | 0 | 1 | 17 | 0 | 3 | 67 | 27 | 120 | 52 | 105 | 0 | 392 |
| 6 | Trailors | 0 | 2 | 0 | 0 | 9 | 72 | 22 | 97 | 42 | 72 | 0 | 316 |
| 7 | Construction Equipment vehicle | 0 | 0 | 0 | 0 | 0 | 0 | 0 | 64 | 30 | 0 | 0 | 94 |
| 8 | Other vehicles | 0 | 122 | 58 | 0 | 70 | 0 | 60 | 33 | 0 | 53 | 0 | 396 |
| | Total Non-Transport | 53788 | 51324 | 63641 | 63550 | 84690 | 44808 | 28926 | 49781 | 16066 | 7407 | 0 | 463981 |
| 9 | TRANSPORT VEHICLE | | | | | | | | | | | | |
| a | Multi Axled / Articulated Vehicles | 1777 | 113 | 2 | 77 | 61 | 198 | 72 | 455 | 52 | 82 | 0 | 2889 |
| b | Trucks & lorries | 780 | 113 | 42 | 96 | 109 | 296 | 237 | 435 | 110 | 234 | 0 | 2452 |
| | Total | 2557 | 226 | 44 | 173 | 170 | 494 | 309 | 890 | 162 | 316 | 0 | 5341 |
| 10 | LIGHT GOODS VEHICLES | | | | | | | | | | | | |
| a | Four Wheelers | 1043 | 708 | 41 | 900 | 779 | 900 | 617 | 1610 | 259 | 338 | 0 | 7195 |
| b | Three wheelers | 441 | 563 | 407 | 135 | 70 | 187 | 119 | 12 | 60 | 70 | 0 | 2064 |
| | Total | 1484 | 1271 | 448 | 1035 | 849 | 1087 | 736 | 1622 | 319 | 408 | 0 | 9259 |
| 11 | BUSES | | | | | | | | | | | | |
| a | Stage arriages | 15 | 0 | 2 | 1 | 0 | 1 | 2 | 21 | 0 | 0 | 142 | 184 |
| b | Contract Carriages | 22 | 0 | 98 | 0 | 5 | 0 | 0 | 106 | 0 | 4 | 0 | 235 |
| c | Private Service Vehicle | 16 | 498 | 2 | 1 | 22 | 182 | 4 | 274 | 2 | 62 | 0 | 1063 |
| d | Educational Institution Buses | 41 | 2 | 17 | 11 | 50 | 292 | 33 | 638 | 118 | 33 | 0 | 1235 |
| e | Other Buses | 81 | 8 | 0 | 0 | 1 | 0 | 0 | 34 | 0 | 12 | 0 | 136 |
| | Total | 175 | 508 | 119 | 13 | 78 | 475 | 39 | 1073 | 120 | 111 | 142 | 2853 |
| 12 | TAXIES | | | | | | | | | | | | |
| a | Motor Cabs | 547 | 1628 | 2627 | 52 | 1454 | 26 | 75 | 1507 | 385 | 131 | 0 | 9092 |
| b | Maxi Cabs | 241 | 348 | 410 | 144 | 324 | 345 | 186 | 457 | 68 | 39 | 0 | 2562 |
| c | Other Taxies | 390 | 0 | 0 | 982 | 0 | 95 | 423 | 68 | 326 | 2 | 0 | 2286 |
| | Total | 1178 | 1976 | 3037 | 1178 | 1778 | 466 | 1344 | 2032 | 779 | 172 | 0 | 13940 |
| 13 | L M V(psng) | | | | | | | | | | | | |
| a | Three Seaters(A/R) | 1417 | 3099 | 3661 | 750 | 1780 | 126 | 349 | 49 | 60 | 182 | 0 | 11474 |
| b | Four to Six Seaters | 754 | 0 | 39 | 132 | 0 | 926 | 0 | 5 | 5 | 21 | 0 | 1882 |
| | Total | 2171 | 3099 | 3701 | 882 | 1780 | 1052 | 349 | 54 | 65 | 203 | 0 | 13356 |
| 14 | Other vehicles | 15 | 28 | 87 | 5 | 98 | 277 | 24 | 295 | 27 | 87 | 0 | 943 |
| | Total Transport | 7580 | 7108 | 7436 | 3286 | 4753 | 3851 | 2801 | 5966 | 1472 | 1297 | 142 | 45692 |
| | Total Trans+Non-Transport | 61368 | 58432 | 71077 | 66836 | 89443 | 48659 | 31727 | 55747 | 17538 | 8704 | 142 | 509673 |

25.6 TOTAL REGISTERED VEHICLES IN BENGALURU METROPOLITAN CITY AS ON 31-03-2015

| SL NO | CATEGORY OF VEHICLES | BNG CENTR | BNG WEST | BNG EAST | BNG NORTH | BNG SOUTH | K.R. PURAM | R.R NGR | ELECT CITY | YELAHA NKA | NEL MANGAL | RTO A/R | TOTAL |
|-------|------------------------------------|-----------|----------|----------|-----------|-----------|------------|---------|------------|------------|------------|---------|---------|
| 1 | Two wheelers | 423927 | 673329 | 630971 | 609481 | 637682 | 246433 | 179317 | 274548 | 131234 | 34217 | 0 | 3841139 |
| 2 | Cars | 169482 | 122884 | 201495 | 174427 | 174711 | 56797 | 44376 | 108130 | 32808 | 3476 | 1 | 1088587 |
| 3 | Jeep | 1704 | 653 | 1920 | 1040 | 1255 | 0 | 123 | 6 | 732 | 10 | 0 | 7443 |
| 4 | Omni buses | 5596 | 4763 | 9269 | 16538 | 7286 | 34 | 2134 | 460 | 1813 | 245 | 0 | 48138 |
| 5 | Tractors | 208 | 490 | 1089 | 1146 | 2586 | 1051 | 746 | 785 | 552 | 779 | 0 | 9432 |
| 6 | Trailors | 185 | 458 | 866 | 1107 | 1359 | 1057 | 672 | 663 | 303 | 728 | 0 | 7398 |
| 7 | Construction Equipment vehicle | 138 | 49 | 5 | 0 | 401 | 0 | 165 | 780 | 316 | 60 | 0 | 1914 |
| 8 | Other vehicles | 6108 | 3140 | 2048 | 2399 | 2450 | 1608 | 907 | 2242 | 612 | 429 | 0 | 21943 |
| | Total Non-Transport | 607348 | 805766 | 847663 | 806138 | 827730 | 306980 | 228440 | 387614 | 168370 | 39944 | 1 | 5025994 |
| 9 | TRANSPORT VEHICLE | | | | | | | | | | | | |
| a | Multi Axled / Articulated Vehicles | 23921 | 1522 | 825 | 1809 | 2655 | 1285 | 582 | 2514 | 408 | 261 | 0 | 35782 |
| b | Trucks & lorries | 11332 | 1595 | 9909 | 6494 | 10432 | 2381 | 3243 | 8871 | 683 | 1692 | 0 | 56632 |
| | Total | 35253 | 3117 | 10734 | 8303 | 13087 | 3666 | 3825 | 11385 | 1091 | 1953 | 0 | 92414 |
| 10 | LIGHT GOODS VEHICLES | | | | | | | | | | | | |
| a | Four Wheelers | 12143 | 8474 | 2821 | 5462 | 13866 | 5936 | 2598 | 7830 | 2379 | 1983 | 0 | 63492 |
| b | Three wheelers | 5597 | 7364 | 2793 | 3746 | 7930 | 1082 | 3293 | 4801 | 1168 | 1531 | 0 | 39305 |
| | Total | 17740 | 15838 | 5614 | 9208 | 21796 | 7018 | 5891 | 12631 | 3547 | 3514 | 1 | 102797 |
| 11 | BUSES | | | | | | | | | | | | |
| a | Stage Carriages | 2928 | 400 | 98 | 7988 | 397 | 213 | 196 | 235 | 64 | 304 | 1609 | 14432 |
| b | Contract Carriages | 378 | 92 | 197 | 2 | 72 | 15 | 3 | 473 | 2 | 21 | 0 | 1255 |
| c | Private Service Vehicle | 4598 | 1629 | 416 | 296 | 682 | 370 | 92 | 751 | 22 | 236 | 0 | 9092 |
| d | Educational Institution Buses | 1220 | 247 | 622 | 146 | 1355 | 1004 | 450 | 1749 | 767 | 169 | 0 | 7729 |
| e | Other Buses | 2045 | 128 | 164 | 77 | 154 | 39 | 24 | 2287 | 255 | 15 | 0 | 5188 |
| | Total | 11169 | 2496 | 1497 | 8509 | 2660 | 1641 | 765 | 5495 | 1110 | 745 | 1609 | 37696 |
| 12 | TAXIES | | | | | | | | | | | | |
| a | Motor Cabs | 3520 | 6586 | 11371 | 6295 | 4414 | 594 | 5835 | 2899 | 3223 | 688 | 0 | 45425 |
| b | Maxi Cabs | 3463 | 4129 | 3132 | 2589 | 6064 | 1856 | 2202 | 3441 | 1321 | 444 | 0 | 28641 |
| c | Other Taxies | 1089 | 110 | 129 | 2055 | 75 | 914 | 564 | 256 | 894 | 52 | 0 | 6138 |
| | Total | 8072 | 10825 | 14632 | 10939 | 10553 | 3364 | 8601 | 6596 | 5438 | 1184 | 0 | 80204 |
| 13 | L M V (psngr) | | | | | | | | | | | | |
| a | Three Seaters(A/R) | 16999 | 36177 | 27802 | 17142 | 31243 | 5451 | 10750 | 1734 | 1301 | 1345 | 0 | 149944 |
| b | Four to Six Seaters | 5498 | 7488 | 3858 | 3574 | 3743 | 2473 | 50 | 502 | 353 | 206 | 0 | 27745 |
| | Total | 22497 | 43665 | 31660 | 20716 | 34986 | 7924 | 10800 | 2236 | 1654 | 1551 | 0 | 177689 |
| 14 | Other vehicles | 4792 | 3439 | 20393 | 2395 | 3490 | 4473 | 911 | 1770 | 930 | 343 | 0 | 42935 |
| | Total Transport | 99523 | 79380 | 84530 | 60070 | 86572 | 28086 | 30793 | 40113 | 13770 | 9290 | 1609 | 533736 |
| | Total Trans+Non-Transport | 706871 | 885146 | 932193 | 866208 | 914302 | 335066 | 259233 | 427727 | 182140 | 49234 | 1610 | 5559730 |

26 The details of month wise newly registered vehicle in RTO Office during the year 2014-15

1. Bengaluru central–Koramangala(KA-01)

| Category of vehicles | 31.03.2014 | Vehicle newly Registered in the year 2014-15 | | | | | | | | | | | | 31.03.2015 |
|---------------------------------|------------|----------------------------------------------|------|------|------|------|------|------|------|------|------|------|------|------------|
| | | April | may | june | july | Aug | Sept | Oct | Nov | Dec | Jan | Feb | Mar | |
| Two wheelers | 380113 | 3907 | 3832 | 3909 | 3660 | 3848 | 3969 | 3847 | 3124 | 2144 | 4321 | 3328 | 3925 | 423927 |
| Cars | 159555 | 899 | 836 | 883 | 673 | 883 | 846 | 825 | 728 | 635 | 1159 | 681 | 879 | 169482 |
| Jeeps | 1698 | 1 | 3 | 2 | 0 | 0 | 0 | 0 | 0 | 0 | 0 | 0 | 0 | 1704 |
| Omni buses | 5555 | 36 | 2 | 1 | 2 | 0 | 0 | 0 | 0 | 0 | 0 | 0 | 0 | 5596 |
| Tractors | 208 | 0 | 0 | 0 | 0 | 0 | 0 | 0 | 0 | 0 | 0 | 0 | 0 | 208 |
| Trailors | 185 | 0 | 0 | 0 | 0 | 0 | 0 | 0 | 0 | 0 | 0 | 0 | 0 | 185 |
| Construction Equipment vehicle | 138 | 0 | 0 | 0 | 0 | 0 | 0 | 0 | 0 | 0 | 0 | 0 | 0 | 138 |
| Other Vehicles | 6108 | 0 | 0 | 0 | 0 | 0 | 0 | 0 | 0 | 0 | 0 | 0 | 0 | 6108 |
| Total Non-Transport Vehicle | 553560 | 4843 | 4673 | 4795 | 4335 | 4731 | 4815 | 4672 | 3852 | 2779 | 5480 | 4009 | 4804 | 607348 |
| Goods Vehicle | | | | | | | | | | | | | | |
| Multi Axled/Articulated Vehicle | 22144 | 199 | 118 | 91 | 130 | 123 | 121 | 118 | 132 | 150 | 168 | 240 | 187 | 23921 |
| Trucks and Lorries | 10552 | 51 | 44 | 52 | 52 | 48 | 88 | 68 | 118 | 69 | 68 | 51 | 71 | 11332 |
| Total | 32696 | 250 | 162 | 143 | 182 | 171 | 209 | 186 | 250 | 219 | 236 | 291 | 258 | 35253 |
| Light Goods Vehicles | | | | | | | | | | | | | | |
| 4 Wheelers | 11100 | 79 | 73 | 94 | 105 | 83 | 109 | 83 | 74 | 74 | 89 | 92 | 88 | 12143 |
| 3 Wheelers | 5156 | 30 | 26 | 37 | 21 | 34 | 35 | 48 | 42 | 25 | 59 | 37 | 47 | 5597 |
| Total | 16256 | 109 | 99 | 131 | 126 | 117 | 144 | 131 | 116 | 99 | 148 | 129 | 135 | 17740 |
| Buses | | | | | | | | | | | | | | |
| Stage Carriages | 2913 | 0 | 4 | 0 | 0 | 1 | 0 | 3 | 4 | 0 | 1 | 1 | 1 | 2928 |
| Contract Carriages | 356 | 0 | 1 | 0 | 2 | 4 | 6 | 0 | 0 | 0 | 0 | 0 | 9 | 378 |
| Private Service Vehicles | 4582 | 0 | 0 | 3 | 1 | 12 | 0 | 0 | 0 | 0 | 0 | 0 | 0 | 4598 |
| Educational Institution Buses | 1179 | 3 | 5 | 11 | 4 | 4 | 0 | 4 | 6 | 0 | 4 | 0 | 0 | 1220 |
| Other Buses | 1964 | 2 | 4 | 4 | 0 | 2 | 6 | 23 | 27 | 6 | 2 | 2 | 3 | 2045 |
| Total | 10994 | 5 | 14 | 18 | 7 | 23 | 12 | 30 | 37 | 6 | 7 | 3 | 13 | 11169 |
| Taxies | | | | | | | | | | | | | | |
| Motor Cabs | 2973 | 55 | 19 | 61 | 27 | 113 | 23 | 19 | 37 | 43 | 20 | 95 | 35 | 3520 |
| Maxicabs | 3222 | 15 | 14 | 28 | 7 | 29 | 32 | 14 | 34 | 7 | 8 | 50 | 3 | 3463 |
| Other Cabs | 699 | 0 | 60 | 0 | 28 | 0 | 72 | 0 | 0 | 0 | 0 | 84 | 146 | 1089 |
| Total | 6894 | 70 | 93 | 89 | 62 | 142 | 127 | 33 | 71 | 50 | 28 | 229 | 184 | 8072 |
| Light passenger Vehicles | | | | | | | | | | | | | | |
| Auto rickshaws | 15582 | 118 | 90 | 141 | 166 | 221 | 271 | 41 | 48 | 126 | 152 | 114 | 150 | 16999 |
| 4 to 6 Seaters | 4744 | 43 | 0 | 0 | 0 | 0 | 2 | 231 | 96 | 0 | 161 | 0 | 0 | 5498 |
| Total | 20326 | 161 | 90 | 141 | 166 | 221 | 273 | 272 | 144 | 126 | 313 | 114 | 150 | 22497 |
| Other Vehicles | 4777 | 2 | 1 | 0 | 2 | 4 | 0 | 0 | 0 | 3 | 1 | 1 | 1 | 4792 |
| Total Transport Vehicles | 91943 | 597 | 459 | 522 | 545 | 678 | 765 | 652 | 618 | 503 | 733 | 767 | 741 | 99523 |
| Total(Transport+ NonTransport) | 645503 | 5440 | 5132 | 5317 | 4880 | 5409 | 5580 | 5324 | 4470 | 3282 | 6213 | 4776 | 5545 | 706871 |

2. Bengaluru west–Rajajinagar(KA-02)

| Category of vehicles | 31.03.2014 | Vehicle newly Registered in the year 2014-15 | | | | | | | | | | | | 31.03.2015 |
|---------------------------------|------------|----------------------------------------------|------|------|------|------|------|------|------|------|------|------|------|------------|
| | | April | may | june | july | Aug | Sept | Oct | Nov | Dec | Jan | Feb | Mar | |
| Two Wheelers | 631377 | 3425 | 3595 | 3773 | 2962 | 4229 | 3839 | 3841 | 2612 | 1669 | 4733 | 3466 | 3808 | 673329 |
| Cars | 113652 | 772 | 702 | 745 | 552 | 827 | 733 | 740 | 688 | 457 | 1414 | 628 | 974 | 122884 |
| Jeeps | 638 | 0 | 0 | 0 | 0 | 0 | 0 | 0 | 0 | 0 | 12 | 3 | 0 | 653 |
| Omni buses | 4763 | 0 | 0 | 0 | 0 | 0 | 0 | 0 | 0 | 0 | 0 | 0 | 0 | 4763 |
| Trators | 489 | 0 | 0 | 0 | 1 | 0 | 0 | 0 | 0 | 0 | 0 | 0 | 0 | 490 |
| Trailors | 456 | 0 | 0 | 0 | 1 | 0 | 0 | 0 | 0 | 1 | 0 | 0 | 0 | 458 |
| Construction Equipment vehicle | 49 | 0 | 0 | 0 | 0 | 0 | 0 | 0 | 0 | 0 | 0 | 0 | 0 | 49 |
| Other Vehicles | 3018 | 2 | 59 | 1 | 2 | 3 | 7 | 9 | 12 | 1 | 24 | 0 | 2 | 3140 |
| Total Non-Transport Vehicle | 754442 | 4199 | 4356 | 4519 | 3518 | 5059 | 4579 | 4590 | 3312 | 2128 | 6183 | 4097 | 4784 | 805766 |
| Goods Vehicle | | | | | | | | | | | | | | |
| Multi Axled/Articulated Vehicle | 1409 | 8 | 11 | 1 | 14 | 2 | 5 | 4 | 8 | 9 | 23 | 10 | 18 | 1522 |
| Trucks and Lorries | 1482 | 10 | 10 | 8 | 14 | 18 | 10 | 8 | 13 | 0 | 9 | 7 | 6 | 1595 |
| Total | 2891 | 18 | 21 | 9 | 28 | 20 | 15 | 12 | 21 | 9 | 32 | 17 | 24 | 3117 |
| Light Goods Vehicles | | | | | | | | | | | | | | |
| 4 Wheelers | 7766 | 55 | 64 | 55 | 45 | 59 | 72 | 62 | 55 | 33 | 78 | 52 | 78 | 8474 |
| 3 Wheelers | 6801 | 44 | 39 | 41 | 45 | 44 | 92 | 38 | 41 | 25 | 44 | 60 | 50 | 7364 |
| Total | 14567 | 99 | 103 | 96 | 90 | 103 | 164 | 100 | 96 | 58 | 122 | 112 | 128 | 15838 |
| Buses | | | | | | | | | | | | | | |
| Stage Carriages | 400 | 0 | 0 | 0 | 0 | 0 | 0 | 0 | 0 | 0 | 0 | 0 | 0 | 400 |
| Contract Carriages | 92 | 0 | 0 | 0 | 0 | 0 | 0 | 0 | 0 | 0 | 0 | 0 | 0 | 92 |
| Private Service Vehicles | 1131 | 48 | 39 | 44 | 39 | 52 | 52 | 35 | 25 | 16 | 64 | 46 | 38 | 1629 |
| Educational Institution Buses | 245 | 1 | 0 | 0 | 0 | 0 | 0 | 0 | 1 | 0 | 0 | 0 | 0 | 247 |
| Other Buses | 120 | 0 | 0 | 4 | 2 | 0 | 0 | 0 | 0 | 0 | 0 | 2 | 0 | 128 |
| Total | 1988 | 49 | 39 | 48 | 41 | 52 | 52 | 35 | 26 | 16 | 64 | 48 | 38 | 2496 |
| Taxies | | | | | | | | | | | | | | |
| Motor Cabs | 4958 | 79 | 81 | 106 | 101 | 149 | 99 | 100 | 98 | 76 | 293 | 228 | 218 | 6586 |
| Maxicabs | 3781 | 21 | 20 | 29 | 27 | 35 | 43 | 35 | 23 | 15 | 33 | 43 | 24 | 4129 |
| Other Cabs | 110 | 0 | 0 | 0 | 0 | 0 | 0 | 0 | 0 | 0 | 0 | 0 | 0 | 110 |
| Total | 8849 | 100 | 101 | 135 | 128 | 184 | 142 | 135 | 121 | 91 | 326 | 271 | 242 | 10825 |
| Light passenger Vehicles | | | | | | | | | | | | | | |
| Auto rickshaws | 33078 | 143 | 173 | 235 | 309 | 299 | 361 | 327 | 370 | 258 | 234 | 223 | 167 | 36177 |
| 4 to 6 Seaters | 7488 | 0 | 0 | 0 | 0 | 0 | 0 | 0 | 0 | 0 | 0 | 0 | 0 | 7488 |
| Total | 40566 | 143 | 173 | 235 | 309 | 299 | 361 | 327 | 370 | 258 | 234 | 223 | 167 | 43665 |
| Other Vehicles | 3411 | 4 | 2 | 3 | 3 | 3 | 6 | 2 | 1 | 1 | 3 | 0 | 0 | 3439 |
| Total Transport Vehicles | 72272 | 413 | 439 | 526 | 599 | 661 | 740 | 611 | 635 | 433 | 781 | 671 | 599 | 79380 |
| Total(Transport+ NonTransport) | 826714 | 4612 | 4795 | 5045 | 4117 | 5720 | 5319 | 5201 | 3947 | 2561 | 6964 | 4768 | 5383 | 885146 |

3.Bengaluru East-Indiranagar(KA-03)

| Category of vehicles | 31.03.2014 | Vehicle newly Registered in the year 2014-15 | | | | | | | | | | | 31.03.2015 | |
|---------------------------------|------------|----------------------------------------------|------|------|------|------|------|------|------|------|------|------|------------|--------|
| | | April | may | june | july | Aug | Sept | Oct | Nov | Dec | Jan | Feb | | Mar |
| Two Wheelers | 587172 | 3310 | 3634 | 3854 | 3577 | 3658 | 3845 | 3661 | 3599 | 2447 | 4595 | 3697 | 3922 | 630971 |
| Cars | 181735 | 1511 | 1601 | 1869 | 1555 | 1721 | 1668 | 1603 | 1401 | 1461 | 2400 | 1366 | 1604 | 201495 |
| Jeeps | 1920 | 0 | 0 | 0 | 0 | 0 | 0 | 0 | 0 | 0 | 0 | 0 | 0 | 1920 |
| Omni buses | 9262 | 1 | 2 | 0 | 0 | 3 | 0 | 0 | 0 | 0 | 1 | 0 | 0 | 9269 |
| Trators | 1072 | 4 | 1 | 3 | 1 | 1 | 0 | 7 | 0 | 0 | 0 | 0 | 0 | 1089 |
| Trailors | 866 | 0 | 0 | 0 | 0 | 0 | 0 | 0 | 0 | 0 | 0 | 0 | 0 | 866 |
| Construction Equipment vehicle | 5 | 0 | 0 | 0 | 0 | 0 | 0 | 0 | 0 | 0 | 0 | 0 | 0 | 5 |
| Other Vehicles | 1990 | 7 | 4 | 4 | 4 | 4 | 3 | 7 | 4 | 3 | 10 | 2 | 6 | 2048 |
| Total Non-Transport Vehicle | 784022 | 4833 | 5242 | 5730 | 5137 | 5387 | 5516 | 5278 | 5004 | 3911 | 7006 | 5065 | 5532 | 847663 |
| Goods Vehicle | | | | | | | | | | | | | | |
| Multi Axled/Articulated Vehicle | 823 | 0 | 0 | 0 | 0 | 0 | 2 | 0 | 0 | 0 | 0 | 0 | 0 | 825 |
| Trucks and Lorries | 9867 | 3 | 3 | 6 | 7 | 6 | 0 | 4 | 2 | 2 | 4 | 3 | 2 | 9909 |
| Total | 10690 | 3 | 3 | 6 | 7 | 6 | 2 | 4 | 2 | 2 | 4 | 3 | 2 | 10734 |
| Light Goods Vehicles | | | | | | | | | | | | | | |
| 4 Wheelers | 2780 | 4 | 2 | 6 | 3 | 2 | 1 | 4 | 3 | 1 | 5 | 8 | 2 | 2821 |
| 3 Wheelers | 2386 | 35 | 27 | 29 | 40 | 37 | 37 | 25 | 33 | 28 | 46 | 31 | 39 | 2793 |
| Total | 5166 | 39 | 29 | 35 | 43 | 39 | 38 | 29 | 36 | 29 | 51 | 39 | 41 | 5614 |
| Buses | | | | | | | | | | | | | | |
| Stage Carriages | 96 | 0 | 2 | 0 | 0 | 0 | 0 | 0 | 0 | 0 | 0 | 0 | 0 | 98 |
| Contract Carriages | 99 | 21 | 14 | 4 | 7 | 11 | 4 | 2 | 7 | 5 | 10 | 6 | 7 | 197 |
| Private Service Vehicles | 414 | 0 | 0 | 1 | 0 | 0 | 0 | 0 | 0 | 0 | 0 | 1 | 0 | 416 |
| Educational Institution Buses | 605 | 0 | 2 | 12 | 1 | 0 | 0 | 0 | 1 | 0 | 1 | 0 | 0 | 622 |
| Other Buses | 164 | 0 | 0 | 0 | 0 | 0 | 0 | 0 | 0 | 0 | 0 | 0 | 0 | 164 |
| Total | 1378 | 21 | 18 | 17 | 8 | 11 | 4 | 2 | 8 | 5 | 11 | 7 | 7 | 1497 |
| Taxies | | | | | | | | | | | | | | |
| Motor Cabs | 8744 | 126 | 132 | 135 | 101 | 153 | 115 | 195 | 183 | 354 | 346 | 349 | 438 | 11371 |
| Maxicabs | 2722 | 12 | 22 | 43 | 73 | 25 | 34 | 39 | 13 | 9 | 34 | 35 | 71 | 3132 |
| Other Cabs | 129 | 0 | 0 | 0 | 0 | 0 | 0 | 0 | 0 | 0 | 0 | 0 | 0 | 129 |
| Total | 11595 | 138 | 154 | 178 | 174 | 178 | 149 | 234 | 196 | 363 | 380 | 384 | 509 | 14632 |
| Light passenger Vehicles | | | | | | | | | | | | | | |
| Auto rickshaws | 24140 | 210 | 217 | 290 | 383 | 312 | 415 | 317 | 324 | 262 | 304 | 353 | 275 | 27802 |
| 4 to 6 Seaters | 3819 | 3 | 1 | 0 | 3 | 2 | 4 | 0 | 0 | 0 | 20 | 1 | 5 | 3858 |
| Total | 27959 | 213 | 218 | 290 | 386 | 314 | 419 | 317 | 324 | 262 | 324 | 354 | 280 | 31660 |
| Other Vehicles | 20306 | 11 | 5 | 0 | 10 | 5 | 6 | 7 | 8 | 16 | 12 | 7 | 0 | 20393 |
| Total Transport Vehicles | 77094 | 425 | 427 | 526 | 628 | 553 | 618 | 593 | 574 | 677 | 782 | 794 | 839 | 84530 |
| Total(Transport+ NonTransport) | 861116 | 5258 | 5669 | 6256 | 5765 | 5940 | 6134 | 5871 | 5578 | 4588 | 7788 | 5859 | 6371 | 932193 |

4. Bengaluru North–Yeshwntpur(KA-04)

| Category of vehicles | 31.03.2014 | Vehicle newly Registered in the year 2014-15 | | | | | | | | | | | | 31.03.2015 |
|---------------------------------|------------|----------------------------------------------|------|------|------|------|------|------|------|------|------|------|------|------------|
| | | April | may | june | july | Aug | Sept | Oct | Nov | Dec | Jan | Feb | Mar | |
| Two Wheelers | 560436 | 4076 | 3994 | 4321 | 3033 | 4765 | 4219 | 4393 | 3891 | 2294 | 5102 | 4418 | 4539 | 609481 |
| Cars | 159922 | 1288 | 1189 | 1243 | 964 | 1425 | 1445 | 1017 | 1057 | 671 | 1872 | 961 | 1073 | 174427 |
| Jeeps | 1040 | 0 | 0 | 0 | 0 | 0 | 0 | 0 | 0 | 0 | 0 | 0 | 0 | 1040 |
| Omni buses | 16538 | 0 | 0 | 0 | 0 | 0 | 0 | 0 | 0 | 0 | 0 | 0 | 0 | 16538 |
| Tractors | 1146 | 0 | 0 | 0 | 0 | 0 | 0 | 0 | 0 | 0 | 0 | 0 | 0 | 1146 |
| Trailors | 1107 | 0 | 0 | 0 | 0 | 0 | 0 | 0 | 0 | 0 | 0 | 0 | 0 | 1107 |
| Construction Equipment vehicle | 0 | 0 | 0 | 0 | 0 | 0 | 0 | 0 | 0 | 0 | 0 | 0 | 0 | 0 |
| Other Vehicles | 2399 | 0 | 0 | 0 | 0 | 0 | 0 | 0 | 0 | 0 | 0 | 0 | 0 | 2399 |
| Total Non-Transport Vehicle | 742588 | 5364 | 5183 | 5564 | 3997 | 6190 | 5664 | 5710 | 4948 | 2965 | 6974 | 5379 | 5612 | 806138 |
| Goods Vehicle | | | | | | | | | | | | | | |
| Multi Axled/Articulated Vehicle | 1732 | 2 | 14 | 11 | 10 | 6 | 6 | 2 | 2 | 12 | 1 | 3 | 8 | 1809 |
| Trucks and Lorries | 6398 | 10 | 10 | 7 | 7 | 4 | 4 | 3 | 14 | 7 | 8 | 13 | 9 | 6494 |
| Total | 8130 | 12 | 24 | 18 | 17 | 10 | 10 | 5 | 16 | 19 | 9 | 16 | 17 | 8303 |
| Light Goods Vehicles | | | | | | | | | | | | | | |
| 4 Wheelers | 4562 | 61 | 60 | 60 | 60 | 90 | 78 | 68 | 71 | 49 | 117 | 93 | 93 | 5462 |
| 3 Wheelers | 3611 | 10 | 4 | 4 | 8 | 12 | 12 | 14 | 15 | 6 | 28 | 16 | 6 | 3746 |
| Total | 8173 | 71 | 64 | 64 | 68 | 102 | 90 | 82 | 86 | 55 | 145 | 109 | 99 | 9208 |
| Buses | | | | | | | | | | | | | | |
| Stage Carriages | 7987 | 0 | 0 | 1 | 0 | 0 | 0 | 0 | 0 | 0 | 0 | 0 | 0 | 7988 |
| Contract Carriages | 2 | 0 | 0 | 0 | 0 | 0 | 0 | 0 | 0 | 0 | 0 | 0 | 0 | 2 |
| Private Service Vehicles | 295 | 0 | 0 | 0 | 0 | 0 | 0 | 1 | 0 | 0 | 0 | 0 | 0 | 296 |
| Educational Institution Buses | 135 | 3 | 0 | 2 | 1 | 0 | 1 | 2 | 1 | 0 | 0 | 1 | 0 | 146 |
| Other Buses | 77 | 0 | 0 | 0 | 0 | 0 | 0 | 0 | 0 | 0 | 0 | 0 | 0 | 77 |
| Total | 8496 | 3 | 0 | 3 | 1 | 0 | 1 | 3 | 1 | 0 | 0 | 1 | 0 | 8509 |
| Taxies | | | | | | | | | | | | | | |
| Motor Cabs | 6243 | 3 | 1 | 5 | 4 | 3 | 6 | 5 | 3 | 3 | 10 | 4 | 5 | 6295 |
| Maxicabs | 2445 | 9 | 5 | 5 | 4 | 24 | 15 | 10 | 7 | 5 | 23 | 18 | 19 | 2589 |
| Other Cabs | 1073 | 53 | 50 | 56 | 46 | 73 | 62 | 47 | 79 | 36 | 147 | 133 | 200 | 2055 |
| Total | 9761 | 65 | 56 | 66 | 54 | 100 | 83 | 62 | 89 | 44 | 180 | 155 | 224 | 10939 |
| Light passenger Vehicles | | | | | | | | | | | | | | |
| Auto rickshaws | 16392 | 23 | 53 | 72 | 50 | 82 | 94 | 103 | 91 | 46 | 41 | 38 | 57 | 17142 |
| 4 to 6 Seaters | 3442 | 53 | 0 | 0 | 0 | 0 | 0 | 0 | 79 | 0 | 0 | 0 | 0 | 3574 |
| Total | 19834 | 76 | 53 | 72 | 50 | 82 | 94 | 103 | 170 | 46 | 41 | 38 | 57 | 20716 |
| Other Vehicles | 2390 | 0 | 0 | 1 | 0 | 1 | 0 | 1 | 0 | 2 | 0 | 0 | 0 | 2395 |
| Total Transport Vehicles | 56784 | 227 | 197 | 224 | 190 | 295 | 278 | 256 | 362 | 166 | 375 | 319 | 397 | 60070 |
| Total(Transport+ NonTransport) | 799372 | 5591 | 5380 | 5788 | 4187 | 6485 | 5942 | 5966 | 5310 | 3131 | 7349 | 5698 | 6009 | 866208 |

5. Bengaluru South–Jayanagar(KA-05)

| Category of vehicles | 31.03.2014 | Vehicle newly Registered in the year 2014-15 | | | | | | | | | | | | 31.03.2015 |
|---------------------------------|------------|----------------------------------------------|------|------|------|------|------|------|----------|------|------|------|------|------------|
| | | April | may | june | july | Aug | Sept | Oct | Nov | Dec | Jan | Feb | Mar | |
| Two Wheelers | 570593 | 5642 | 5393 | 6079 | 5350 | 6297 | 5971 | 5802 | 469 5 | 3204 | 7157 | 5505 | 5994 | 637682 |
| Cars | 157200 | 1415 | 1335 | 1449 | 1350 | 1812 | 1671 | 1555 | 119 8 | 959 | 2101 | 1265 | 1401 | 174711 |
| Jeeps | 1248 | 0 | 0 | 3 | 4 | 0 | 0 | 0 | 0 | 0 | 0 | 0 | 0 | 1255 |
| Omni buses | 7285 | 1 | 0 | 0 | 0 | 0 | 0 | 0 | 0 | 0 | 0 | 0 | 0 | 7286 |
| Trators | 2583 | 1 | 0 | 0 | 0 | 0 | 0 | 0 | 2 | 0 | 0 | 0 | 0 | 2586 |
| Trailors | 1350 | 1 | 1 | 1 | 1 | 0 | 0 | 0 | 3 | 1 | 1 | 0 | 0 | 1359 |
| Construction Equipment vehicle | 401 | 0 | 0 | 0 | 0 | 0 | 0 | 0 | 0 | 0 | 0 | 0 | 0 | 401 |
| Other Vehicles | 2380 | 8 | 8 | 8 | 0 | 6 | 6 | 3 | 4 | 8 | 5 | 7 | 7 | 2450 |
| Total Non-Transport Vehicle | 743040 | 7068 | 6737 | 7540 | 6705 | 8115 | 7648 | 7360 | 590 2 | 4172 | 9264 | 6777 | 7402 | 827730 |
| Goods Vehicle | | | | | | | | | | | | | | |
| Multi Axled/Articulated Vehicle | 2594 | 5 | 13 | 5 | 4 | 3 | 4 | 2 | 0 | 5 | 11 | 5 | 4 | 2655 |
| Trucks and Lorries | 10323 | 7 | 15 | 6 | 4 | 6 | 8 | 17 | 4 | 8 | 17 | 5 | 12 | 10432 |
| Total | 12917 | 12 | 28 | 11 | 8 | 9 | 12 | 19 | 4 | 13 | 28 | 10 | 16 | 13087 |
| Light Goods Vehicles | | | | | | | | | | | | | | |
| 4 Wheelers | 13087 | 61 | 47 | 65 | 53 | 58 | 65 | 64 | 54 | 44 | 114 | 72 | 82 | 13866 |
| 3 Wheelers | 7860 | 7 | 3 | 7 | 2 | 12 | 0 | 0 | 8 | 5 | 13 | 8 | 5 | 7930 |
| Total | 20947 | 68 | 50 | 72 | 55 | 70 | 65 | 64 | 62 | 49 | 127 | 80 | 87 | 21796 |
| Buses | | | | | | | | | | | | | | |
| Stage Carriages | 397 | 0 | 0 | 0 | 0 | 0 | 0 | 0 | 0 | 0 | 0 | 0 | 0 | 397 |
| Contract Carriages | 67 | 0 | 0 | 0 | 0 | 2 | 0 | 0 | 1 | 2 | 0 | 0 | 0 | 72 |
| Private Service Vehicles | 660 | 0 | 1 | 0 | 2 | 17 | 1 | 0 | 0 | 1 | 0 | 0 | 0 | 682 |
| Educational Institution Buses | 1305 | 0 | 14 | 16 | 2 | 4 | 2 | 1 | 0 | 8 | 3 | 0 | 0 | 1355 |
| Other Buses | 153 | 0 | 0 | 0 | 0 | 0 | 0 | 0 | 0 | 0 | 1 | 0 | 0 | 154 |
| Total | 2582 | 0 | 15 | 16 | 4 | 23 | 3 | 1 | 1 | 11 | 4 | 0 | 0 | 2660 |
| Taxies | | | | | | | | | | | | | | |
| Motor Cabs | 2960 | 69 | 81 | 84 | 61 | 116 | 104 | 97 | 106 | 77 | 226 | 173 | 260 | 4414 |
| Maxicabs | 5740 | 16 | 14 | 27 | 51 | 28 | 40 | 26 | 22 | 12 | 22 | 28 | 38 | 6064 |
| Other Cabs | 75 | 0 | 0 | 0 | 0 | 0 | 0 | 0 | 0 | 0 | 0 | 0 | 0 | 75 |
| Total | 8775 | 85 | 95 | 111 | 112 | 144 | 144 | 123 | 128 | 89 | 248 | 201 | 298 | 10553 |
| Light passenger Vehicles | | | | | | | | | | | | | | |
| Auto rickshaws | 29463 | 71 | 101 | 133 | 159 | 193 | 247 | 190 | 209 | 125 | 125 | 140 | 87 | 31243 |
| 4 to 6 Seaters | 3743 | 0 | 0 | 0 | 0 | 0 | 0 | 0 | 0 | 0 | 0 | 0 | 0 | 3743 |
| Total | 33206 | 71 | 101 | 133 | 159 | 193 | 247 | 190 | 209 | 125 | 125 | 140 | 87 | 34986 |
| Other Vehicles | 3392 | 15 | 7 | 10 | 1 | 0 | 12 | 7 | 13 | 5 | 5 | 5 | 7 | 3490 |
| Total Transport Vehicles | 81819 | 251 | 296 | 353 | 350 | 439 | 483 | 404 | 417 | 292 | 537 | 436 | 495 | 86572 |
| Total(Transport+ NonTransport) | 824859 | 7319 | 7033 | 7893 | 7055 | 8554 | 8131 | 7764 | 631 9 | 4464 | 9801 | 7213 | 7897 | 914302 |

6.Tumakur (KA-06)

| Category of vehicles | 31.03.2014 | Vehicle newly Registered in the year 2014-15 | | | | | | | | | | | 31.03.2015 | |
|---------------------------------|------------|----------------------------------------------|------|------|------|------|------|------|------|------|------|------|------------|--------|
| | | April | may | june | july | Aug | Sept | Oct | Nov | Dec | Jan | Feb | | Mar |
| Two Wheelers | 244943 | 1814 | 1983 | 2104 | 1711 | 2114 | 2220 | 2342 | 1787 | 921 | 2368 | 1846 | 2304 | 268457 |
| Cars | 12932 | 126 | 155 | 184 | 141 | 212 | 186 | 98 | 159 | 107 | 330 | 412 | 213 | 15255 |
| Jeeps | 20 | 0 | 0 | 0 | 0 | 0 | 0 | 0 | 0 | 0 | 0 | 0 | 0 | 20 |
| Omni buses | 610 | 0 | 0 | 0 | 0 | 0 | 0 | 0 | 0 | 0 | 0 | 0 | 0 | 610 |
| Trators | 13129 | 52 | 63 | 22 | 16 | 22 | 28 | 42 | 27 | 25 | 44 | 36 | 24 | 13530 |
| Trailors | 10886 | 44 | 38 | 59 | 73 | 51 | 83 | 24 | 65 | 51 | 81 | 86 | 87 | 11628 |
| Construction Equipment vehicle | 250 | 0 | 0 | 0 | 0 | 0 | 0 | 0 | 0 | 0 | 0 | 0 | 0 | 250 |
| Other Vehicles | 1290 | 0 | 0 | 0 | 0 | 0 | 0 | 0 | 0 | 0 | 0 | 0 | 0 | 1290 |
| Total Non-Transport Vehicle | 284060 | 2036 | 2239 | 2369 | 1941 | 2399 | 2517 | 2506 | 2038 | 1104 | 2823 | 2380 | 2628 | 311040 |
| Goods Vehicle | | | | | | | | | | | | | | |
| Multi Axled/Articulated Vehicle | 361 | 0 | 9 | 0 | 0 | 0 | 0 | 0 | 0 | 0 | 0 | 0 | 0 | 370 |
| Trucks and Lorries | 2208 | 15 | 7 | 18 | 9 | 12 | 14 | 9 | 15 | 11 | 4 | 7 | 17 | 2346 |
| Total | 2569 | 15 | 16 | 18 | 9 | 12 | 14 | 9 | 15 | 11 | 4 | 7 | 17 | 2716 |
| Light Goods Vehicles | | | | | | | | | | | | | | |
| 4 Wheelers | 2238 | 14 | 27 | 27 | 0 | 30 | 0 | 50 | 26 | 18 | 35 | 15 | 30 | 2510 |
| 3 Wheelers | 3268 | 28 | 22 | 30 | 28 | 48 | 57 | 42 | 15 | 41 | 64 | 65 | 8 | 3716 |
| Total | 5506 | 42 | 49 | 57 | 28 | 78 | 57 | 92 | 41 | 59 | 99 | 80 | 38 | 6226 |
| Buses | | | | | | | | | | | | | | |
| Stage Carriages | 832 | 0 | 0 | 5 | 3 | 0 | 4 | 3 | 1 | 3 | 0 | 1 | 0 | 852 |
| Contract Carriages | 44 | 0 | 0 | 0 | 0 | 0 | 0 | 0 | 0 | 0 | 0 | 0 | 0 | 44 |
| Private Service Vehicles | 74 | 0 | 0 | 0 | 0 | 0 | 0 | 0 | 0 | 0 | 0 | 0 | 0 | 74 |
| Educational Institution Buses | 197 | 1 | 11 | 4 | 2 | 5 | 0 | 0 | 3 | 0 | 0 | 0 | 0 | 223 |
| Other Buses | 101 | 0 | 0 | 0 | 0 | 0 | 0 | 0 | 0 | 0 | 0 | 0 | 0 | 101 |
| Total | 1248 | 1 | 11 | 9 | 5 | 5 | 4 | 3 | 4 | 3 | 0 | 1 | 0 | 1294 |
| Taxies | | | | | | | | | | | | | | |
| Motor Cabs | 1290 | 0 | 0 | 0 | 0 | 0 | 14 | 11 | 20 | 10 | 9 | 11 | 6 | 1371 |
| Maxicabs | 396 | 8 | 4 | 5 | 3 | 9 | 0 | 0 | 0 | 0 | 0 | 0 | 12 | 437 |
| Other Cabs | 386 | 9 | 9 | 8 | 7 | 17 | 13 | 14 | 10 | 3 | 8 | 15 | 0 | 499 |
| Total | 2072 | 17 | 13 | 13 | 10 | 26 | 27 | 25 | 30 | 13 | 17 | 26 | 18 | 2307 |
| Light passenger Vehicles | | | | | | | | | | | | | | |
| Auto rickshaws | 7310 | 36 | 28 | 49 | 59 | 65 | 36 | 53 | 29 | 9 | 28 | 60 | 63 | 7825 |
| 4 to 6 Seaters | 127 | 0 | 0 | 0 | 0 | 0 | 0 | 9 | 0 | 0 | 1 | 0 | 0 | 137 |
| Total | 7437 | 36 | 28 | 49 | 59 | 65 | 36 | 62 | 29 | 9 | 29 | 60 | 63 | 7962 |
| Other Vehicles | 1478 | 0 | 0 | 0 | 0 | 0 | 0 | 0 | 0 | 0 | 0 | 0 | 0 | 1478 |
| Total Transport Vehicles | 20310 | 111 | 117 | 146 | 111 | 186 | 138 | 191 | 119 | 95 | 149 | 174 | 136 | 21983 |
| Total(Transport+ NonTransport) | 304370 | 2147 | 2356 | 2515 | 2052 | 2585 | 2655 | 2697 | 2157 | 1199 | 2972 | 2554 | 2764 | 333023 |

7. Kolar (KA-07)

| Category of vehicles | 31.03.2014 | Vehicle newly Registered in the year 2014-15 | | | | | | | | | | | 31.03.2015 | |
|---------------------------------|------------|----------------------------------------------|------|------|------|------|------|------|------|-----|-----|-----|------------|--------|
| | | April | may | june | july | Aug | Sept | Oct | Nov | Dec | Jan | Feb | | Mar |
| Two Wheelers | 75491 | 871 | 868 | 839 | 798 | 902 | 1122 | 925 | 1098 | 741 | 733 | 744 | 802 | 85934 |
| Cars | 5918 | 43 | 47 | 45 | 56 | 54 | 57 | 45 | 63 | 28 | 62 | 74 | 44 | 6536 |
| Jeeps | 101 | 0 | 0 | 0 | 0 | 0 | 0 | 0 | 0 | 0 | 0 | 0 | 0 | 101 |
| Omni buses | 469 | 12 | 11 | 8 | 8 | 16 | 15 | 12 | 11 | 7 | 9 | 12 | 12 | 602 |
| Tractors | 8587 | 25 | 47 | 10 | 26 | 29 | 32 | 22 | 36 | 20 | 13 | 25 | 33 | 8905 |
| Trailors | 5034 | 17 | 36 | 11 | 20 | 23 | 27 | 18 | 27 | 15 | 10 | 23 | 25 | 5286 |
| Construction Equipment vehicle | 290 | 0 | 0 | 0 | 0 | 0 | 0 | 0 | 0 | 0 | 0 | 0 | 0 | 290 |
| Other Vehicles | 500 | 3 | 0 | 0 | 0 | 0 | 0 | 0 | 0 | 0 | 0 | 0 | 0 | 503 |
| Total Non-Transport Vehicle | 96390 | 971 | 1009 | 913 | 908 | 1024 | 1253 | 1022 | 1235 | 811 | 827 | 878 | 916 | 108157 |
| Goods Vehicle | | | | | | | | | | | | | | |
| Multi Axled/Articulated Vehicle | 308 | 4 | 0 | 1 | 0 | 5 | 3 | 4 | 2 | 2 | 2 | 3 | 4 | 338 |
| Trucks and Lorries | 2148 | 6 | 0 | 7 | 41 | 14 | 7 | 5 | 8 | 5 | 4 | 4 | 6 | 2255 |
| Total | 2456 | 10 | 0 | 8 | 41 | 19 | 10 | 9 | 10 | 7 | 6 | 7 | 10 | 2593 |
| Light Goods Vehicles | | | | | | | | | | | | | | |
| 4 Wheelers | 1868 | 21 | 21 | 0 | 30 | 21 | 26 | 26 | 22 | 22 | 6 | 20 | 24 | 2107 |
| 3 Wheelers | 1921 | 4 | 7 | 11 | 5 | 11 | 11 | 8 | 30 | 5 | 6 | 6 | 29 | 2054 |
| Total | 3789 | 25 | 28 | 11 | 35 | 32 | 37 | 34 | 52 | 27 | 12 | 26 | 53 | 4161 |
| Buses | | | | | | | | | | | | | | |
| Stage Carriages | 236 | 0 | 0 | 0 | 0 | 1 | 0 | 0 | 0 | 0 | 0 | 0 | 3 | 240 |
| Contract Carriages | 14 | 0 | 0 | 0 | 0 | 0 | 0 | 0 | 0 | 0 | 0 | 0 | 0 | 14 |
| Private Service Vehicles | 3 | 1 | 0 | 0 | 0 | 0 | 0 | 0 | 1 | 0 | 0 | 0 | 0 | 5 |
| Educational Institution Buses | 261 | 1 | 3 | 1 | 12 | 3 | 2 | 4 | 0 | 2 | 0 | 0 | 1 | 290 |
| Other Buses | 39 | 0 | 1 | 0 | 0 | 0 | 0 | 0 | 0 | 0 | 0 | 0 | 0 | 40 |
| Total | 553 | 2 | 4 | 1 | 12 | 4 | 2 | 4 | 1 | 2 | 0 | 0 | 4 | 589 |
| Taxis | | | | | | | | | | | | | | |
| Motor Cabs | 1310 | 6 | 5 | 7 | 0 | 14 | 12 | 0 | 7 | 7 | 24 | 10 | 24 | 1426 |
| Maxicabs | 491 | 9 | 3 | 2 | 0 | 1 | 7 | 0 | 3 | 4 | 0 | 3 | 5 | 528 |
| Other Cabs | 2 | 0 | 0 | 0 | 0 | 0 | 0 | 0 | 0 | 0 | 0 | 0 | 0 | 2 |
| Total | 1803 | 15 | 8 | 9 | 0 | 15 | 19 | 0 | 10 | 11 | 24 | 13 | 29 | 1956 |
| Light passenger Vehicles | | | | | | | | | | | | | | |
| Auto rickshaws | 3496 | 10 | 25 | 25 | 20 | 34 | 18 | 22 | 18 | 18 | 19 | 4 | 22 | 3731 |
| 4 to 6 Seaters | 149 | 0 | 0 | 0 | 0 | 0 | 0 | 0 | 0 | 0 | 0 | 0 | 0 | 149 |
| Total | 3645 | 10 | 25 | 25 | 20 | 34 | 18 | 22 | 18 | 18 | 19 | 4 | 22 | 3880 |
| Other Vehicles | 126 | 0 | 0 | 0 | 1 | 0 | 0 | 0 | 0 | 1 | 0 | 0 | 0 | 128 |
| Total Transport Vehicles | 12372 | 62 | 65 | 54 | 109 | 104 | 86 | 69 | 91 | 66 | 61 | 50 | 118 | 13307 |
| Total(Transport+ NonTransport) | 108762 | 1033 | 1074 | 967 | 1017 | 1128 | 1339 | 1091 | 1326 | 877 | 888 | 928 | 1034 | 121464 |

8. K.G.F (KA-06)

| Category of vehicles | 31.03.2014 | Vehicle newly Registered in the year 2014-15 | | | | | | | | | | | | 31.03.2015 |
|---------------------------------|------------|----------------------------------------------|-----|------|------|-----|------|-----|------|-----|-----|-----|-----|------------|
| | | April | may | june | july | Aug | Sept | Oct | Nov | Dec | Jan | Feb | Mar | |
| Two Wheelers | 79178 | 772 | 703 | 701 | 863 | 720 | 907 | 595 | 919 | 726 | 744 | 752 | 684 | 88264 |
| Cars | 5975 | 70 | 46 | 39 | 39 | 49 | 53 | 53 | 47 | 36 | 65 | 54 | 45 | 6571 |
| Jeeps | 220 | 0 | 0 | 0 | 0 | 0 | 0 | 0 | 0 | 0 | 0 | 0 | 0 | 220 |
| Omni buses | 322 | 0 | 0 | 0 | 0 | 0 | 0 | 0 | 0 | 0 | 0 | 0 | 0 | 322 |
| Tractors | 6717 | 38 | 18 | 6 | 0 | 17 | 15 | 11 | 21 | 18 | 10 | 9 | 19 | 6899 |
| Trailors | 2542 | 32 | 14 | 5 | 0 | 14 | 12 | 8 | 14 | 16 | 9 | 6 | 15 | 2687 |
| Construction Equipment vehicle | 187 | 0 | 0 | 0 | 0 | 0 | 0 | 0 | 0 | 0 | 0 | 0 | 0 | 187 |
| Other Vehicles | 550 | 0 | 0 | 0 | 0 | 0 | 0 | 0 | 0 | 0 | 0 | 0 | 0 | 550 |
| Total Non-Transport Vehicle | 95691 | 912 | 781 | 751 | 902 | 800 | 987 | 667 | 1001 | 796 | 828 | 821 | 763 | 105700 |
| Goods Vehicle | | | | | | | | | | | | | | |
| Multi Axled/Articulated Vehicle | 201 | 2 | 1 | 2 | 1 | 2 | 1 | 2 | 4 | 1 | 5 | 1 | 20 | 243 |
| Trucks and Lorries | 1487 | 2 | 2 | 6 | 4 | 3 | 2 | 8 | 2 | 4 | 14 | 10 | 3 | 1547 |
| Total | 1688 | 4 | 3 | 8 | 5 | 5 | 3 | 10 | 6 | 5 | 19 | 11 | 23 | 1790 |
| Light Goods Vehicles | | | | | | | | | | | | | | |
| 4 Wheelers | 1825 | 24 | 14 | 26 | 26 | 26 | 26 | 19 | 23 | 20 | 23 | 20 | 15 | 2086 |
| 3 Wheelers | 711 | 3 | 6 | 5 | 6 | 8 | 7 | 8 | 6 | 4 | 7 | 16 | 4 | 792 |
| Total | 2536 | 27 | 20 | 31 | 32 | 34 | 33 | 27 | 29 | 24 | 30 | 36 | 19 | 2878 |
| Buses | | | | | | | | | | | | | | |
| Stage Carriages | 5 | 1 | 0 | 0 | 0 | 0 | 0 | 0 | 0 | 0 | 0 | 0 | 1 | 7 |
| Contract Carriages | 8 | 0 | 0 | 0 | 0 | 0 | 0 | 0 | 0 | 0 | 0 | 0 | 0 | 8 |
| Private Service Vehicles | 14 | 0 | 0 | 0 | 0 | 0 | 0 | 1 | 0 | 0 | 0 | 0 | 0 | 15 |
| Educational Institution Buses | 226 | 2 | 0 | 8 | 5 | 7 | 2 | 0 | 1 | 1 | 0 | 1 | 0 | 253 |
| Other Buses | 33 | 0 | 0 | 0 | 0 | 0 | 0 | 0 | 0 | 0 | 0 | 0 | 0 | 33 |
| Total | 286 | 3 | 0 | 8 | 5 | 7 | 2 | 1 | 1 | 1 | 0 | 1 | 1 | 316 |
| Taxies | | | | | | | | | | | | | | |
| Motor Cabs | 828 | 4 | 7 | 8 | 12 | 7 | 5 | 5 | 5 | 3 | 13 | 7 | 16 | 920 |
| Maxicabs | 334 | 2 | 5 | 2 | 4 | 6 | 2 | 2 | 1 | 3 | 4 | 2 | 1 | 368 |
| Other Cabs | 0 | 0 | 0 | 0 | 0 | 0 | 0 | 0 | 0 | 0 | 0 | 0 | 0 | 0 |
| Total | 1162 | 6 | 12 | 10 | 16 | 13 | 7 | 7 | 6 | 6 | 17 | 9 | 17 | 1288 |
| Light passenger Vehicles | | | | | | | | | | | | | | |
| Auto rickshaws | 2260 | 25 | 16 | 19 | 18 | 11 | 14 | 10 | 14 | 14 | 18 | 11 | 11 | 2441 |
| 4 to 6 Seaters | 115 | 2 | 0 | 0 | 0 | 1 | 1 | 0 | 0 | 0 | 0 | 0 | 0 | 119 |
| Total | 2375 | 27 | 16 | 19 | 18 | 12 | 15 | 10 | 14 | 14 | 18 | 11 | 11 | 2560 |
| Other Vehicles | 90 | 0 | 0 | 0 | 0 | 0 | 2 | 0 | 1 | 0 | 0 | 0 | 1 | 94 |
| Total Transport Vehicles | 8137 | 67 | 51 | 76 | 76 | 71 | 62 | 55 | 57 | 50 | 84 | 68 | 72 | 8926 |
| Total(Transport+ NonTransport) | 103828 | 979 | 832 | 827 | 978 | 871 | 1049 | 722 | 1058 | 846 | 912 | 889 | 835 | 114626 |

9. Mysore West (KA-09)

| Category of vehicles | 31.03.2014 | Vehicle newly Registered in the year 2014-15 | | | | | | | | | | | | 31.03.2015 |
|---------------------------------|------------|----------------------------------------------|------|------|------|------|------|------|------|------|------|------|------|------------|
| | | April | may | june | july | Aug | Sept | Oct | Nov | Dec | Jan | Feb | Mar | |
| Two Wheelers | 300357 | 2483 | 2556 | 2673 | 2223 | 3058 | 3033 | 3110 | 2160 | 1295 | 3337 | 2544 | 2674 | 331503 |
| Cars | 33058 | 402 | 446 | 444 | 381 | 440 | 428 | 375 | 322 | 247 | 581 | 327 | 393 | 37844 |
| Jeeps | 698 | 0 | 0 | 0 | 3 | 0 | 0 | 0 | 0 | 0 | 0 | 0 | 0 | 701 |
| Omni buses | 1603 | 0 | 0 | 0 | 0 | 0 | 0 | 0 | 0 | 0 | 0 | 0 | 0 | 1603 |
| Tractors | 7413 | 6 | 11 | 12 | 12 | 4 | 11 | 12 | 9 | 10 | 10 | 8 | 24 | 7542 |
| Trailors | 1891 | 4 | 9 | 9 | 10 | 1 | 3 | 5 | 5 | 9 | 5 | 3 | 17 | 1971 |
| Construction Equipment vehicle | 26 | 0 | 0 | 0 | 0 | 0 | 0 | 0 | 0 | 0 | 0 | 0 | 0 | 26 |
| Other Vehicles | 1756 | 0 | 0 | 0 | 7 | 0 | 3 | 0 | 0 | 0 | 2 | 4 | 7 | 1779 |
| Total Non-Transport Vehicle | 346802 | 2895 | 3022 | 3138 | 2636 | 3503 | 3478 | 3502 | 2496 | 1561 | 3935 | 2886 | 3115 | 382969 |
| Goods Vehicle | | | | | | | | | | | | | | |
| Multi Axled/Articulated Vehicle | 244 | 0 | 0 | 4 | 0 | 5 | 3 | 0 | 0 | 0 | 2 | 2 | 3 | 263 |
| Trucks and Lorries | 6527 | 24 | 10 | 38 | 11 | 15 | 14 | 9 | 7 | 10 | 51 | 25 | 13 | 6754 |
| Total | 6771 | 24 | 10 | 42 | 11 | 20 | 17 | 9 | 7 | 10 | 53 | 27 | 16 | 7017 |
| Light Goods Vehicles | | | | | | | | | | | | | | |
| 4 Wheelers | 3225 | 52 | 55 | 72 | 48 | 47 | 58 | 62 | 52 | 53 | 69 | 39 | 62 | 3894 |
| 3 Wheelers | 821 | 21 | 9 | 26 | 9 | 7 | 25 | 10 | 15 | 6 | 26 | 33 | 18 | 1026 |
| Total | 4046 | 73 | 64 | 98 | 57 | 54 | 83 | 72 | 67 | 59 | 95 | 72 | 80 | 4920 |
| Buses | | | | | | | | | | | | | | |
| Stage Carriages | 2317 | 0 | 15 | 6 | 8 | 4 | 14 | 7 | 15 | 15 | 8 | 15 | 5 | 2429 |
| Contract Carriages | 17 | 1 | 0 | 0 | 0 | 0 | 0 | 0 | 0 | 0 | 0 | 0 | 0 | 18 |
| Private Service Vehicles | 169 | 0 | 0 | 0 | 2 | 0 | 3 | 1 | 1 | 0 | 0 | 2 | 0 | 178 |
| Educational Institution Buses | 291 | 0 | 6 | 25 | 12 | 4 | 1 | 0 | 2 | 1 | 0 | 0 | 0 | 342 |
| Other Buses | 20 | 0 | 0 | 0 | 0 | 0 | 0 | 0 | 0 | 0 | 0 | 0 | 0 | 20 |
| Total | 2814 | 1 | 15 | 31 | 22 | 8 | 18 | 8 | 18 | 16 | 8 | 17 | 5 | 2987 |
| Taxies | | | | | | | | | | | | | | |
| Motor Cabs | 1527 | 36 | 19 | 21 | 16 | 42 | 36 | 30 | 21 | 19 | 39 | 42 | 51 | 1899 |
| Maxicabs | 716 | 13 | 19 | 7 | 13 | 17 | 12 | 12 | 14 | 8 | 12 | 3 | 10 | 856 |
| Other Cabs | 10 | 0 | 0 | 0 | 0 | 0 | 0 | 0 | 0 | 0 | 0 | 0 | 0 | 10 |
| Total | 2253 | 49 | 38 | 28 | 29 | 59 | 48 | 42 | 35 | 27 | 51 | 45 | 61 | 2765 |
| Light passenger Vehicles | | | | | | | | | | | | | | |
| Auto rickshaws | 5868 | 16 | 20 | 26 | 17 | 17 | 28 | 22 | 8 | 9 | 12 | 27 | 25 | 6095 |
| 4 to 6 Seaters | 155 | 0 | 0 | 1 | 0 | 0 | 0 | 0 | 0 | 0 | 0 | 0 | 0 | 156 |
| Total | 6023 | 16 | 20 | 27 | 17 | 17 | 28 | 22 | 8 | 9 | 12 | 27 | 25 | 6251 |
| Other Vehicles | 2754 | 2 | 0 | 0 | 0 | 0 | 0 | 0 | 2 | 3 | 1 | 1 | 1 | 2764 |
| Total Transport Vehicles | 24661 | 165 | 153 | 226 | 136 | 158 | 194 | 153 | 137 | 124 | 220 | 189 | 188 | 26704 |
| Total(Transport+ NonTransport) | 371463 | 3060 | 3175 | 3364 | 2772 | 3661 | 3672 | 3655 | 2633 | 1685 | 4155 | 3075 | 3303 | 409673 |

10. Chamrajnagar (KA-10)

| Category of vehicles | 31.03.2014 | Vehicle newly Registered in the year 2014-15 | | | | | | | | | | | | 31.03.2015 |
|---------------------------------|------------|----------------------------------------------|------|------|------|-----|------|-----|------|-----|------|------|------|------------|
| | | April | may | june | july | Aug | Sept | Oct | Nov | Dec | Jan | Feb | Mar | |
| Two Wheelers | 79561 | 927 | 921 | 785 | 820 | 632 | 966 | 769 | 1015 | 770 | 3337 | 978 | 1012 | 90260 |
| Cars | 4240 | 34 | 36 | 31 | 35 | 36 | 39 | 34 | 32 | 25 | 581 | 39 | 38 | 4652 |
| Jeeps | 295 | 0 | 0 | 0 | 0 | 0 | 0 | 0 | 0 | 0 | 0 | 0 | 0 | 295 |
| Omni buses | 194 | 0 | 0 | 0 | 0 | 0 | 0 | 0 | 0 | 0 | 0 | 0 | 0 | 194 |
| Tractors | 2957 | 21 | 12 | 13 | 7 | 8 | 6 | 0 | 15 | 12 | 10 | 18 | 7 | 3090 |
| Trailors | 2134 | 10 | 6 | 4 | 3 | 3 | 3 | 9 | 4 | 1 | 5 | 8 | 6 | 2194 |
| Construction Equipment vehicle | 0 | 0 | 0 | 0 | 0 | 0 | 0 | 0 | 0 | 0 | 0 | 0 | 0 | 0 |
| Other Vehicles | 301 | 0 | 0 | 0 | 0 | 0 | 2 | 0 | 12 | 5 | 2 | 2 | 3 | 337 |
| Total Non-Transport Vehicle | 89682 | 992 | 975 | 833 | 865 | 679 | 1016 | 812 | 1078 | 813 | 3935 | 1045 | 1066 | 101022 |
| Goods Vehicle | | | | | | | | | | | | | | |
| Multi Axled/Articulated Vehicle | 269 | 45 | 14 | 0 | 20 | 18 | 7 | 0 | 0 | 0 | 2 | 0 | 0 | 373 |
| Trucks and Lorries | 427 | 0 | 7 | 27 | 0 | 1 | 20 | 2 | 8 | 1 | 51 | 5 | 8 | 509 |
| Total | 696 | 45 | 21 | 27 | 20 | 19 | 27 | 2 | 8 | 1 | 53 | 5 | 8 | 882 |
| Light Goods Vehicles | | | | | | | | | | | | | | |
| 4 Wheelers | 2956 | 0 | 0 | 0 | 0 | 2 | 10 | 23 | 31 | 24 | 69 | 20 | 30 | 3136 |
| 3 Wheelers | 2036 | 27 | 22 | 20 | 11 | 30 | 34 | 34 | 30 | 22 | 26 | 35 | 31 | 2359 |
| Total | 4992 | 27 | 22 | 20 | 11 | 32 | 44 | 57 | 61 | 46 | 95 | 55 | 61 | 5495 |
| Buses | | | | | | | | | | | | | | |
| Stage Carriages | 184 | 0 | 4 | 0 | 2 | 2 | 0 | 1 | 1 | 4 | 8 | 0 | 0 | 198 |
| Contract Carriages | 18 | 0 | 0 | 0 | 0 | 0 | 0 | 0 | 0 | 0 | 0 | 0 | 0 | 18 |
| Private Service Vehicles | 38 | 0 | 1 | 0 | 0 | 3 | 0 | 0 | 0 | 0 | 0 | 0 | 0 | 42 |
| Educational Institution Buses | 9 | 0 | 0 | 0 | 0 | 0 | 0 | 0 | 0 | 0 | 0 | 0 | 1 | 10 |
| Other Buses | 10 | 0 | 0 | 0 | 0 | 0 | 0 | 4 | 6 | 14 | 0 | 0 | 0 | 37 |
| Total | 259 | 0 | 5 | 0 | 2 | 5 | 0 | 5 | 7 | 18 | 8 | 0 | 1 | 305 |
| Taxis | | | | | | | | | | | | | | |
| Motor Cabs | 744 | 7 | 8 | 10 | 8 | 7 | 8 | 0 | 0 | 0 | 39 | 0 | 0 | 792 |
| Maxicabs | 392 | 8 | 4 | 12 | 3 | 4 | 7 | 2 | 4 | 1 | 12 | 1 | 0 | 441 |
| Other Cabs | 10 | 0 | 0 | 0 | 0 | 0 | 0 | 0 | 0 | 0 | 0 | 0 | 0 | 10 |
| Total | 1146 | 15 | 12 | 22 | 11 | 11 | 15 | 2 | 4 | 1 | 51 | 1 | 0 | 1243 |
| Light passenger Vehicles | | | | | | | | | | | | | | |
| Auto rickshaws | 1981 | 10 | 18 | 17 | 11 | 10 | 16 | 17 | 13 | 18 | 12 | 19 | 8 | 2150 |
| 4 to 6 Seaters | 202 | 0 | 0 | 1 | 2 | 1 | 0 | 2 | 2 | 1 | 0 | 4 | 3 | 223 |
| Total | 2183 | 10 | 18 | 18 | 13 | 11 | 16 | 19 | 15 | 19 | 12 | 23 | 11 | 2373 |
| Other Vehicles | 863 | 0 | 1 | 3 | 4 | 1 | 2 | 1 | 1 | 0 | 1 | 0 | 0 | 876 |
| Total Transport Vehicles | 10139 | 97 | 79 | 90 | 61 | 79 | 104 | 86 | 96 | 85 | 220 | 84 | 81 | 11174 |
| Total(Transport+ NonTransport) | 99821 | 1089 | 1054 | 923 | 926 | 758 | 1120 | 898 | 1174 | 898 | 4155 | 1129 | 1147 | 112196 |

11. Mandya (KA-11)

| Category of vehicles | 31.03.2014 | Vehicle newly Registered in the year 2014-15 | | | | | | | | | | | | 31.03.2015 |
|---------------------------------|------------|----------------------------------------------|------|------|------|------|------|------|------|-----|------|------|------|------------|
| | | April | may | june | july | Aug | Sept | Oct | Nov | Dec | Jan | Feb | Mar | |
| Two Wheelers | 146196 | 1748 | 1679 | 1567 | 1542 | 1653 | 1654 | 1673 | 1284 | 760 | 1655 | 1478 | 1671 | 164560 |
| Cars | 8693 | 0 | 70 | 77 | 74 | 76 | 76 | 69 | 73 | 50 | 95 | 78 | 132 | 9563 |
| Jeeps | 271 | 0 | 0 | 0 | 0 | 1 | 0 | 0 | 0 | 1 | 0 | 5 | 3 | 281 |
| Omni buses | 194 | 0 | 0 | 0 | 0 | 0 | 0 | 0 | 0 | 0 | 0 | 0 | 0 | 194 |
| Tractors | 6625 | 25 | 23 | 25 | 28 | 14 | 29 | 14 | 25 | 18 | 23 | 26 | 26 | 6901 |
| Trailors | 5737 | 25 | 21 | 20 | 22 | 10 | 31 | 14 | 26 | 22 | 22 | 22 | 31 | 6003 |
| Construction Equipment vehicle | 0 | 0 | 0 | 0 | 0 | 0 | 0 | 0 | 0 | 0 | 0 | 0 | 0 | 0 |
| Other Vehicles | 1262 | 0 | 0 | 0 | 0 | 0 | 0 | 0 | 0 | 0 | 0 | 0 | 0 | 1262 |
| Total Non-Transport Vehicle | 168978 | 1798 | 1793 | 1689 | 1666 | 1754 | 1790 | 1770 | 1408 | 851 | 1795 | 1609 | 1863 | 188764 |
| Goods Vehicle | | | | | | | | | | | | | | |
| Multi Axled/Articulated Vehicle | 190 | 0 | 0 | 0 | 0 | 0 | 0 | 0 | 0 | 0 | 0 | 0 | 0 | 190 |
| Trucks and Lorries | 4544 | 10 | 10 | 12 | 14 | 11 | 11 | 10 | 6 | 9 | 15 | 11 | 11 | 4674 |
| Total | 4734 | 10 | 10 | 12 | 14 | 11 | 11 | 10 | 6 | 9 | 15 | 11 | 11 | 4864 |
| Light Goods Vehicles | | | | | | | | | | | | | | |
| 4 Wheelers | 2098 | 19 | 23 | 8 | 40 | 42 | 39 | 52 | 33 | 9 | 16 | 16 | 29 | 2424 |
| 3 Wheelers | 3447 | 24 | 26 | 3 | 9 | 13 | 12 | 23 | 22 | 14 | 53 | 38 | 51 | 3735 |
| Total | 5545 | 43 | 49 | 11 | 49 | 55 | 51 | 75 | 55 | 23 | 69 | 54 | 80 | 6159 |
| Buses | | | | | | | | | | | | | | |
| Stage Carriages | 243 | 5 | 20 | 13 | 9 | 5 | 10 | 4 | 2 | 12 | 1 | 5 | 0 | 329 |
| Contract Carriages | 23 | 0 | 0 | 0 | 0 | 0 | 0 | 0 | 0 | 0 | 0 | 0 | 0 | 23 |
| Private Service Vehicles | 40 | 0 | 0 | 0 | 0 | 0 | 0 | 0 | 0 | 0 | 0 | 0 | 0 | 40 |
| Educational Institution Buses | 82 | 0 | 0 | 0 | 0 | 0 | 0 | 0 | 0 | 0 | 0 | 0 | 0 | 82 |
| Other Buses | 10 | 0 | 0 | 2 | 0 | 0 | 0 | 0 | 0 | 0 | 0 | 0 | 0 | 12 |
| Total | 398 | 5 | 20 | 15 | 0 | 5 | 10 | 4 | 2 | 12 | 1 | 5 | 0 | 486 |
| Taxies | | | | | | | | | | | | | | |
| Motor Cabs | 911 | 16 | 23 | 4 | 4 | 12 | 13 | 12 | 8 | 11 | 18 | 21 | 33 | 1086 |
| Maxicabs | 970 | 6 | 1 | 23 | 18 | 18 | 15 | 13 | 13 | 9 | 22 | 13 | 19 | 1140 |
| Other Cabs | 61 | 0 | 0 | 0 | 0 | 0 | 0 | 0 | 0 | 0 | 0 | 0 | 0 | 61 |
| Total | 1942 | 22 | 24 | 27 | 22 | 30 | 28 | 25 | 21 | 20 | 40 | 34 | 52 | 2287 |
| Light passenger Vehicles | | | | | | | | | | | | | | |
| Auto rickshaws | 3126 | 37 | 39 | 48 | 38 | 48 | 44 | 36 | 36 | 8 | 51 | 43 | 32 | 3586 |
| 4 to 6 Seaters | 278 | 0 | 4 | 0 | 0 | 0 | 0 | 0 | 0 | 0 | 0 | 0 | 0 | 282 |
| Total | 3404 | 37 | 43 | 48 | 38 | 48 | 44 | 36 | 36 | 8 | 51 | 43 | 32 | 3868 |
| Other Vehicles | 1861 | 0 | 0 | 0 | 0 | 0 | 0 | 0 | 0 | 0 | 0 | 0 | 0 | 1861 |
| Total Transport Vehicles | 17884 | 117 | 146 | 113 | 132 | 149 | 144 | 150 | 120 | 72 | 176 | 147 | 175 | 19525 |
| Total(Transport+ NonTransport) | 186862 | 1915 | 1939 | 1802 | 1798 | 1903 | 1934 | 1920 | 1528 | 923 | 1971 | 1756 | 2038 | 208289 |

12. Madikere (KA-12)

| Category of vehicles | 31.03.2014 | Vehicle newly Registered in the year 2014-15 | | | | | | | | | | | | 31.03.2015 |
|---------------------------------------|---------------|----------------------------------------------|------------|------------|------------|------------|------------|------------|------------|------------|------------|------------|-------------|---------------|
| | | April | may | june | july | Aug | Sept | Oct | Nov | Dec | Jan | Feb | Mar | |
| Two Wheelers | 56640 | 570 | 620 | 532 | 388 | 331 | 416 | 407 | 573 | 480 | 544 | 636 | 723 | 62860 |
| Cars | 22342 | 163 | 193 | 175 | 174 | 124 | 182 | 144 | 126 | 118 | 202 | 154 | 205 | 24302 |
| Jeeps | 4911 | 0 | 0 | 0 | 0 | 0 | 0 | 0 | 0 | 0 | 0 | 0 | 0 | 4911 |
| Omni buses | 4737 | 49 | 37 | 53 | 54 | 34 | 41 | 56 | 39 | 22 | 50 | 41 | 55 | 5268 |
| Tractors | 6506 | 8 | 12 | 18 | 2 | 7 | 8 | 4 | 8 | 4 | 7 | 7 | 8 | 6599 |
| Trailors | 3965 | 8 | 15 | 24 | 6 | 6 | 7 | 6 | 8 | 8 | 10 | 6 | 14 | 4083 |
| Construction Equipment vehicle | 6 | 1 | 0 | 0 | 0 | 0 | 0 | 0 | 0 | 0 | 0 | 0 | 0 | 7 |
| Other Vehicles | 2109 | 0 | 10 | 7 | 11 | 5 | 4 | 3 | 5 | 4 | 4 | 2 | 1 | 2165 |
| Total Non-Transport Vehicle | 101216 | 799 | 887 | 809 | 635 | 507 | 658 | 620 | 759 | 636 | 817 | 846 | 1006 | 110195 |
| Goods Vehicle | | | | | | | | | | | | | | |
| Multi Axled/Articulated Vehicle | 345 | 0 | 1 | 0 | 0 | 0 | 0 | 0 | 0 | 0 | 0 | 0 | 0 | 346 |
| Trucks and Lorries | 2576 | 10 | 3 | 5 | 8 | 1 | 4 | 5 | 10 | 12 | 6 | 7 | 3 | 2650 |
| Total | 2921 | 10 | 4 | 5 | 8 | 1 | 4 | 5 | 10 | 12 | 6 | 7 | 3 | 2996 |
| Light Goods Vehicles | | | | | | | | | | | | | | |
| 4 Wheelers | 2322 | 60 | 47 | 30 | 36 | 25 | 52 | 41 | 49 | 30 | 79 | 60 | 60 | 2891 |
| 3 Wheelers | 2052 | 0 | 1 | 1 | 0 | 0 | 0 | 0 | 0 | 0 | 0 | 0 | 0 | 2054 |
| Total | 4374 | 60 | 48 | 31 | 36 | 25 | 52 | 41 | 49 | 30 | 79 | 60 | 60 | 4945 |
| Buses | | | | | | | | | | | | | | |
| Stage Carriages | 226 | 0 | 0 | 0 | 0 | 0 | 0 | 0 | 0 | 0 | 0 | 0 | 0 | 226 |
| Contract Carriages | 15 | 0 | 0 | 0 | 0 | 0 | 1 | 0 | 0 | 2 | 0 | 1 | 0 | 19 |
| Private Service Vehicles | 43 | 1 | 0 | 0 | 0 | 0 | 0 | 0 | 0 | 0 | 0 | 0 | 0 | 44 |
| Educational Institution Buses | 255 | 0 | 3 | 8 | 2 | 4 | 2 | 1 | 0 | 0 | 2 | 0 | 1 | 278 |
| Other Buses | 23 | 0 | 0 | 0 | 0 | 0 | 0 | 0 | 0 | 0 | 0 | 0 | 0 | 23 |
| Total | 562 | 1 | 3 | 8 | 2 | 4 | 3 | 1 | 0 | 2 | 2 | 1 | 1 | 590 |
| Taxis | | | | | | | | | | | | | | |
| Motor Cabs | 1922 | 12 | 3 | 11 | 4 | 7 | 13 | 10 | 6 | 3 | 8 | 4 | 12 | 2015 |
| Maxicabs | 1195 | 2 | 1 | 2 | 4 | 1 | 6 | 2 | 0 | 3 | 1 | 2 | 3 | 1222 |
| Other Cabs | 0 | 0 | 0 | 0 | 0 | 0 | 0 | 0 | 0 | 0 | 0 | 0 | 0 | 0 |
| Total | 3117 | 14 | 4 | 13 | 8 | 8 | 19 | 12 | 6 | 6 | 9 | 6 | 15 | 3237 |
| Light passenger Vehicles | | | | | | | | | | | | | | |
| Auto rickshaws | 4663 | 0 | 0 | 3 | 213 | 102 | 103 | 60 | 79 | 47 | 71 | 78 | 42 | 5461 |
| 4 to 6 Seaters | 428 | 0 | 0 | 1 | 0 | 0 | 0 | 0 | 0 | 0 | 0 | 0 | 2 | 431 |
| Total | 5091 | 0 | 0 | 4 | 213 | 102 | 103 | 60 | 79 | 47 | 71 | 78 | 44 | 5892 |
| Other Vehicles | 663 | 0 | 1 | 0 | 0 | 0 | 0 | 0 | 0 | 0 | 0 | 0 | 0 | 664 |
| Total Transport Vehicles | 16728 | 85 | 60 | 61 | 267 | 140 | 181 | 119 | 144 | 97 | 167 | 152 | 123 | 18324 |
| Total(Transport+ NonTransport) | 117944 | 884 | 947 | 870 | 902 | 647 | 839 | 739 | 903 | 733 | 984 | 998 | 1129 | 128519 |

13. Hassan (KA-13)

| Category of vehicles | 31.03.2014 | Vehicle newly Registered in the year 2014-15 | | | | | | | | | | | | 31.03.2015 |
|---------------------------------|------------|----------------------------------------------|------|------|------|------|------|------|------|------|------|------|------|------------|
| | | April | may | june | july | Aug | Sept | Oct | Nov | Dec | Jan | Feb | Mar | |
| Two Wheelers | 141405 | 1983 | 1781 | 1712 | 1526 | 1573 | 2081 | 1956 | 2012 | 1076 | 2255 | 2114 | 2191 | 163665 |
| Cars | 13821 | 149 | 143 | 128 | 116 | 142 | 163 | 132 | 120 | 59 | 256 | 144 | 142 | 15515 |
| Jeeps | 566 | 0 | 0 | 0 | 0 | 0 | 0 | 0 | 0 | 0 | 0 | 0 | 0 | 566 |
| Omni buses | 752 | 0 | 0 | 0 | 0 | 0 | 0 | 0 | 0 | 0 | 0 | 1 | 0 | 753 |
| Tractors | 12739 | 103 | 106 | 112 | 98 | 56 | 81 | 68 | 99 | 102 | 113 | 139 | 94 | 13910 |
| Trailors | 9157 | 73 | 69 | 76 | 56 | 40 | 51 | 51 | 78 | 63 | 111 | 102 | 72 | 9999 |
| Construction Equipment vehicle | 212 | 0 | 0 | 0 | 0 | 0 | 0 | 0 | 0 | 0 | 0 | 0 | 0 | 212 |
| Other Vehicles | 1222 | 10 | 10 | 8 | 13 | 22 | 10 | 7 | 9 | 6 | 9 | 3 | 14 | 1343 |
| Total Non-Transport Vehicle | 179874 | 2318 | 2109 | 2036 | 1809 | 1833 | 2386 | 2214 | 2318 | 1306 | 2744 | 2503 | 2513 | 205963 |
| Goods Vehicle | | | | | | | | | | | | | | |
| Multi Axled/Articulated Vehicle | 450 | 0 | 0 | 0 | 0 | 0 | 0 | 0 | 0 | 0 | 0 | 3 | 0 | 453 |
| Trucks and Lorries | 2370 | 19 | 14 | 13 | 19 | 18 | 19 | 7 | 9 | 11 | 10 | 10 | 6 | 2525 |
| Total | 2820 | 19 | 14 | 13 | 19 | 18 | 19 | 7 | 9 | 11 | 10 | 13 | 6 | 2978 |
| Light Goods Vehicles | | | | | | | | | | | | | | |
| 4 Wheelers | 3644 | 59 | 61 | 52 | 60 | 69 | 79 | 75 | 64 | 45 | 67 | 95 | 63 | 4433 |
| 3 Wheelers | 2536 | 16 | 13 | 14 | 7 | 10 | 13 | 6 | 22 | 9 | 33 | 16 | 13 | 2708 |
| Total | 6180 | 75 | 74 | 66 | 67 | 79 | 92 | 81 | 86 | 54 | 100 | 111 | 76 | 7141 |
| Buses | | | | | | | | | | | | | | |
| Stage Carriages | 1204 | 0 | 14 | 6 | 0 | 4 | 4 | 18 | 5 | 17 | 0 | 0 | 0 | 1272 |
| Contract Carriages | 24 | 0 | 0 | 0 | 0 | 0 | 0 | 0 | 1 | 0 | 0 | 1 | 1 | 27 |
| Private Service Vehicles | 27 | 0 | 0 | 0 | 0 | 0 | 0 | 0 | 0 | 0 | 0 | 0 | 0 | 27 |
| Educational Institution Buses | 74 | 1 | 2 | 4 | 12 | 8 | 3 | 8 | 3 | 3 | 2 | 1 | 0 | 121 |
| Other Buses | 17 | 0 | 0 | 0 | 0 | 0 | 0 | 0 | 0 | 0 | 1 | 0 | 0 | 18 |
| Total | 1346 | 1 | 16 | 10 | 12 | 12 | 7 | 26 | 9 | 20 | 3 | 2 | 1 | 1465 |
| Taxis | | | | | | | | | | | | | | |
| Motor Cabs | 893 | 36 | 33 | 0 | 0 | 0 | 0 | 0 | 0 | 0 | 64 | 37 | 44 | 1107 |
| Maxicabs | 1249 | 15 | 9 | 6 | 7 | 15 | 16 | 10 | 15 | 5 | 15 | 23 | 8 | 1393 |
| Other Cabs | 602 | 0 | 0 | 22 | 15 | 32 | 26 | 20 | 27 | 12 | 0 | 0 | 0 | 756 |
| Total | 2744 | 51 | 42 | 28 | 22 | 47 | 42 | 30 | 42 | 17 | 79 | 60 | 52 | 3256 |
| Light passenger Vehicles | | | | | | | | | | | | | | |
| Auto rickshaws | 3134 | 14 | 23 | 27 | 30 | 17 | 35 | 29 | 28 | 33 | 25 | 24 | 28 | 3447 |
| 4 to 6 Seaters | 345 | 0 | 0 | 0 | 0 | 0 | 0 | 0 | 0 | 0 | 0 | 0 | 0 | 345 |
| Total | 3479 | 14 | 23 | 27 | 30 | 17 | 35 | 29 | 28 | 33 | 25 | 24 | 28 | 3792 |
| Other Vehicles | 622 | 0 | 0 | 0 | 0 | 0 | 1 | 0 | 0 | 0 | 7 | 9 | 0 | 639 |
| Total Transport Vehicles | 17191 | 160 | 169 | 144 | 150 | 173 | 196 | 173 | 174 | 135 | 224 | 219 | 163 | 19271 |
| Total(Transport+ NonTransport) | 197065 | 2478 | 2278 | 2180 | 1959 | 2006 | 2582 | 2387 | 2492 | 1441 | 2968 | 2722 | 2676 | 225234 |

14. Shivamogga (KA-14)

| Category of vehicles | 31.03.2014 | Vehicle newly Registered in the year 2014-15 | | | | | | | | | | | 31.03.2015 | |
|---------------------------------|------------|----------------------------------------------|------|------|------|------|------|------|------|------|------|------|------------|--------|
| | | April | may | june | july | Aug | Sept | Oct | Nov | Dec | Jan | Feb | | Mar |
| Two Wheelers | 199982 | 1695 | 1636 | 1753 | 1563 | 1354 | 1537 | 1810 | 1950 | 1029 | 1720 | 1807 | 1819 | 219655 |
| Cars | 17153 | 276 | 220 | 228 | 0 | 161 | 214 | 224 | 214 | 112 | 292 | 199 | 227 | 19520 |
| Jeeps | 1133 | 1 | 0 | 2 | 4 | 0 | 6 | 2 | 10 | 2 | 9 | 1 | 2 | 1172 |
| Omni buses | 992 | 0 | 0 | 10 | 15 | 5 | 5 | 0 | 3 | 0 | 0 | 1 | 0 | 1031 |
| Tractors | 10490 | 37 | 33 | 42 | 40 | 29 | 38 | 35 | 35 | 47 | 34 | 50 | 30 | 10940 |
| Trailors | 5707 | 14 | 19 | 24 | 28 | 25 | 16 | 36 | 36 | 19 | 50 | 31 | 21 | 6026 |
| Construction Equipment vehicle | 863 | 0 | 0 | 0 | 16 | 22 | 0 | 0 | 32 | 32 | 31 | 12 | 21 | 1029 |
| Other Vehicles | 2838 | 273 | 12 | 0 | 0 | 0 | 0 | 36 | 0 | 0 | 0 | 3 | 3 | 3165 |
| Total Non-Transport Vehicle | 239158 | 2296 | 1920 | 2059 | 1666 | 1596 | 1816 | 2143 | 2280 | 1241 | 2136 | 2104 | 2123 | 262538 |
| Goods Vehicle | | | | | | | | | | | | | | |
| Multi Axled/Articulated Vehicle | 863 | 22 | 0 | 0 | 0 | 0 | 0 | 0 | 1 | 2 | 0 | 6 | 0 | 894 |
| Trucks and Lorries | 4722 | 10 | 4 | 11 | 4 | 5 | 14 | 6 | 6 | 0 | 17 | 3 | 14 | 4816 |
| Total | 5585 | 32 | 4 | 11 | 4 | 5 | 14 | 6 | 7 | 2 | 17 | 9 | 14 | 5710 |
| Light Goods Vehicles | | | | | | | | | | | | | | |
| 4 Wheelers | 1795 | 20 | 5 | 28 | 39 | 35 | 49 | 55 | 51 | 37 | 36 | 44 | 47 | 2241 |
| 3 Wheelers | 753 | 0 | 9 | 22 | 20 | 13 | 14 | 0 | 4 | 6 | 14 | 14 | 8 | 877 |
| Total | 2548 | 20 | 14 | 50 | 59 | 48 | 63 | 55 | 55 | 43 | 50 | 58 | 55 | 3118 |
| Buses | | | | | | | | | | | | | | |
| Stage Carriages | 297 | 0 | 8 | 0 | 0 | 1 | 0 | 1 | 0 | 1 | 3 | 0 | 3 | 314 |
| Contract Carriages | 16 | 0 | 0 | 0 | 0 | 0 | 0 | 0 | 0 | 0 | 0 | 0 | 0 | 16 |
| Private Service Vehicles | 133 | 2 | 0 | 0 | 0 | 0 | 0 | 0 | 0 | 0 | 0 | 0 | 0 | 135 |
| Educational Institution Buses | 50 | 0 | 0 | 0 | 0 | 0 | 0 | 0 | 0 | 0 | 0 | 0 | 0 | 50 |
| Other Buses | 4 | 0 | 0 | 0 | 0 | 0 | 0 | 0 | 0 | 0 | 0 | 0 | 0 | 4 |
| Total | 500 | 2 | 8 | 0 | 0 | 1 | 0 | 1 | 0 | 1 | 3 | 0 | 3 | 519 |
| Taxies | | | | | | | | | | | | | | |
| Motor Cabs | 1066 | 7 | 8 | 0 | 10 | 11 | 10 | 66 | 68 | 0 | 12 | 12 | 15 | 1285 |
| Maxicabs | 714 | 14 | 6 | 4 | 5 | 5 | 3 | 7 | 10 | 3 | 2 | 3 | 3 | 779 |
| Other Cabs | 6 | 0 | 0 | 0 | 0 | 0 | 0 | 0 | 0 | 0 | 0 | 0 | 0 | 6 |
| Total | 1786 | 21 | 14 | 4 | 15 | 16 | 13 | 73 | 78 | 3 | 14 | 15 | 18 | 2070 |
| Light passenger Vehicles | | | | | | | | | | | | | | |
| Auto rickshaws | 3770 | 35 | 11 | 42 | 35 | 40 | 39 | 31 | 24 | 28 | 38 | 27 | 37 | 4157 |
| 4 to 6 Seaters | 631 | 1 | 0 | 0 | 0 | 0 | 0 | 0 | 0 | 0 | 0 | 0 | 0 | 632 |
| Total | 4401 | 36 | 11 | 42 | 35 | 40 | 39 | 31 | 24 | 28 | 38 | 27 | 37 | 4789 |
| Other Vehicles | 2112 | 1 | 62 | 15 | 5 | 12 | 117 | 0 | 7 | 29 | 0 | 0 | 0 | 2367 |
| Total Transport Vehicles | 16932 | 112 | 113 | 122 | 118 | 122 | 246 | 166 | 171 | 106 | 129 | 109 | 127 | 18573 |
| Total(Transport+ NonTransport) | 256090 | 2408 | 2033 | 2181 | 1784 | 1718 | 2062 | 2309 | 2451 | 1347 | 2265 | 2213 | 2250 | 281111 |

15. Sagar (KA-15)

| Category of vehicles | 31.03.2014 | Vehicle newly Registered in the year 2014-15 | | | | | | | | | | | | 31.03.2015 |
|---------------------------------|------------|----------------------------------------------|------|------|------|-----|------|------|------|------|------|------|------|------------|
| | | April | may | june | july | Aug | Sept | Oct | Nov | Dec | Jan | Feb | Mar | |
| Two Wheelers | 102590 | 1428 | 1292 | 1217 | 994 | 638 | 785 | 852 | 1756 | 1082 | 917 | 1205 | 1271 | 116027 |
| Cars | 7111 | 105 | 89 | 103 | 84 | 84 | 100 | 105 | 109 | 76 | 100 | 81 | 86 | 8233 |
| Jeeps | 366 | 0 | 0 | 0 | 1 | 0 | 0 | 0 | 0 | 0 | 0 | 0 | 1 | 368 |
| Omni buses | 39 | 0 | 0 | 0 | 1 | 0 | 0 | 0 | 0 | 0 | 0 | 0 | 0 | 40 |
| Tractors | 4224 | 41 | 48 | 31 | 44 | 41 | 30 | 22 | 65 | 108 | 90 | 44 | 62 | 4850 |
| Trailors | 4389 | 27 | 37 | 81 | 16 | 22 | 18 | 27 | 25 | 49 | 37 | 28 | 26 | 4719 |
| Construction Equipment vehicle | 104 | 0 | 0 | 0 | 2 | 7 | 0 | 18 | 2 | 13 | 11 | 9 | 7 | 173 |
| Other Vehicles | 2991 | 0 | 17 | 9 | 0 | 2 | 0 | 4 | 13 | 9 | 0 | 1 | 0 | 3046 |
| Total Non-Transport Vehicle | 121814 | 1601 | 1483 | 1378 | 1142 | 794 | 933 | 1028 | 1970 | 1337 | 1155 | 1368 | 1453 | 137456 |
| Goods Vehicle | | | | | | | | | | | | | | |
| Multi Axled/Articulated Vehicle | 389 | 0 | 0 | 0 | 0 | 0 | 0 | 0 | 0 | 0 | 0 | 0 | 0 | 389 |
| Trucks and Lorries | 2458 | 8 | 6 | 2 | 0 | 2 | 6 | 13 | 10 | 9 | 12 | 12 | 8 | 2546 |
| Total | 2847 | 8 | 6 | 2 | 0 | 2 | 6 | 13 | 10 | 9 | 12 | 12 | 8 | 2935 |
| Light Goods Vehicles | | | | | | | | | | | | | | |
| 4 Wheelers | 1287 | 55 | 38 | 41 | 51 | 35 | 29 | 60 | 72 | 64 | 39 | 39 | 49 | 1859 |
| 3 Wheelers | 406 | 9 | 10 | 4 | 3 | 3 | 9 | 7 | 24 | 7 | 7 | 10 | 8 | 507 |
| Total | 1693 | 64 | 48 | 45 | 54 | 38 | 38 | 67 | 96 | 71 | 46 | 49 | 57 | 2366 |
| Buses | | | | | | | | | | | | | | |
| Stage Carriages | 144 | 1 | 0 | 0 | 0 | 0 | 1 | 2 | 0 | 0 | 0 | 0 | 0 | 148 |
| Contract Carriages | 8 | 0 | 0 | 0 | 0 | 0 | 0 | 0 | 0 | 0 | 0 | 0 | 0 | 8 |
| Private Service Vehicles | 64 | 0 | 0 | 0 | 0 | 0 | 0 | 0 | 0 | 0 | 0 | 0 | 0 | 64 |
| Educational Institution Buses | 20 | 0 | 0 | 0 | 0 | 0 | 0 | 0 | 0 | 0 | 0 | 0 | 0 | 20 |
| Other Buses | 0 | 0 | 0 | 0 | 0 | 0 | 0 | 0 | 0 | 0 | 0 | 0 | 0 | 0 |
| Total | 236 | 1 | 0 | 0 | 0 | 0 | 1 | 2 | 0 | 0 | 0 | 0 | 0 | 240 |
| Taxies | | | | | | | | | | | | | | |
| Motor Cabs | 553 | 3 | 5 | 1 | 5 | 6 | 6 | 20 | 24 | 6 | 17 | 7 | 7 | 660 |
| Maxicabs | 340 | 13 | 2 | 7 | 5 | 7 | 2 | 5 | 8 | 4 | 6 | 2 | 9 | 410 |
| Other Cabs | 3 | 0 | 0 | 0 | 0 | 0 | 0 | 0 | 0 | 0 | 0 | 0 | 0 | 3 |
| Total | 896 | 16 | 7 | 8 | 10 | 13 | 8 | 25 | 32 | 10 | 23 | 9 | 16 | 1073 |
| Light passenger Vehicles | | | | | | | | | | | | | | |
| Auto rickshaws | 1811 | 8 | 7 | 12 | 20 | 13 | 13 | 12 | 15 | 15 | 11 | 10 | 11 | 1958 |
| 4 to 6 Seaters | 313 | 0 | 0 | 0 | 0 | 0 | 0 | 0 | 0 | 0 | 0 | 0 | 0 | 313 |
| Total | 2124 | 8 | 7 | 12 | 20 | 13 | 13 | 12 | 15 | 15 | 11 | 10 | 11 | 2271 |
| Other Vehicles | 906 | 12 | 11 | 8 | 6 | 0 | 17 | 0 | 0 | 0 | 4 | 0 | 3 | 967 |
| Total Transport Vehicles | 8702 | 109 | 79 | 75 | 90 | 66 | 83 | 119 | 153 | 105 | 96 | 80 | 95 | 9852 |
| Total(Transport+ NonTransport) | 130516 | 1710 | 1562 | 1453 | 1232 | 860 | 1016 | 1147 | 2123 | 1442 | 1251 | 1448 | 1548 | 147308 |

16. Chitradurga (KA-16)

| Category of vehicles | 31.03.2014 | Vehicle newly Registered in the year 2014-15 | | | | | | | | | | | | 31.03.2015 |
|---------------------------------|------------|----------------------------------------------|------|------|------|------|------|------|------|------|------|------|------|------------|
| | | April | may | june | july | Aug | Sept | Oct | Nov | Dec | Jan | Feb | Mar | |
| Two Wheelers | 139306 | 1649 | 1462 | 1380 | 1399 | 1464 | 1614 | 1698 | 1581 | 852 | 1944 | 1720 | 1469 | 157538 |
| Cars | 8416 | 92 | 106 | 100 | 108 | 79 | 89 | 85 | 126 | 82 | 144 | 108 | 93 | 9628 |
| Jeeps | 837 | 0 | 0 | 0 | 0 | 0 | 0 | 4 | 0 | 0 | 0 | 0 | 0 | 841 |
| Omni buses | 499 | 0 | 0 | 0 | 0 | 0 | 0 | 0 | 0 | 0 | 0 | 0 | 0 | 499 |
| Tractors | 14115 | 129 | 140 | 123 | 80 | 100 | 65 | 60 | 121 | 95 | 196 | 135 | 89 | 15448 |
| Trailors | 9081 | 93 | 82 | 76 | 142 | 37 | 46 | 36 | 71 | 53 | 112 | 87 | 46 | 9962 |
| Construction Equipment vehicle | 173 | 0 | 0 | 0 | 0 | 0 | 0 | 0 | 0 | 0 | 0 | 0 | 0 | 173 |
| Other Vehicles | 1708 | 0 | 0 | 0 | 0 | 0 | 0 | 17 | 7 | 0 | 0 | 10 | 0 | 1742 |
| Total Non-Transport Vehicle | 174135 | 1963 | 1790 | 1679 | 1729 | 1680 | 1814 | 1900 | 1906 | 1082 | 2396 | 2060 | 1697 | 195831 |
| Goods Vehicle | | | | | | | | | | | | | | |
| Multi Axled/Articulated Vehicle | 1321 | 16 | 12 | 13 | 19 | 9 | 18 | 11 | 10 | 13 | 20 | 15 | 29 | 1506 |
| Trucks and Lorries | 8786 | 1 | 5 | 1 | 10 | 0 | 5 | 3 | 4 | 1 | 1 | 3 | 2 | 8822 |
| Total | 10107 | 17 | 17 | 14 | 29 | 9 | 23 | 14 | 14 | 14 | 21 | 18 | 31 | 10328 |
| Light Goods Vehicles | | | | | | | | | | | | | | |
| 4 Wheelers | 4827 | 91 | 54 | 50 | 58 | 46 | 66 | 49 | 47 | 40 | 65 | 63 | 42 | 5498 |
| 3 Wheelers | 3142 | 10 | 14 | 14 | 24 | 14 | 16 | 9 | 22 | 6 | 18 | 21 | 14 | 3324 |
| Total | 7969 | 101 | 68 | 64 | 82 | 60 | 82 | 58 | 69 | 46 | 83 | 84 | 56 | 8822 |
| Buses | | | | | | | | | | | | | | |
| Stage Carriages | 131 | 1 | 0 | 0 | 0 | 0 | 0 | 0 | 0 | 0 | 0 | 0 | 0 | 132 |
| Contract Carriages | 23 | 0 | 0 | 0 | 0 | 0 | 0 | 0 | 0 | 0 | 0 | 0 | 0 | 23 |
| Private Service Vehicles | 265 | 0 | 0 | 0 | 0 | 0 | 0 | 0 | 0 | 0 | 0 | 0 | 0 | 265 |
| Educational Institution Buses | 11 | 0 | 0 | 0 | 0 | 0 | 0 | 0 | 0 | 0 | 0 | 0 | 0 | 11 |
| Other Buses | 2 | 0 | 0 | 0 | 0 | 0 | 0 | 0 | 0 | 0 | 0 | 0 | 0 | 2 |
| Total | 432 | 1 | 0 | 0 | 0 | 0 | 0 | 0 | 0 | 0 | 0 | 0 | 0 | 433 |
| Taxies | | | | | | | | | | | | | | |
| Motor Cabs | 2764 | 17 | 19 | 16 | 20 | 16 | 17 | 14 | 25 | 7 | 36 | 49 | 26 | 3026 |
| Maxicabs | 2294 | 14 | 18 | 13 | 22 | 7 | 16 | 8 | 13 | 12 | 12 | 9 | 9 | 2447 |
| Other Cabs | 12 | 0 | 0 | 0 | 0 | 0 | 0 | 0 | 0 | 0 | 0 | 0 | 0 | 12 |
| Total | 5070 | 31 | 37 | 29 | 42 | 23 | 33 | 22 | 38 | 19 | 48 | 58 | 35 | 5485 |
| Light passenger Vehicles | | | | | | | | | | | | | | |
| Auto rickshaws | 4324 | 35 | 40 | 51 | 38 | 50 | 61 | 48 | 40 | 23 | 69 | 57 | 58 | 4894 |
| 4 to 6 Seaters | 293 | 0 | 0 | 0 | 0 | 0 | 0 | 0 | 0 | 0 | 0 | 0 | 0 | 293 |
| Total | 4617 | 35 | 40 | 51 | 38 | 50 | 61 | 48 | 40 | 23 | 69 | 57 | 58 | 5187 |
| Other Vehicles | 5139 | 11 | 8 | 22 | 10 | 29 | 16 | 0 | 0 | 11 | 12 | 0 | 9 | 5267 |
| Total Transport Vehicles | 33334 | 196 | 170 | 180 | 201 | 171 | 215 | 142 | 161 | 113 | 233 | 217 | 189 | 35522 |
| Total(Transport+ NonTransport) | 207469 | 2159 | 1960 | 1859 | 1930 | 1851 | 2029 | 2042 | 2067 | 1195 | 2629 | 2277 | 1886 | 231353 |

17. Davanagere (KA-17)

| Category of vehicles | 31.03.2014 | Vehicle newly Registered in the year 2014-15 | | | | | | | | | | | | 31.03.2015 |
|---------------------------------|------------|----------------------------------------------|------|------|------|------|------|------|------|------|------|------|------|------------|
| | | April | may | june | july | Aug | Sept | Oct | Nov | Dec | Jan | Feb | Mar | |
| Two Wheelers | 282700 | 3085 | 2746 | 2749 | 2621 | 2316 | 2600 | 2526 | 2875 | 1913 | 2364 | 2543 | 2559 | 313597 |
| Cars | 22253 | 270 | 257 | 226 | 226 | 263 | 258 | 244 | 286 | 163 | 316 | 289 | 229 | 25280 |
| Jeeps | 993 | 0 | 0 | 0 | 0 | 0 | 0 | 0 | 0 | 0 | 0 | 0 | 0 | 993 |
| Omni buses | 625 | 0 | 0 | 0 | 0 | 8 | 4 | 7 | 0 | 0 | 2 | 0 | 1 | 645 |
| Trators | 26635 | 153 | 162 | 197 | 212 | 108 | 159 | 92 | 231 | 226 | 213 | 187 | 157 | 28732 |
| Trailors | 19475 | 75 | 76 | 72 | 66 | 51 | 71 | 59 | 80 | 77 | 79 | 79 | 73 | 20333 |
| Construction Equipment vehicle | 228 | 0 | 0 | 0 | 0 | 5 | 4 | 0 | 0 | 0 | 3 | 0 | 0 | 237 |
| Other Vehicles | 1410 | 5 | 0 | 7 | 3 | 3 | 1 | 0 | 11 | 3 | 1 | 0 | 1 | 1448 |
| Total Non-Transport Vehicle | 354319 | 3588 | 3241 | 3251 | 3128 | 2754 | 3097 | 2928 | 3483 | 2382 | 2978 | 3098 | 3020 | 391265 |
| Goods Vehicle | | | | | | | | | | | | | | |
| Multi Axled/Articulated Vehicle | 710 | 4 | 2 | 6 | 8 | 3 | 3 | 2 | 13 | 5 | 4 | 16 | 9 | 785 |
| Trucks and Lorries | 4956 | 8 | 22 | 18 | 9 | 9 | 11 | 33 | 24 | 17 | 12 | 20 | 22 | 5161 |
| Total | 5666 | 12 | 24 | 24 | 17 | 12 | 14 | 35 | 37 | 22 | 16 | 36 | 31 | 5946 |
| Light Goods Vehicles | | | | | | | | | | | | | | |
| 4 Wheelers | 4039 | 48 | 57 | 46 | 55 | 45 | 52 | 47 | 64 | 47 | 48 | 66 | 64 | 4678 |
| 3 Wheelers | 3054 | 35 | 37 | 45 | 52 | 36 | 38 | 34 | 28 | 22 | 29 | 45 | 47 | 3502 |
| Total | 7093 | 83 | 94 | 91 | 107 | 81 | 90 | 81 | 92 | 69 | 77 | 111 | 111 | 8180 |
| Buses | | | | | | | | | | | | | | |
| Stage Carriages | 568 | 0 | 13 | 1 | 1 | 4 | 3 | 10 | 0 | 0 | 2 | 0 | 0 | 600 |
| Contract Carriages | 21 | 0 | 0 | 0 | 0 | 0 | 0 | 0 | 0 | 0 | 0 | 2 | 0 | 23 |
| Private Service Vehicles | 233 | 0 | 0 | 0 | 25 | 0 | 0 | 0 | 0 | 0 | 0 | 2 | 0 | 260 |
| Educational Institution Buses | 201 | 0 | 0 | 0 | 0 | 0 | 0 | 0 | 2 | 1 | 0 | 0 | 0 | 206 |
| Other Buses | 741 | 4 | 0 | 6 | 12 | 0 | 0 | 0 | 22 | 8 | 0 | 0 | 0 | 795 |
| Total | 1764 | 0 | 13 | 7 | 38 | 4 | 3 | 10 | 24 | 9 | 2 | 4 | 0 | 1884 |
| Taxies | | | | | | | | | | | | | | |
| Motor Cabs | 2202 | 25 | 26 | 24 | 19 | 12 | 19 | 15 | 16 | 7 | 24 | 30 | 45 | 2464 |
| Maxicabs | 2004 | 14 | 11 | 11 | 15 | 14 | 13 | 7 | 16 | 5 | 8 | 12 | 19 | 2149 |
| Other Cabs | 307 | 0 | 0 | 0 | 0 | 0 | 0 | 0 | 0 | 0 | 0 | 0 | 0 | 307 |
| Total | 4513 | 39 | 37 | 35 | 34 | 26 | 32 | 22 | 32 | 12 | 32 | 42 | 64 | 4920 |
| Light passenger Vehicles | | | | | | | | | | | | | | |
| Auto rickshaws | 8076 | 46 | 76 | 73 | 66 | 46 | 72 | 51 | 50 | 56 | 45 | 68 | 63 | 8788 |
| 4 to 6 Seaters | 256 | 0 | 0 | 0 | 0 | 0 | 0 | 0 | 0 | 0 | 0 | 0 | 0 | 256 |
| Total | 8332 | 46 | 76 | 73 | 66 | 46 | 72 | 51 | 50 | 56 | 45 | 68 | 63 | 9044 |
| Other Vehicles | 2324 | 0 | 2 | 16 | 7 | 0 | 0 | 0 | 0 | 0 | 0 | 1 | 0 | 2350 |
| Total Transport Vehicles | 29692 | 184 | 246 | 246 | 269 | 169 | 211 | 199 | 235 | 168 | 172 | 262 | 269 | 32324 |
| Total(Transport+ NonTransport) | 384011 | 3772 | 3487 | 3497 | 3397 | 2923 | 3308 | 3127 | 3718 | 2550 | 3150 | 3360 | 3289 | 423589 |

18. Chikmagalur (KA-18)

| Category of vehicles | 31.03.2014 | Vehicle newly Registered in the year 2014-15 | | | | | | | | | | | | 31.03.2015 |
|---------------------------------|------------|----------------------------------------------|------|------|------|------|------|------|------|------|------|------|------|------------|
| | | April | may | june | july | Aug | Sept | Oct | Nov | Dec | Jan | Feb | Mar | |
| Two Wheelers | 141306 | 800 | 1900 | 1478 | 1224 | 1199 | 1336 | 1327 | 1806 | 1291 | 1546 | 1658 | 1614 | 158485 |
| Cars | 19972 | 161 | 222 | 175 | 169 | 137 | 167 | 152 | 174 | 98 | 182 | 240 | 263 | 22112 |
| Jeeps | 1365 | 10 | 8 | 9 | 6 | 9 | 10 | 9 | 11 | 11 | 18 | 15 | 11 | 1492 |
| Omni buses | 3123 | 18 | 0 | 0 | 29 | 26 | 38 | 0 | 45 | 31 | 93 | 15 | 0 | 3325 |
| Trators | 13144 | 0 | 65 | 75 | 35 | 26 | 34 | 28 | 54 | 81 | 72 | 72 | 54 | 13740 |
| Trailors | 9177 | 0 | 34 | 49 | 17 | 6 | 15 | 22 | 30 | 54 | 32 | 37 | 32 | 9505 |
| Construction Equipment vehicle | 612 | 0 | 0 | 0 | 0 | 0 | 0 | 0 | 0 | 0 | 0 | 02 | 10 | 632 |
| Other Vehicles | 2562 | 0 | 24 | 25 | 16 | 4 | 0 | 0 | 10 | 8 | 10 | 9 | 0 | 2658 |
| Total Non-Transport Vehicle | 191261 | 989 | 2253 | 1811 | 1496 | 1407 | 1600 | 1538 | 2130 | 1574 | 1953 | 2046 | 1984 | 211949 |
| Goods Vehicle | | | | | | | | | | | | | | |
| Multi Axled/Articulated Vehicle | 78 | 1 | 0 | 0 | 0 | 0 | 0 | 0 | 0 | 0 | 0 | 0 | 0 | 79 |
| Trucks and Lorries | 3708 | 85 | 7 | 3 | 6 | 5 | 11 | 7 | 6 | 9 | 9 | 9 | 16 | 3881 |
| Total | 3786 | 86 | 7 | 3 | 6 | 5 | 11 | 7 | 6 | 9 | 9 | 9 | 16 | 3960 |
| Light Goods Vehicles | | | | | | | | | | | | | | |
| 4 Wheelers | 4748 | 13 | 71 | 80 | 55 | 54 | 75 | 75 | 91 | 53 | 107 | 110 | 96 | 5628 |
| 3 Wheelers | 2825 | 0 | 25 | 20 | 15 | 14 | 24 | 16 | 27 | 17 | 19 | 22 | 24 | 3048 |
| Total | 7573 | 13 | 96 | 100 | 70 | 68 | 99 | 91 | 118 | 70 | 126 | 132 | 120 | 8676 |
| Buses | | | | | | | | | | | | | | |
| Stage Carriages | 597 | 0 | 5 | 2 | 0 | 0 | 0 | 10 | 0 | 0 | 0 | 5 | 6 | 627 |
| Contract Carriages | 17 | 0 | 0 | 0 | 0 | 0 | 0 | 0 | 0 | 0 | 0 | 0 | 0 | 17 |
| Private Service Vehicles | 132 | 0 | 0 | 0 | 0 | 3 | 0 | 0 | 0 | 1 | 0 | 0 | 0 | 136 |
| Educational Institution Buses | 22 | 0 | 0 | 0 | 0 | 5 | 2 | 0 | 0 | 1 | 1 | 0 | 0 | 30 |
| Other Buses | 119 | 0 | 0 | 0 | 9 | 0 | 12 | 0 | 0 | 0 | 0 | 0 | 0 | 140 |
| Total | 887 | 0 | 5 | 2 | 9 | 8 | 14 | 10 | 0 | 2 | 1 | 5 | 6 | 950 |
| Taxies | | | | | | | | | | | | | | |
| Motor Cabs | 1499 | 0 | 4 | 6 | 4 | 0 | 0 | 10 | 8 | 0 | 8 | 0 | 11 | 1552 |
| Maxicabs | 971 | 0 | 17 | 12 | 0 | 5 | 10 | 5 | 0 | 7 | 0 | 8 | 10 | 1053 |
| Other Cabs | 330 | 0 | 0 | 0 | 14 | 7 | 7 | 0 | 4 | 2 | 10 | 83 | 0 | 447 |
| Total | 2800 | 0 | 21 | 18 | 18 | 12 | 17 | 15 | 12 | 9 | 18 | 91 | 21 | 3052 |
| Light passenger Vehicles | | | | | | | | | | | | | | |
| Auto rickshaws | 6910 | 0 | 52 | 51 | 49 | 65 | 68 | 53 | 71 | 40 | 44 | 53 | 37 | 7493 |
| 4 to 6 Seaters | 275 | 0 | 0 | 0 | 0 | 0 | 0 | 0 | 0 | 0 | 0 | 0 | 0 | 275 |
| Total | 7185 | 0 | 52 | 51 | 49 | 65 | 68 | 53 | 71 | 40 | 44 | 53 | 37 | 7768 |
| Other Vehicles | 2212 | 153 | 48 | 28 | 1 | 1 | 5 | 32 | 5 | 8 | 4 | 0 | 62 | 2651 |
| Total Transport Vehicles | 24443 | 252 | 229 | 202 | 153 | 159 | 214 | 208 | 212 | 138 | 202 | 290 | 262 | 27057 |
| Total(Transport+ NonTransport) | 215704 | 1241 | 2482 | 2013 | 1649 | 1566 | 1814 | 1746 | 2342 | 1712 | 2155 | 2336 | 2246 | 239006 |

19. Mangaluru (KA-19)

| Category of vehicles | 31.03.2014 | Vehicle newly Registered in the year 2014-15 | | | | | | | | | | | | 31.03.2015 |
|---------------------------------|------------|----------------------------------------------|------|------|------|------|------|------|------|------|------|------|------|------------|
| | | April | may | june | july | Aug | Sept | Oct | Nov | Dec | Jan | Feb | Mar | |
| Two Wheelers | 229685 | 2371 | 2220 | 2155 | 2110 | 1872 | 2682 | 2610 | 2179 | 1205 | 3697 | 2680 | 3697 | 259163 |
| Cars | 62952 | 843 | 688 | 696 | 673 | 689 | 770 | 703 | 496 | 328 | 1199 | 647 | 1199 | 71883 |
| Jeeps | 4203 | 3 | 0 | 0 | 0 | 0 | 0 | 0 | 0 | 0 | 0 | 0 | 0 | 4206 |
| Omni buses | 3335 | 0 | 0 | 0 | 0 | 0 | 0 | 0 | 7 | 0 | 0 | 0 | 0 | 3342 |
| Tractors | 2439 | 2 | 1 | 1 | 2 | 1 | 4 | 0 | 0 | 0 | 2 | 2 | 2 | 2458 |
| Trailors | 2562 | 0 | 0 | 0 | 0 | 0 | 0 | 0 | 0 | 0 | 0 | 0 | 0 | 2562 |
| Construction Equipment vehicle | 712 | 0 | 0 | 0 | 0 | 0 | 0 | 0 | 0 | 0 | 0 | 43 | 0 | 755 |
| Other Vehicles | 2247 | 0 | 0 | 0 | 0 | 8 | 7 | 0 | 3 | 0 | 15 | 0 | 0 | 2280 |
| Total Non-Transport Vehicle | 308135 | 3219 | 2909 | 2852 | 2785 | 2570 | 3463 | 3313 | 2685 | 1535 | 4913 | 3372 | 4898 | 346649 |
| Goods Vehicle | | | | | | | | | | | | | | |
| Multi Axled/Articulated Vehicle | 1099 | 130 | 112 | 92 | 116 | 30 | 18 | 16 | 23 | 15 | 45 | 24 | 30 | 1750 |
| Trucks and Lorries | 15608 | 0 | 0 | 0 | 0 | 34 | 34 | 37 | 30 | 18 | 53 | 23 | 35 | 15872 |
| Total | 16707 | 130 | 112 | 92 | 116 | 64 | 52 | 53 | 53 | 33 | 98 | 47 | 65 | 17622 |
| Light Goods Vehicles | | | | | | | | | | | | | | |
| 4 Wheelers | 4322 | 0 | 0 | 0 | 0 | 82 | 108 | 91 | 75 | 41 | 135 | 79 | 95 | 5028 |
| 3 Wheelers | 2853 | 0 | 0 | 0 | 0 | 14 | 31 | 26 | 16 | 8 | 28 | 25 | 58 | 3059 |
| Total | 7175 | 0 | 0 | 0 | 0 | 96 | 139 | 117 | 91 | 49 | 163 | 104 | 153 | 8087 |
| Buses | | | | | | | | | | | | | | |
| Stage Carriages | 1991 | 4 | 14 | 4 | 0 | 23 | 12 | 13 | 0 | 21 | 8 | 0 | 8 | 2098 |
| Contract Carriages | 33 | 3 | 0 | 55 | 0 | 0 | 0 | 0 | 0 | 0 | 0 | 4 | 0 | 95 |
| Private Service Vehicles | 1139 | 18 | 33 | 0 | 5 | 0 | 0 | 0 | 0 | 0 | 0 | 11 | 2 | 1208 |
| Educational Institution Buses | 241 | 0 | 0 | 0 | 0 | 0 | 0 | 0 | 0 | 0 | 0 | 0 | 0 | 241 |
| Other Buses | 565 | 0 | 0 | 0 | 0 | 0 | 0 | 0 | 28 | 0 | 0 | 0 | 0 | 593 |
| Total | 3969 | 25 | 47 | 59 | 5 | 23 | 12 | 13 | 28 | 21 | 8 | 15 | 10 | 4235 |
| Taxis | | | | | | | | | | | | | | |
| Motor Cabs | 7415 | 35 | 49 | 35 | 26 | 32 | 59 | 37 | 26 | 9 | 63 | 51 | 63 | 7900 |
| Maxicabs | 4423 | 34 | 19 | 7 | 11 | 5 | 9 | 16 | 18 | 12 | 20 | 14 | 20 | 4608 |
| Other Cabs | 34 | 0 | 0 | 0 | 0 | 0 | 0 | 0 | 0 | 0 | 0 | 0 | 0 | 34 |
| Total | 11872 | 69 | 68 | 42 | 37 | 37 | 68 | 53 | 44 | 21 | 83 | 65 | 83 | 12542 |
| Light passenger Vehicles | | | | | | | | | | | | | | |
| Auto rickshaws | 11219 | 104 | 94 | 145 | 114 | 135 | 168 | 160 | 142 | 105 | 170 | 173 | 170 | 12899 |
| 4 to 6 Seaters | 1131 | 1 | 2 | 2 | 1 | 0 | 0 | 0 | 0 | 0 | 0 | 3 | 1 | 1141 |
| Total | 12350 | 105 | 96 | 147 | 115 | 135 | 168 | 160 | 142 | 105 | 170 | 176 | 171 | 14040 |
| Other Vehicles | 6154 | 25 | 13 | 13 | 11 | 0 | 0 | 0 | 0 | 0 | 0 | 0 | 4 | 6220 |
| Total Transport Vehicles | 58227 | 354 | 336 | 353 | 284 | 355 | 439 | 396 | 358 | 229 | 522 | 407 | 486 | 62746 |
| Total(Transport+ NonTransport) | 366362 | 3573 | 3245 | 3205 | 3069 | 2925 | 3902 | 3709 | 3043 | 1764 | 5435 | 3736 | 5384 | 409395 |

20. Udupi (KA-20)

| Category of vehicles | 31.03.2014 | Vehicle newly Registered in the year 2014-15 | | | | | | | | | | | | 31.03.2015 |
|---------------------------------|------------|----------------------------------------------|------|------|------|------|------|------|------|------|------|------|------|------------|
| | | April | may | june | july | Aug | Sept | Oct | Nov | Dec | Jan | Feb | Mar | |
| Two Wheelers | 185772 | 2249 | 2143 | 1771 | 1646 | 1568 | 2019 | 2011 | 1980 | 1191 | 2979 | 2436 | 2111 | 209876 |
| Cars | 33759 | 361 | 401 | 331 | 374 | 350 | 371 | 426 | 358 | 197 | 649 | 297 | 425 | 38299 |
| Jeeps | 1121 | 0 | 0 | 0 | 0 | 0 | 0 | 1 | 0 | 0 | 2 | 0 | 6 | 1130 |
| Omni buses | 1820 | 0 | 0 | 0 | 2 | 0 | 0 | 0 | 0 | 0 | 0 | 0 | 0 | 1822 |
| Trators | 4283 | 0 | 1 | 2 | 0 | 2 | 0 | 0 | 0 | 0 | 1 | 0 | 1 | 4290 |
| Trailors | 143 | 0 | 1 | 1 | 0 | 1 | 0 | 0 | 0 | 0 | 0 | 0 | 0 | 146 |
| Construction Equipment vehicle | 0 | 0 | 0 | 0 | 0 | 0 | 0 | 0 | 0 | 0 | 0 | 0 | 0 | 0 |
| Other Vehicles | 964 | 0 | 11 | 0 | 0 | 0 | 1 | 0 | 0 | 0 | 0 | 2 | 0 | 978 |
| Total Non-Transport Vehicle | 227862 | 2610 | 2557 | 2105 | 2022 | 1921 | 2391 | 2438 | 2338 | 1388 | 3631 | 2735 | 2543 | 256541 |
| Goods Vehicle | | | | | | | | | | | | | | |
| Multi Axled/Articulated Vehicle | 671 | 0 | 2 | 2 | 0 | 2 | 1 | 0 | 0 | 0 | 0 | 0 | 0 | 678 |
| Trucks and Lorries | 4627 | 23 | 11 | 10 | 20 | 31 | 40 | 33 | 32 | 32 | 43 | 47 | 45 | 4994 |
| Total | 5298 | 23 | 13 | 12 | 20 | 33 | 41 | 33 | 32 | 32 | 43 | 47 | 45 | 5672 |
| Light Goods Vehicles | | | | | | | | | | | | | | |
| 4 Wheelers | 6145 | 68 | 50 | 45 | 66 | 67 | 90 | 96 | 88 | 51 | 87 | 79 | 66 | 6998 |
| 3 Wheelers | 2023 | 5 | 3 | 2 | 2 | 2 | 5 | 10 | 8 | 1 | 5 | 3 | 2 | 2071 |
| Total | 8168 | 73 | 53 | 47 | 68 | 69 | 95 | 106 | 96 | 52 | 92 | 82 | 68 | 9069 |
| Buses | | | | | | | | | | | | | | |
| Stage Carriages | 789 | 13 | 8 | 2 | 2 | 1 | 11 | 3 | 2 | 3 | 0 | 12 | 12 | 858 |
| Contract Carriages | 28 | 0 | 0 | 0 | 0 | 0 | 0 | 0 | 0 | 0 | 0 | 0 | 0 | 28 |
| Private Service Vehicles | 542 | 0 | 2 | 2 | 0 | 0 | 0 | 0 | 2 | 1 | 0 | 0 | 0 | 549 |
| Educational Institution Buses | 510 | 1 | 0 | 26 | 21 | 4 | 0 | 0 | 3 | 2 | 5 | 2 | 0 | 574 |
| Other Buses | 69 | 1 | 1 | 0 | 0 | 0 | 0 | 0 | 0 | 0 | 0 | 0 | 0 | 71 |
| Total | 1938 | 15 | 11 | 30 | 23 | 5 | 11 | 3 | 7 | 6 | 5 | 14 | 12 | 2080 |
| Taxies | | | | | | | | | | | | | | |
| Motor Cabs | 3179 | 10 | 19 | 20 | 29 | 14 | 32 | 64 | 34 | 26 | 38 | 40 | 25 | 3530 |
| Maxicabs | 1590 | 50 | 10 | 8 | 3 | 8 | 9 | 17 | 11 | 9 | 10 | 14 | 11 | 1750 |
| Other Cabs | 10 | 0 | 0 | 0 | 0 | 0 | 0 | 0 | 0 | 0 | 0 | 0 | 0 | 10 |
| Total | 4779 | 60 | 29 | 28 | 32 | 22 | 41 | 81 | 45 | 35 | 48 | 54 | 36 | 5290 |
| Light passenger Vehicles | | | | | | | | | | | | | | |
| Auto rickshaws | 9474 | 86 | 64 | 81 | 91 | 104 | 107 | 119 | 96 | 49 | 98 | 92 | 75 | 10536 |
| 4 to 6 Seaters | 465 | 0 | 0 | 0 | 0 | 0 | 0 | 0 | 0 | 0 | 0 | 0 | 0 | 465 |
| Total | 9939 | 86 | 64 | 81 | 91 | 104 | 107 | 119 | 96 | 49 | 98 | 92 | 75 | 11001 |
| Other Vehicles | 4618 | 1 | 12 | 2 | 4 | 5 | 0 | 6 | 2 | 0 | 0 | 1 | 4 | 4655 |
| Total Transport Vehicles | 34740 | 258 | 182 | 200 | 238 | 238 | 295 | 348 | 278 | 174 | 286 | 290 | 240 | 37767 |
| Total(Transport+ NonTransport) | 262602 | 2868 | 2739 | 2305 | 2260 | 2159 | 2686 | 2786 | 2616 | 1562 | 3917 | 3025 | 2783 | 294308 |

21. Puttur (KA-21)

| Category of vehicles | 31.03.2014 | Vehicle newly Registered in the year 2014-15 | | | | | | | | | | | | 31.03.2015 |
|---------------------------------|------------|----------------------------------------------|------|------|------|------|------|------|------|-----|------|------|------|------------|
| | | April | may | june | july | Aug | Sept | Oct | Nov | Dec | Jan | Feb | Mar | |
| Two Wheelers | 113923 | 1167 | 1070 | 1048 | 1119 | 889 | 912 | 970 | 1117 | 697 | 1164 | 1198 | 1335 | 126609 |
| Cars | 28945 | 185 | 146 | 149 | 197 | 151 | 204 | 154 | 155 | 94 | 267 | 155 | 163 | 30965 |
| Jeeps | 2666 | 9 | 9 | 8 | 18 | 4 | 10 | 8 | 8 | 4 | 16 | 13 | 1 | 2774 |
| Omni buses | 1627 | 0 | 0 | 0 | 10 | 0 | 0 | 0 | 0 | 0 | 0 | 0 | 0 | 1637 |
| Tractors | 4878 | 0 | 0 | 1 | 1 | 0 | 0 | 0 | 0 | 1 | 0 | 0 | 1 | 4882 |
| Trailors | 5115 | 0 | 0 | 1 | 0 | 0 | 0 | 0 | 1 | 1 | 0 | 0 | 0 | 5118 |
| Construction Equipment vehicle | 355 | 0 | 0 | 0 | 0 | 0 | 0 | 0 | 0 | 0 | 0 | 0 | 0 | 355 |
| Other Vehicles | 1119 | 13 | 0 | 10 | 19 | 4 | 5 | 0 | 5 | 4 | 10 | 8 | 0 | 1197 |
| Total Non-Transport Vehicle | 158628 | 1374 | 1225 | 1217 | 1364 | 1048 | 1131 | 1132 | 1286 | 801 | 1457 | 1374 | 1500 | 173537 |
| Goods Vehicle | | | | | | | | | | | | | | |
| Multi Axled/Articulated Vehicle | 486 | 0 | 0 | 0 | 0 | 0 | 0 | 0 | 0 | 0 | 0 | 0 | 0 | 486 |
| Trucks and Lorries | 5010 | 13 | 7 | 6 | 11 | 8 | 18 | 7 | 8 | 10 | 4 | 18 | 12 | 5132 |
| Total | 5496 | 13 | 7 | 6 | 11 | 8 | 18 | 7 | 8 | 10 | 4 | 18 | 12 | 5618 |
| Light Goods Vehicles | | | | | | | | | | | | | | |
| 4 Wheelers | 1949 | 22 | 13 | 23 | 23 | 17 | 8 | 11 | 6 | 2 | 6 | 9 | 26 | 2115 |
| 3 Wheelers | 1503 | 3 | 1 | 4 | 1 | 12 | 32 | 29 | 26 | 25 | 20 | 26 | 7 | 1689 |
| Total | 3452 | 25 | 14 | 27 | 24 | 29 | 40 | 40 | 32 | 27 | 26 | 35 | 33 | 3804 |
| Buses | | | | | | | | | | | | | | |
| Stage Carriages | 423 | 0 | 0 | 0 | 0 | 0 | 0 | 0 | 0 | 0 | 0 | 0 | 0 | 423 |
| Contract Carriages | 14 | 0 | 0 | 0 | 0 | 0 | 0 | 0 | 0 | 0 | 0 | 0 | 0 | 14 |
| Private Service Vehicles | 570 | 0 | 0 | 0 | 0 | 0 | 0 | 0 | 0 | 0 | 0 | 0 | 0 | 570 |
| Educational Institution Buses | 106 | 0 | 0 | 0 | 0 | 0 | 0 | 0 | 0 | 0 | 0 | 0 | 0 | 106 |
| Other Buses | 478 | 0 | 0 | 0 | 0 | 0 | 0 | 0 | 0 | 0 | 0 | 0 | 0 | 278 |
| Total | 1391 | 0 | 0 | 0 | 0 | 0 | 0 | 0 | 0 | 0 | 0 | 0 | 0 | 1391 |
| Taxies | | | | | | | | | | | | | | |
| Motor Cabs | 3671 | 9 | 2 | 4 | 9 | 10 | 13 | 16 | 8 | 1 | 13 | 3 | 8 | 3767 |
| Maxicabs | 2150 | 2 | 10 | 11 | 0 | 2 | 1 | 4 | 2 | 3 | 3 | 3 | 3 | 2194 |
| Other Cabs | 0 | 0 | 0 | 0 | 0 | 0 | 0 | 0 | 0 | 0 | 0 | 0 | 0 | 0 |
| Total | 5821 | 11 | 12 | 15 | 9 | 12 | 14 | 20 | 10 | 4 | 16 | 6 | 11 | 5961 |
| Light passenger Vehicles | | | | | | | | | | | | | | |
| Auto rickshaws | 5819 | 58 | 72 | 59 | 89 | 62 | 78 | 71 | 71 | 66 | 72 | 70 | 79 | 6666 |
| 4 to 6 Seaters | 564 | 0 | 0 | 0 | 0 | 0 | 0 | 0 | 0 | 0 | 0 | 0 | 0 | 564 |
| Total | 6383 | 58 | 72 | 59 | 89 | 62 | 78 | 71 | 71 | 66 | 72 | 70 | 79 | 7230 |
| Other Vehicles | 3055 | 0 | 6 | 0 | 0 | 0 | 0 | 3 | 0 | 0 | 0 | 0 | 2 | 3066 |
| Total Transport Vehicles | 25598 | 107 | 111 | 107 | 133 | 111 | 150 | 141 | 121 | 107 | 118 | 129 | 137 | 27070 |
| Total(Transport+ NonTransport) | 184226 | 1481 | 1336 | 1324 | 1497 | 1159 | 1281 | 1273 | 1407 | 908 | 1575 | 1503 | 1637 | 200607 |

22. Belgaum (KA-22)

| Category of vehicles | 31.03.2014 | Vehicle newly Registered in the year 2014-15 | | | | | | | | | | | | 31.03.2015 |
|---------------------------------|------------|----------------------------------------------|------|------|------|------|------|------|------|------|------|------|------|------------|
| | | April | may | june | july | Aug | Sept | Oct | Nov | Dec | Jan | Feb | Mar | |
| Two Wheelers | 199069 | 2105 | 2450 | 1980 | 1845 | 1503 | 2175 | 2943 | 2792 | 4840 | 2015 | 1686 | 1904 | 227307 |
| Cars | 23249 | 231 | 247 | 164 | 177 | 225 | 303 | 314 | 299 | 165 | 219 | 233 | 225 | 26051 |
| Jeeps | 880 | 1 | 0 | 0 | 0 | 0 | 0 | 0 | 2 | 1 | 0 | 0 | 0 | 884 |
| Omni buses | 4988 | 32 | 21 | 20 | 11 | 3 | 7 | 26 | 12 | 8 | 18 | 24 | 27 | 5197 |
| Tractors | 9460 | 31 | 16 | 17 | 19 | 17 | 23 | 14 | 22 | 38 | 20 | 24 | 18 | 9719 |
| Trailors | 6138 | 29 | 19 | 14 | 11 | 18 | 21 | 17 | 23 | 14 | 22 | 19 | 12 | 6357 |
| Construction Equipment vehicle | 65 | 0 | 0 | 0 | 0 | 0 | 0 | 0 | 0 | 0 | 0 | 0 | 0 | 65 |
| Other Vehicles | 1045 | 2 | 2 | 0 | 2 | 0 | 0 | 3 | 1 | 2 | 3 | 2 | 1 | 1063 |
| Total Non-Transport Vehicle | 244894 | 2431 | 2755 | 2195 | 2065 | 1766 | 2529 | 3317 | 3151 | 5068 | 2297 | 1988 | 2187 | 276643 |
| Goods Vehicle | | | | | | | | | | | | | | |
| Multi Axled/Articulated Vehicle | 1672 | 3 | 0 | 0 | 0 | 0 | 0 | 0 | 2 | 0 | 1 | 6 | 15 | 1699 |
| Trucks and Lorries | 8369 | 36 | 46 | 23 | 25 | 32 | 40 | 37 | 47 | 34 | 53 | 64 | 52 | 8858 |
| Total | 10041 | 39 | 46 | 23 | 25 | 32 | 40 | 37 | 49 | 34 | 54 | 70 | 67 | 10557 |
| Light Goods Vehicles | | | | | | | | | | | | | | |
| 4 Wheelers | 2321 | 15 | 38 | 43 | 43 | 37 | 35 | 38 | 54 | 31 | 74 | 39 | 42 | 2810 |
| 3 Wheelers | 747 | 1 | 0 | 1 | 3 | 4 | 4 | 2 | 0 | 0 | 2 | 0 | 0 | 764 |
| Total | 3068 | 16 | 38 | 44 | 46 | 41 | 39 | 40 | 54 | 31 | 76 | 39 | 42 | 3574 |
| Buses | | | | | | | | | | | | | | |
| Stage Carriages | 1113 | 1 | 0 | 3 | 1 | 0 | 0 | 0 | 0 | 0 | 0 | 0 | 0 | 1118 |
| Contract Carriages | 99 | 2 | 0 | 0 | 0 | 0 | 0 | 0 | 0 | 0 | 0 | 0 | 0 | 101 |
| Private Service Vehicles | 84 | 1 | 0 | 0 | 0 | 1 | 0 | 0 | 0 | 0 | 0 | 0 | 0 | 86 |
| Educational Institution Buses | 66 | 0 | 1 | 0 | 0 | 2 | 0 | 0 | 0 | 0 | 0 | 0 | 1 | 70 |
| Other Buses | 10 | 0 | 0 | 0 | 0 | 0 | 3 | 0 | 0 | 0 | 0 | 0 | 0 | 13 |
| Total | 1372 | 4 | 1 | 3 | 1 | 3 | 3 | 0 | 0 | 0 | 0 | 0 | 1 | 1388 |
| Taxies | | | | | | | | | | | | | | |
| Motor Cabs | 1435 | 4 | 12 | 12 | 3 | 4 | 3 | 1 | 7 | 5 | 8 | 5 | 0 | 1499 |
| Maxicabs | 616 | 4 | 3 | 10 | 5 | 4 | 7 | 11 | 13 | 2 | 7 | 7 | 4 | 693 |
| Other Cabs | 10 | 0 | 0 | 0 | 0 | 0 | 0 | 0 | 0 | 0 | 0 | 0 | 0 | 10 |
| Total | 2061 | 8 | 15 | 22 | 8 | 8 | 10 | 12 | 20 | 7 | 15 | 12 | 4 | 2202 |
| Light passenger Vehicles | | | | | | | | | | | | | | |
| Auto rickshaws | 6979 | 42 | 12 | 14 | 10 | 12 | 24 | 20 | 19 | 14 | 28 | 21 | 42 | 7237 |
| 4 to 6 Seaters | 145 | 0 | 0 | 0 | 0 | 0 | 0 | 0 | 0 | 0 | 0 | 0 | 0 | 145 |
| Total | 7124 | 42 | 12 | 14 | 10 | 12 | 24 | 20 | 19 | 14 | 28 | 21 | 42 | 7382 |
| Other Vehicles | 1352 | 3 | 0 | 2 | 2 | 1 | 1 | 1 | 2 | 2 | 0 | 0 | 1 | 1367 |
| Total Transport Vehicles | 25018 | 112 | 112 | 108 | 92 | 97 | 117 | 110 | 144 | 88 | 173 | 142 | 157 | 26470 |
| Total(Transport+ NonTransport) | 269912 | 2543 | 2867 | 2303 | 2157 | 1863 | 2646 | 3427 | 3295 | 5156 | 2470 | 2130 | 2344 | 303113 |

23. Chikkodi (KA-23)

| Category of vehicles | 31.03.2014 | Vehicle newly Registered in the year 2014-15 | | | | | | | | | | | | 31.03.2015 |
|---------------------------------|------------|----------------------------------------------|------|------|------|------|------|------|------|------|------|------|------|------------|
| | | April | may | june | july | Aug | Sept | Oct | Nov | Dec | Jan | Feb | Mar | |
| Two Wheelers | 172444 | 1886 | 2270 | 2338 | 1899 | 1527 | 1809 | 1476 | 3228 | 2275 | 1965 | 1665 | 1718 | 196500 |
| Cars | 7263 | 63 | 62 | 55 | 41 | 35 | 48 | 60 | 50 | 45 | 68 | 72 | 45 | 7907 |
| Jeeps | 824 | 0 | 0 | 0 | 0 | 0 | 0 | 0 | 0 | 0 | 0 | 0 | 0 | 824 |
| Omni buses | 3984 | 36 | 25 | 37 | 36 | 28 | 42 | 43 | 50 | 17 | 24 | 28 | 6 | 4356 |
| Tractors | 13981 | 56 | 122 | 109 | 105 | 61 | 81 | 68 | 106 | 68 | 80 | 79 | 72 | 14988 |
| Trailors | 19699 | 40 | 92 | 114 | 118 | 100 | 108 | 139 | 148 | 87 | 84 | 53 | 50 | 20832 |
| Construction Equipment vehicle | 50 | 0 | 0 | 7 | 0 | 0 | 0 | 0 | 0 | 0 | 0 | 0 | 0 | 57 |
| Other Vehicles | 1023 | 5 | 3 | 0 | 7 | 6 | 1 | 0 | 5 | 6 | 4 | 8 | 10 | 1078 |
| Total Non-Transport Vehicle | 219268 | 2086 | 2574 | 2660 | 2206 | 1757 | 2089 | 1786 | 3587 | 2498 | 2225 | 1905 | 1901 | 246542 |
| Goods Vehicle | | | | | | | | | | | | | | |
| Multi Axled/Articulated Vehicle | 311 | 20 | 4 | 6 | 8 | 3 | 10 | 15 | 15 | 12 | 19 | 18 | 11 | 452 |
| Trucks and Lorries | 6821 | 6 | 10 | 0 | 0 | 2 | 5 | 5 | 6 | 0 | 0 | 7 | 3 | 6867 |
| Total | 7132 | 26 | 14 | 6 | 8 | 5 | 15 | 20 | 21 | 12 | 19 | 25 | 14 | 7319 |
| Light Goods Vehicles | | | | | | | | | | | | | | |
| 4 Wheelers | 2256 | 66 | 38 | 36 | 45 | 34 | 32 | 40 | 67 | 24 | 45 | 37 | 41 | 2761 |
| 3 Wheelers | 480 | 1 | 2 | 3 | 2 | 3 | 5 | 1 | 4 | 5 | 2 | 4 | 1 | 513 |
| Total | 2736 | 67 | 40 | 39 | 47 | 37 | 37 | 41 | 71 | 29 | 47 | 41 | 42 | 3274 |
| Buses | | | | | | | | | | | | | | |
| Stage Carriages | 829 | 0 | 2 | 0 | 0 | 0 | 0 | 0 | 3 | 0 | 29 | 1 | 0 | 864 |
| Contract Carriages | 8 | 0 | 0 | 0 | 0 | 0 | 0 | 0 | 0 | 0 | 0 | 0 | 0 | 8 |
| Private Service Vehicles | 2 | 0 | 0 | 0 | 0 | 0 | 0 | 0 | 0 | 0 | 0 | 0 | 0 | 2 |
| Educational Institution Buses | 72 | 2 | 3 | 0 | 9 | 5 | 8 | 1 | 3 | 1 | 1 | 0 | 1 | 106 |
| Other Buses | 11 | 0 | 0 | 0 | 0 | 0 | 0 | 0 | 0 | 0 | 0 | 0 | 0 | 11 |
| Total | 922 | 2 | 5 | 0 | 9 | 5 | 8 | 1 | 6 | 1 | 30 | 1 | 1 | 991 |
| Taxis | | | | | | | | | | | | | | |
| Motor Cabs | 919 | 13 | 6 | 11 | 4 | 6 | 5 | 4 | 9 | 5 | 3 | 2 | 10 | 997 |
| Maxicabs | 465 | 6 | 3 | 5 | 9 | 2 | 2 | 0 | 6 | 1 | 3 | 2 | 3 | 507 |
| Other Cabs | 7 | 0 | 0 | 0 | 0 | 0 | 0 | 0 | 0 | 0 | 0 | 0 | 0 | 7 |
| Total | 1391 | 19 | 9 | 16 | 13 | 8 | 7 | 4 | 15 | 6 | 6 | 4 | 13 | 1511 |
| Light passenger Vehicles | | | | | | | | | | | | | | |
| Auto rickshaws | 3310 | 3 | 6 | 8 | 8 | 8 | 7 | 31 | 14 | 16 | 11 | 13 | 12 | 3447 |
| 4 to 6 Seaters | 105 | 0 | 0 | 0 | 0 | 0 | 0 | 0 | 0 | 0 | 0 | 0 | 0 | 105 |
| Total | 3415 | 3 | 6 | 8 | 8 | 8 | 7 | 31 | 14 | 16 | 11 | 13 | 12 | 3552 |
| Other Vehicles | 1082 | 0 | 0 | 0 | 0 | 0 | 0 | 0 | 0 | 0 | 0 | 0 | 0 | 1082 |
| Total Transport Vehicles | 16678 | 117 | 74 | 69 | 85 | 63 | 74 | 97 | 127 | 64 | 113 | 84 | 82 | 17729 |
| Total(Transport+ NonTransport) | 235946 | 2203 | 2648 | 2729 | 2291 | 1820 | 2163 | 1883 | 3714 | 2562 | 2338 | 1989 | 1983 | 264271 |

24. Bailahongal (KA-24)

| Category of vehicles | 31.03.2014 | Vehicle newly Registered in the year 2014-15 | | | | | | | | | | | | 31.03.2015 |
|---------------------------------|------------|----------------------------------------------|------|------|------|------|------|-----|------|------|------|-----|-----|------------|
| | | April | may | june | july | Aug | Sept | Oct | Nov | Dec | Jan | Feb | Mar | |
| Two Wheelers | 135329 | 909 | 945 | 912 | 728 | 961 | 816 | 709 | 1621 | 1271 | 823 | 638 | 727 | 146389 |
| Cars | 5645 | 38 | 43 | 30 | 40 | 45 | 40 | 38 | 68 | 35 | 43 | 44 | 28 | 6137 |
| Jeeps | 275 | 0 | 0 | 0 | 0 | 0 | 0 | 0 | 0 | 0 | 0 | 0 | 0 | 275 |
| Omni buses | 2071 | 0 | 0 | 0 | 0 | 0 | 0 | 0 | 0 | 0 | 0 | 0 | 0 | 2071 |
| Trators | 10869 | 44 | 37 | 59 | 62 | 23 | 34 | 36 | 56 | 66 | 81 | 49 | 52 | 11468 |
| Trailors | 10218 | 32 | 25 | 42 | 18 | 24 | 36 | 39 | 52 | 46 | 65 | 65 | 35 | 10697 |
| Construction Equipment vehicle | 24 | 0 | 0 | 0 | 0 | 3 | 0 | 0 | 0 | 0 | 0 | 0 | 0 | 27 |
| Other Vehicles | 712 | 3 | 2 | 3 | 4 | 0 | 1 | 3 | 2 | 1 | 0 | 0 | 4 | 735 |
| Total Non-Transport Vehicle | 165143 | 1026 | 1052 | 1046 | 852 | 1056 | 927 | 825 | 1799 | 1419 | 1012 | 796 | 846 | 177799 |
| Goods Vehicle | | | | | | | | | | | | | | |
| Multi Axled/Articulated Vehicle | 60 | 10 | 10 | 5 | 0 | 0 | 0 | 0 | 0 | 0 | 0 | 0 | 0 | 85 |
| Trucks and Lorries | 4582 | 6 | 5 | 3 | 5 | 0 | 2 | 5 | 5 | 0 | 2 | 3 | 6 | 4624 |
| Total | 4642 | 16 | 15 | 8 | 5 | 0 | 2 | 5 | 5 | 0 | 2 | 3 | 6 | 4709 |
| Light Goods Vehicles | | | | | | | | | | | | | | |
| 4 Wheelers | 1642 | 8 | 6 | 5 | 0 | 16 | 32 | 39 | 54 | 36 | 28 | 28 | 25 | 1919 |
| 3 Wheelers | 343 | 5 | 4 | 3 | 4 | 6 | 4 | 5 | 6 | 2 | 0 | 1 | 0 | 383 |
| Total | 1985 | 13 | 10 | 8 | 4 | 22 | 36 | 44 | 60 | 38 | 28 | 29 | 25 | 2302 |
| Buses | | | | | | | | | | | | | | |
| Stage Carriages | 181 | 8 | 6 | 2 | 1 | 0 | 0 | 0 | 0 | 0 | 0 | 0 | 0 | 198 |
| Contract Carriages | 2 | 0 | 0 | 0 | 0 | 0 | 0 | 0 | 0 | 0 | 0 | 0 | 0 | 2 |
| Private Service Vehicles | 45 | 0 | 0 | 0 | 0 | 0 | 0 | 0 | 0 | 0 | 0 | 0 | 0 | 45 |
| Educational Institution Buses | 37 | 2 | 2 | 1 | 2 | 0 | 5 | 3 | 1 | 1 | 0 | 0 | 0 | 54 |
| Other Buses | 4 | 0 | 0 | 0 | 0 | 2 | 0 | 0 | 0 | 0 | 0 | 0 | 0 | 6 |
| Total | 269 | 10 | 8 | 3 | 3 | 2 | 5 | 3 | 1 | 1 | 0 | 0 | 0 | 305 |
| Taxies | | | | | | | | | | | | | | |
| Motor Cabs | 544 | 6 | 8 | 6 | 8 | 3 | 7 | 6 | 7 | 4 | 1 | 3 | 2 | 605 |
| Maxicabs | 295 | 4 | 4 | 5 | 6 | 7 | 2 | 6 | 8 | 8 | 7 | 3 | 4 | 359 |
| Other Cabs | 1 | 0 | 0 | 0 | 0 | 0 | 0 | 0 | 0 | 0 | 0 | 0 | 0 | 1 |
| Total | 840 | 10 | 12 | 11 | 14 | 10 | 9 | 12 | 15 | 12 | 8 | 6 | 6 | 965 |
| Light passenger Vehicles | | | | | | | | | | | | | | |
| Auto rickshaws | 1392 | 8 | 8 | 10 | 14 | 8 | 16 | 11 | 14 | 16 | 11 | 6 | 6 | 1520 |
| 4 to 6 Seaters | 75 | 2 | 3 | 2 | 2 | 0 | 0 | 0 | 0 | 0 | 0 | 0 | 0 | 84 |
| Total | 1467 | 10 | 11 | 12 | 16 | 8 | 16 | 11 | 14 | 16 | 11 | 6 | 6 | 1604 |
| Other Vehicles | 1031 | 4 | 3 | 1 | 5 | 0 | 0 | 0 | 0 | 0 | 0 | 0 | 0 | 1044 |
| Total Transport Vehicles | 10234 | 63 | 59 | 43 | 47 | 42 | 68 | 75 | 95 | 67 | 49 | 44 | 43 | 10929 |
| Total(Transport+ NonTransport) | 175377 | 1089 | 1111 | 1089 | 899 | 1098 | 995 | 900 | 1894 | 1486 | 1061 | 840 | 889 | 188728 |

25. Dharwad (KA-25)

| Category of vehicles | 31.03.2014 | Vehicle newly Registered in the year 2014-15 | | | | | | | | | | | | 31.03.2015 |
|---------------------------------|------------|----------------------------------------------|------|------|------|------|------|------|------|------|------|------|------|------------|
| | | April | may | june | july | Aug | Sept | Oct | Nov | Dec | Jan | Feb | Mar | |
| Two Wheelers | 284036 | 789 | 479 | 2906 | 2393 | 2416 | 2397 | 2078 | 4044 | 2474 | 2438 | 1959 | 2170 | 313306 |
| Cars | 40659 | 398 | 210 | 193 | 340 | 345 | 339 | 386 | 501 | 294 | 522 | 371 | 350 | 44908 |
| Jeeps | 1265 | 0 | 0 | 0 | 0 | 0 | 0 | 0 | 0 | 0 | 0 | 0 | 0 | 1265 |
| Omni buses | 5406 | 0 | 0 | 0 | 0 | 0 | 1 | 0 | 0 | 0 | 0 | 2 | 1 | 5410 |
| Tractors | 26172 | 51 | 62 | 78 | 68 | 45 | 10 | 19 | 36 | 64 | 103 | 33 | 65 | 26806 |
| Trailors | 11892 | 51 | 56 | 56 | 46 | 37 | 10 | 11 | 28 | 36 | 61 | 19 | 60 | 12363 |
| Construction Equipment vehicle | 245 | 0 | 0 | 0 | 0 | 0 | 0 | 0 | 0 | 0 | 0 | 0 | 0 | 245 |
| Other Vehicles | 2496 | 0 | 0 | 0 | 0 | 0 | 0 | 0 | 0 | 0 | 6 | 7 | 0 | 2509 |
| Total Non-Transport Vehicle | 372171 | 1289 | 807 | 3233 | 2847 | 2843 | 2757 | 2494 | 4609 | 2868 | 3130 | 2391 | 2646 | 406812 |
| Goods Vehicle | | | | | | | | | | | | | | |
| Multi Axled/Articulated Vehicle | 984 | 7 | 17 | 31 | 47 | 33 | 65 | 0 | 59 | 55 | 96 | 41 | 36 | 1471 |
| Trucks and Lorries | 2321 | 10 | 2 | 8 | 8 | 5 | 9 | 15 | 15 | 9 | 21 | 3 | 4 | 2430 |
| Total | 3305 | 17 | 19 | 39 | 55 | 38 | 74 | 15 | 74 | 64 | 117 | 44 | 40 | 3901 |
| Light Goods Vehicles | | | | | | | | | | | | | | |
| 4 Wheelers | 16559 | 101 | 68 | 70 | 61 | 70 | 92 | 8 | 79 | 71 | 95 | 64 | 73 | 17411 |
| 3 Wheelers | 5735 | 13 | 12 | 29 | 9 | 7 | 9 | 70 | 25 | 13 | 20 | 6 | 12 | 5960 |
| Total | 22294 | 114 | 80 | 99 | 70 | 77 | 101 | 78 | 104 | 84 | 115 | 70 | 85 | 23371 |
| Buses | | | | | | | | | | | | | | |
| Stage Carriages | 2455 | 13 | 6 | 2 | 0 | 0 | 0 | 0 | 7 | 0 | 0 | 8 | 0 | 2491 |
| Contract Carriages | 105 | 0 | 0 | 0 | 0 | 0 | 0 | 0 | 0 | 0 | 0 | 0 | 0 | 105 |
| Private Service Vehicles | 279 | 0 | 0 | 0 | 0 | 0 | 1 | 2 | 0 | 2 | 0 | 0 | 0 | 284 |
| Educational Institution Buses | 70 | 0 | 0 | 0 | 0 | 0 | 0 | 0 | 0 | 0 | 0 | 0 | 0 | 70 |
| Other Buses | 223 | 0 | 0 | 0 | 0 | 0 | 0 | 0 | 0 | 0 | 0 | 0 | 0 | 223 |
| Total | 3132 | 13 | 6 | 2 | 0 | 0 | 1 | 2 | 7 | 2 | 0 | 8 | 0 | 3173 |
| Taxies | | | | | | | | | | | | | | |
| Motor Cabs | 2833 | 27 | 14 | 14 | 16 | 21 | 23 | 9 | 18 | 8 | 20 | 25 | 30 | 3058 |
| Maxicabs | 2037 | 6 | 6 | 13 | 8 | 9 | 10 | 9 | 14 | 16 | 12 | 5 | 10 | 2155 |
| Other Cabs | 0 | 0 | 0 | 0 | 0 | 0 | 0 | 0 | 0 | 0 | 0 | 0 | 0 | 0 |
| Total | 4870 | 33 | 20 | 27 | 24 | 30 | 33 | 18 | 32 | 24 | 32 | 30 | 40 | 5213 |
| Light passenger Vehicles | | | | | | | | | | | | | | |
| Auto rickshaws | 11194 | 69 | 41 | 77 | 98 | 104 | 105 | 62 | 106 | 78 | 89 | 103 | 126 | 12252 |
| 4 to 6 Seaters | 346 | 0 | 1 | 0 | 0 | 0 | 4 | 0 | 0 | 1 | 0 | 0 | 0 | 352 |
| Total | 11540 | 69 | 42 | 77 | 98 | 104 | 109 | 62 | 106 | 79 | 89 | 103 | 126 | 12604 |
| Other Vehicles | 6353 | 92 | 43 | 11 | 20 | 8 | 7 | 8 | 8 | 5 | 0 | 0 | 8 | 6563 |
| Total Transport Vehicles | 51494 | 338 | 210 | 255 | 267 | 257 | 325 | 183 | 331 | 258 | 353 | 255 | 299 | 54825 |
| Total(Transport+ NonTransport) | 423665 | 1627 | 1017 | 3488 | 3114 | 3100 | 3082 | 2677 | 4940 | 3126 | 3483 | 2646 | 2945 | 461637 |

26.Gadag (KA-26)

| Category of vehicles | 31.03.2014 | Vehicle newly Registered in the year 2014-15 | | | | | | | | | | | | 31.03.2015 |
|---------------------------------|------------|----------------------------------------------|------|------|------|------|------|-----|-----|------|------|------|------|------------|
| | | April | may | june | july | Aug | Sept | Oct | Nov | Dec | Jan | Feb | Mar | |
| Two Wheelers | 83977 | 800 | 870 | 829 | 750 | 784 | 954 | 754 | 650 | 1538 | 902 | 918 | 850 | 94576 |
| Cars | 5242 | 38 | 42 | 76 | 50 | 78 | 61 | 58 | 50 | 69 | 69 | 40 | 48 | 5921 |
| Jeeps | 413 | 0 | 0 | 0 | 0 | 0 | 0 | 0 | 0 | 0 | 0 | 0 | 0 | 413 |
| Omni buses | 810 | 6 | 0 | 0 | 0 | 0 | 0 | 0 | 0 | 0 | 0 | 4 | 2 | 822 |
| Tractors | 11402 | 76 | 103 | 94 | 73 | 67 | 63 | 41 | 35 | 98 | 133 | 90 | 65 | 12340 |
| Trailors | 8402 | 48 | 40 | 40 | 45 | 27 | 32 | 29 | 25 | 32 | 67 | 51 | 34 | 8872 |
| Construction Equipment vehicle | 16 | 0 | 0 | 0 | 0 | 0 | 0 | 0 | 0 | 0 | 0 | 0 | 0 | 16 |
| Other Vehicles | 1019 | 0 | 0 | 0 | 0 | 0 | 0 | 0 | 0 | 0 | 0 | 0 | 0 | 1019 |
| Total Non-Transport Vehicle | 111281 | 968 | 1055 | 1039 | 918 | 956 | 1110 | 882 | 760 | 1737 | 1171 | 1103 | 999 | 123979 |
| Goods Vehicle | | | | | | | | | | | | | | |
| Multi Axled/Articulated Vehicle | 481 | 0 | 0 | 0 | 0 | 0 | 0 | 0 | 0 | 0 | 0 | 0 | 0 | 481 |
| Trucks and Lorries | 1814 | 5 | 6 | 7 | 10 | 8 | 5 | 2 | 2 | 2 | 9 | 9 | 7 | 1886 |
| Total | 2295 | 5 | 6 | 7 | 10 | 8 | 5 | 2 | 2 | 2 | 9 | 9 | 7 | 2367 |
| Light Goods Vehicles | | | | | | | | | | | | | | |
| 4 Wheelers | 2254 | 34 | 36 | 38 | 26 | 24 | 33 | 19 | 15 | 54 | 27 | 37 | 28 | 2625 |
| 3 Wheelers | 1459 | 8 | 3 | 18 | 15 | 3 | 13 | 14 | 12 | 10 | 9 | 12 | 18 | 1594 |
| Total | 3713 | 42 | 39 | 56 | 41 | 27 | 46 | 33 | 27 | 64 | 36 | 49 | 46 | 4219 |
| Buses | | | | | | | | | | | | | | |
| Stage Carriages | 564 | 23 | 5 | 0 | 0 | 0 | 0 | 0 | 0 | 8 | 2 | 8 | 2 | 612 |
| Contract Carriages | 24 | 0 | 0 | 0 | 0 | 0 | 0 | 0 | 0 | 0 | 0 | 0 | 0 | 24 |
| Private Service Vehicles | 24 | 0 | 0 | 0 | 0 | 0 | 0 | 0 | 0 | 0 | 0 | 0 | 0 | 24 |
| Educational Institution Buses | 50 | 1 | 0 | 5 | 3 | 3 | 2 | 1 | 1 | 0 | 0 | 1 | 0 | 67 |
| Other Buses | 3 | 0 | 0 | 0 | 0 | 0 | 0 | 0 | 0 | 0 | 0 | 0 | 0 | 3 |
| Total | 665 | 24 | 5 | 5 | 3 | 3 | 2 | 1 | 1 | 8 | 2 | 9 | 2 | 730 |
| Taxies | | | | | | | | | | | | | | |
| Motor Cabs | 1650 | 15 | 16 | 8 | 4 | 4 | 2 | 0 | 0 | 5 | 9 | 18 | 4 | 1735 |
| Maxicabs | 1255 | 6 | 4 | 10 | 10 | 5 | 2 | 2 | 2 | 4 | 7 | 10 | 4 | 1321 |
| Other Cabs | 10 | 0 | 0 | 0 | 0 | 0 | 0 | 0 | 0 | 0 | 0 | 0 | 0 | 10 |
| Total | 2915 | 21 | 20 | 18 | 14 | 9 | 4 | 2 | 2 | 9 | 16 | 28 | 8 | 3066 |
| Light passenger Vehicles | | | | | | | | | | | | | | |
| Auto rickshaws | 2965 | 1 | 2 | 2 | 0 | 0 | 1 | 1 | 1 | 0 | 0 | 11 | 9 | 2993 |
| 4 to 6 Seaters | 125 | 0 | 0 | 0 | 0 | 0 | 0 | 0 | 0 | 0 | 0 | 0 | 0 | 125 |
| Total | 3090 | 1 | 2 | 2 | 0 | 0 | 1 | 1 | 1 | 0 | 0 | 11 | 9 | 3118 |
| Other Vehicles | 1411 | 0 | 0 | 2 | 12 | 6 | 3 | 0 | 1 | 1 | 11 | 1 | 4 | 1452 |
| Total Transport Vehicles | 14089 | 93 | 72 | 90 | 80 | 53 | 61 | 39 | 34 | 84 | 74 | 107 | 76 | 14952 |
| Total(Transport+ NonTransport) | 125370 | 1061 | 1127 | 1129 | 998 | 1009 | 1171 | 921 | 794 | 1821 | 1245 | 1210 | 1075 | 138931 |

27. Haveri (KA-27)

| Category of vehicles | 31.03.2014 | Vehicle newly Registered in the year 2014-15 | | | | | | | | | | | | 31.03.2015 |
|---------------------------------|------------|----------------------------------------------|------|------|------|------|------|------|------|------|------|------|------|------------|
| | | April | may | june | july | Aug | Sept | Oct | Nov | Dec | Jan | Feb | Mar | |
| Two Wheelers | 154433 | 2210 | 1815 | 1947 | 2031 | 1166 | 1598 | 1330 | 2598 | 1345 | 2581 | 1678 | 1975 | 176707 |
| Cars | 7188 | 103 | 78 | 66 | 68 | 69 | 84 | 68 | 138 | 110 | 126 | 109 | 79 | 8286 |
| Jeeps | 500 | 0 | 0 | 0 | 0 | 0 | 0 | 0 | 0 | 0 | 0 | 0 | 0 | 500 |
| Omni buses | 1505 | 11 | 4 | 5 | 8 | 4 | 8 | 6 | 8 | 6 | 5 | 4 | 6 | 1580 |
| Tractors | 13131 | 118 | 121 | 55 | 88 | 51 | 67 | 63 | 182 | 150 | 91 | 73 | 89 | 14279 |
| Trailors | 9207 | 28 | 19 | 28 | 41 | 17 | 28 | 21 | 69 | 50 | 38 | 49 | 24 | 9619 |
| Construction Equipment vehicle | 74 | 0 | 0 | 0 | 0 | 0 | 0 | 0 | 0 | 0 | 0 | 0 | 0 | 74 |
| Other Vehicles | 1825 | 3 | 5 | 3 | 5 | 7 | 9 | 7 | 6 | 0 | 7 | 9 | 11 | 1897 |
| Total Non-Transport Vehicle | 187863 | 2473 | 2042 | 2104 | 2241 | 1314 | 1794 | 1495 | 3001 | 1661 | 2848 | 1922 | 2184 | 212942 |
| Goods Vehicle | | | | | | | | | | | | | | |
| Multi Axled/Articulated Vehicle | 734 | 0 | 0 | 0 | 0 | 0 | 0 | 0 | 0 | 0 | 0 | 0 | 0 | 734 |
| Trucks and Lorries | 2971 | 21 | 21 | 24 | 0 | 37 | 35 | 33 | 38 | 24 | 28 | 19 | 21 | 3272 |
| Total | 3705 | 21 | 21 | 24 | 0 | 37 | 35 | 33 | 38 | 24 | 28 | 19 | 21 | 4006 |
| Light Goods Vehicles | | | | | | | | | | | | | | |
| 4 Wheelers | 2716 | 17 | 20 | 22 | 0 | 31 | 38 | 42 | 49 | 52 | 59 | 14 | 23 | 3083 |
| 3 Wheelers | 2440 | 38 | 42 | 48 | 0 | 59 | 42 | 45 | 52 | 21 | 26 | 11 | 28 | 2852 |
| Total | 5156 | 55 | 62 | 70 | 0 | 90 | 80 | 87 | 101 | 73 | 85 | 25 | 51 | 5935 |
| Buses | | | | | | | | | | | | | | |
| Stage Carriages | 855 | 2 | 0 | 0 | 0 | 0 | 0 | 0 | 0 | 0 | 0 | 0 | 1 | 858 |
| Contract Carriages | 10 | 0 | 0 | 0 | 0 | 0 | 0 | 0 | 0 | 0 | 0 | 0 | 0 | 10 |
| Private Service Vehicles | 26 | 0 | 0 | 0 | 0 | 0 | 0 | 0 | 0 | 0 | 0 | 0 | 0 | 26 |
| Educational Institution Buses | 34 | 2 | 5 | 7 | 0 | 7 | 5 | 3 | 5 | 4 | 6 | 5 | 8 | 91 |
| Other Buses | 16 | 4 | 3 | 5 | 0 | 4 | 3 | 5 | 4 | 3 | 4 | 3 | 3 | 57 |
| Total | 941 | 8 | 8 | 12 | 0 | 11 | 8 | 8 | 9 | 7 | 10 | 8 | 12 | 1042 |
| Taxies | | | | | | | | | | | | | | |
| Motor Cabs | 2095 | 28 | 30 | 23 | 0 | 35 | 33 | 38 | 45 | 41 | 44 | 49 | 53 | 2514 |
| Maxicabs | 1325 | 9 | 11 | 17 | 0 | 21 | 28 | 32 | 39 | 12 | 18 | 16 | 21 | 1549 |
| Other Cabs | 0 | | | | | | | | | | | 0 | 0 | 0 |
| Total | 3420 | 37 | 41 | 40 | 0 | 56 | 61 | 70 | 84 | 53 | 62 | 65 | 74 | 4063 |
| Light passenger Vehicles | | | | | | | | | | | | | | |
| Auto rickshaws | 4155 | 32 | 18 | 28 | 0 | 48 | 57 | 61 | 68 | 18 | 23 | 21 | 28 | 4557 |
| 4 to 6 Seaters | 239 | 5 | 8 | 12 | 0 | 21 | 26 | 35 | 39 | 45 | 49 | 45 | 51 | 575 |
| Total | 4394 | 37 | 26 | 40 | 0 | 69 | 83 | 96 | 107 | 63 | 72 | 66 | 79 | 5132 |
| Other Vehicles | 1941 | 2 | 4 | 3 | 0 | 3 | 2 | 4 | 3 | 5 | 7 | 7 | 9 | 1990 |
| Total Transport Vehicles | 19557 | 160 | 162 | 189 | 0 | 266 | 269 | 298 | 342 | 225 | 264 | 190 | 246 | 22168 |
| Total(Transport+ NonTransport) | 207420 | 2633 | 2204 | 2293 | 2241 | 1580 | 2063 | 1793 | 3343 | 1886 | 3112 | 2112 | 2430 | 235110 |

28. Vijayapura (KA-28)

| Category of vehicles | 31.03.2014 | Vehicle newly Registered in the year 2014-15 | | | | | | | | | | | 31.03.2015 | |
|---------------------------------|------------|----------------------------------------------|------|------|------|------|------|------|------|------|------|------|------------|--------|
| | | April | may | june | july | Aug | Sept | Oct | Nov | Dec | Jan | Feb | | Mar |
| Two Wheelers | 169478 | 2637 | 2401 | 2505 | 2543 | 2407 | 2552 | 2004 | 3112 | 2449 | 2323 | 2240 | 1825 | 198476 |
| Cars | 8648 | 203 | 188 | 201 | 180 | 189 | 201 | 176 | 168 | 82 | 201 | 156 | 138 | 10731 |
| Jeeps | 1372 | 4 | 6 | 0 | 0 | 0 | 0 | 35 | 46 | 32 | 41 | 28 | 35 | 1599 |
| Omni buses | 3154 | 6 | 2 | 0 | 0 | 0 | 1 | 10 | 0 | 0 | 0 | 0 | 0 | 3173 |
| Tractors | 17002 | 228 | 291 | 283 | 266 | 225 | 226 | 132 | 255 | 222 | 260 | 188 | 352 | 19930 |
| Trailors | 12066 | 92 | 122 | 203 | 217 | 163 | 228 | 142 | 165 | 123 | 126 | 79 | 93 | 13819 |
| Construction Equipment vehicle | 180 | 0 | 0 | 0 | 0 | 0 | 0 | 0 | 0 | 0 | 0 | 0 | 0 | 180 |
| Other Vehicles | 1789 | 18 | 23 | 43 | 68 | 0 | 35 | 18 | 8 | 14 | 16 | 10 | 9 | 2051 |
| Total Non-Transport Vehicle | 213689 | 3188 | 3033 | 3235 | 3274 | 2984 | 3243 | 2517 | 3754 | 2922 | 2967 | 2701 | 2452 | 249959 |
| Goods Vehicle | | | | | | | | | | | | | | |
| Multi Axled/Articulated Vehicle | 986 | 8 | 4 | 7 | 3 | 8 | 1 | 13 | 5 | 12 | 0 | 29 | 34 | 1110 |
| Trucks and Lorries | 2955 | 44 | 46 | 59 | 54 | 41 | 23 | 36 | 50 | 23 | 48 | 14 | 5 | 3398 |
| Total | 3941 | 52 | 50 | 66 | 57 | 49 | 24 | 49 | 55 | 35 | 48 | 43 | 39 | 4508 |
| Light Goods Vehicles | | | | | | | | | | | | | | |
| 4 Wheelers | 3154 | 78 | 61 | 63 | 81 | 83 | 68 | 67 | 88 | 47 | 106 | 75 | 67 | 4038 |
| 3 Wheelers | 2524 | 33 | 35 | 31 | 45 | 33 | 34 | 48 | 42 | 49 | 34 | 27 | 39 | 2974 |
| Total | 5678 | 111 | 96 | 94 | 126 | 116 | 102 | 115 | 130 | 96 | 140 | 102 | 106 | 7012 |
| Buses | | | | | | | | | | | | | | |
| Stage Carriages | 829 | 2 | 2 | 2 | 12 | 0 | 0 | 0 | 4 | 0 | 0 | 0 | 0 | 851 |
| Contract Carriages | 30 | 0 | 0 | 0 | 0 | 0 | 0 | 0 | 0 | 0 | 0 | 0 | 0 | 30 |
| Private Service Vehicles | 21 | 0 | 0 | 0 | 0 | 0 | 0 | 0 | 1 | 0 | 0 | 0 | 1 | 23 |
| Educational Institution Buses | 146 | 0 | 2 | 16 | 23 | 8 | 9 | 5 | 2 | 2 | 0 | 0 | 0 | 213 |
| Other Buses | 136 | 0 | 0 | 0 | 0 | 0 | 0 | 0 | 0 | 0 | 0 | 0 | 0 | 136 |
| Total | 1162 | 2 | 4 | 18 | 35 | 8 | 9 | 5 | 7 | 2 | 0 | 0 | 1 | 1253 |
| Taxis | | | | | | | | | | | | | | |
| Motor Cabs | 2164 | 25 | 10 | 15 | 13 | 11 | 12 | 9 | 16 | 10 | 11 | 11 | 10 | 2317 |
| Maxicabs | 1477 | 15 | 13 | 9 | 7 | 5 | 10 | 11 | 7 | 8 | 7 | 12 | 7 | 1588 |
| Other Cabs | 1 | 3 | 1 | 2 | 3 | 4 | 3 | 0 | 0 | 0 | 0 | 0 | 0 | 17 |
| Total | 3642 | 43 | 24 | 26 | 23 | 20 | 25 | 20 | 23 | 18 | 18 | 23 | 17 | 3922 |
| Light passenger Vehicles | | | | | | | | | | | | | | |
| Auto rickshaws | 3360 | 21 | 16 | 37 | 32 | 50 | 44 | 33 | 35 | 27 | 52 | 51 | 18 | 3776 |
| 4 to 6 Seaters | 310 | 0 | 0 | 0 | 0 | 0 | 0 | 0 | 0 | 0 | 0 | 0 | 0 | 310 |
| Total | 3670 | 21 | 16 | 37 | 32 | 50 | 44 | 33 | 35 | 27 | 52 | 51 | 18 | 4086 |
| Other Vehicles | 2585 | 3 | 11 | 13 | 15 | 12 | 16 | 3 | 3 | 1 | 9 | 1 | 1 | 2673 |
| Total Transport Vehicles | 20678 | 232 | 201 | 254 | 288 | 255 | 220 | 225 | 253 | 179 | 267 | 220 | 182 | 23454 |
| Total(Transport+ NonTransport) | 234367 | 3420 | 3234 | 3489 | 3562 | 3239 | 3463 | 2742 | 4007 | 3101 | 3234 | 2921 | 2634 | 273413 |

29. Bagalkote (KA-29)

| Category of vehicles | 31.03.2014 | Vehicle newly Registered in the year 2014-15 | | | | | | | | | | | | 31.03.2015 |
|---------------------------------|------------|----------------------------------------------|------|------|------|------|------|------|------|------|------|------|------|------------|
| | | April | may | june | july | Aug | Sept | Oct | Nov | Dec | Jan | Feb | Mar | |
| Two Wheelers | 99082 | 1105 | 1199 | 1160 | 1174 | 989 | 1333 | 925 | 1915 | 1143 | 983 | 928 | 967 | 112903 |
| Cars | 4746 | 99 | 86 | 77 | 74 | 65 | 84 | 82 | 90 | 63 | 91 | 100 | 45 | 5702 |
| Jeeps | 453 | 0 | 0 | 0 | 0 | 0 | 0 | 0 | 0 | 0 | 0 | 0 | 0 | 453 |
| Omni buses | 2564 | 1 | 1 | 2 | 1 | 0 | 2 | 0 | 3 | 0 | 2 | 3 | 19 | 2598 |
| Tractors | 10608 | 67 | 61 | 56 | 64 | 45 | 50 | 57 | 46 | 95 | 84 | 85 | 66 | 11384 |
| Trailors | 9318 | 52 | 89 | 75 | 94 | 30 | 31 | 41 | 25 | 53 | 64 | 52 | 47 | 9971 |
| Construction Equipment vehicle | 180 | 2 | 2 | 0 | 5 | 0 | 1 | 2 | 1 | 3 | 4 | 1 | 5 | 206 |
| Other Vehicles | 372 | 0 | 0 | 0 | 0 | 0 | 0 | 0 | 0 | 0 | 0 | 0 | 0 | 372 |
| Total Non-Transport Vehicle | 127323 | 1326 | 1438 | 1370 | 1412 | 1129 | 1501 | 1107 | 2080 | 1357 | 1228 | 1169 | 1149 | 143589 |
| Goods Vehicle | | | | | | | | | | | | | | |
| Multi Axled/Articulated Vehicle | 223 | 0 | 5 | 3 | 0 | 0 | 0 | 13 | 7 | 1 | 2 | 13 | 2 | 269 |
| Trucks and Lorries | 1114 | 6 | 10 | 7 | 8 | 16 | 5 | 17 | 2 | 4 | 7 | 4 | 3 | 1203 |
| Total | 1337 | 6 | 15 | 10 | 8 | 16 | 5 | 30 | 9 | 5 | 9 | 17 | 5 | 1472 |
| Light Goods Vehicles | | | | | | | | | | | | | | |
| 4 Wheelers | 1392 | 58 | 28 | 35 | 49 | 45 | 33 | 40 | 58 | 33 | 23 | 30 | 30 | 1854 |
| 3 Wheelers | 1578 | 5 | 8 | 6 | 0 | 16 | 6 | 15 | 11 | 4 | 11 | 18 | 3 | 1681 |
| Total | 2970 | 63 | 36 | 41 | 49 | 61 | 39 | 55 | 69 | 37 | 34 | 48 | 33 | 3535 |
| Buses | | | | | | | | | | | | | | |
| Stage Carriages | 696 | 11 | 6 | 6 | 0 | 0 | 0 | 0 | 4 | 8 | 0 | 5 | 0 | 736 |
| Contract Carriages | 8 | 0 | 0 | 0 | 0 | 0 | 0 | 0 | 0 | 0 | 0 | 0 | 0 | 8 |
| Private Service Vehicles | 23 | 0 | 0 | 0 | 0 | 0 | 0 | 0 | 0 | 0 | 0 | 0 | 0 | 23 |
| Educational Institution Buses | 60 | 1 | 1 | 2 | 13 | 12 | 7 | 0 | 1 | 1 | 1 | 0 | 0 | 99 |
| Other Buses | 7 | 0 | 0 | 0 | 0 | 0 | 0 | 0 | 0 | 0 | 0 | 0 | 0 | 7 |
| Total | 794 | 12 | 7 | 8 | 13 | 12 | 7 | 0 | 5 | 9 | 1 | 5 | 0 | 873 |
| Taxies | | | | | | | | | | | | | | |
| Motor Cabs | 991 | 13 | 10 | 8 | 11 | 8 | 16 | 5 | 17 | 14 | 27 | 17 | 13 | 1150 |
| Maxicabs | 925 | 6 | 5 | 10 | 10 | 8 | 15 | 8 | 6 | 5 | 7 | 4 | 5 | 1014 |
| Other Cabs | 0 | 0 | 0 | 0 | 0 | 0 | 0 | 0 | 0 | 0 | 0 | 0 | 0 | 0 |
| Total | 1916 | 19 | 15 | 18 | 21 | 16 | 31 | 13 | 23 | 19 | 34 | 21 | 18 | 2164 |
| Light passenger Vehicles | | | | | | | | | | | | | | |
| Auto rickshaws | 2694 | 33 | 52 | 56 | 60 | 55 | 68 | 46 | 80 | 80 | 65 | 128 | 65 | 3482 |
| 4 to 6 Seaters | 148 | 0 | 0 | 0 | 0 | 0 | 0 | 0 | 0 | 0 | 0 | 0 | 0 | 148 |
| Total | 2842 | 33 | 52 | 56 | 60 | 55 | 68 | 46 | 80 | 80 | 65 | 128 | 65 | 3630 |
| Other Vehicles | 1641 | 18 | 0 | 1 | 2 | 0 | 0 | 0 | 0 | 1 | 1 | 0 | 0 | 1664 |
| Total Transport Vehicles | 11500 | 151 | 125 | 134 | 153 | 160 | 150 | 144 | 186 | 151 | 144 | 219 | 121 | 13338 |
| Total(Transport+ NonTransport) | 138823 | 1477 | 1563 | 1504 | 1565 | 1289 | 1651 | 1251 | 2266 | 1508 | 1372 | 1388 | 1270 | 156927 |

30. Karwar (KA-30)

| Category of vehicles | 31.03.2014 | Vehicle newly Registered in the year 2014-15 | | | | | | | | | | | | 31.03.2015 |
|---------------------------------|------------|----------------------------------------------|-----|------|------|-----|------|-----|-----|-----|-----|-----|-----|------------|
| | | April | may | june | july | Aug | Sept | Oct | Nov | Dec | Jan | Feb | Mar | |
| Two Wheelers | 85345 | 389 | 371 | 373 | 260 | 280 | 439 | 708 | 750 | 504 | 484 | 431 | 432 | 90766 |
| Cars | 5289 | 40 | 35 | 23 | 21 | 17 | 47 | 47 | 60 | 30 | 28 | 49 | 35 | 5721 |
| Jeeps | 140 | 0 | 0 | 0 | 0 | 0 | 0 | 0 | 0 | 0 | 0 | 0 | 2 | 142 |
| Omni buses | 798 | 8 | 3 | 3 | 3 | 1 | 1 | 0 | 0 | 0 | 0 | 0 | 1 | 818 |
| Tractors | 1510 | 0 | 0 | 0 | 0 | 0 | 0 | 0 | 0 | 0 | 0 | 0 | 0 | 1510 |
| Trailors | 222 | 0 | 0 | 0 | 0 | 0 | 0 | 0 | 0 | 0 | 0 | 0 | 0 | 222 |
| Construction Equipment vehicle | 21 | 0 | 0 | 0 | 0 | 0 | 0 | 0 | 0 | 0 | 0 | 0 | 0 | 21 |
| Other Vehicles | 30 | 0 | 0 | 0 | 0 | 0 | 0 | 0 | 0 | 0 | 0 | 0 | 0 | 30 |
| Total Non-Transport Vehicle | 93355 | 437 | 409 | 399 | 284 | 298 | 487 | 755 | 810 | 534 | 512 | 480 | 470 | 99230 |
| Goods Vehicle | | | | | | | | | | | | | | |
| Multi Axled/Articulated Vehicle | 128 | 0 | 3 | 4 | 4 | 3 | 2 | 5 | 13 | 11 | 4 | 10 | 5 | 192 |
| Trucks and Lorries | 2360 | 4 | 1 | 1 | 1 | 2 | 2 | 0 | 1 | 4 | 2 | 4 | 1 | 2383 |
| Total | 2488 | 4 | 4 | 5 | 5 | 5 | 4 | 5 | 14 | 15 | 6 | 14 | 6 | 2575 |
| Light Goods Vehicles | | | | | | | | | | | | | | |
| 4 Wheelers | 788 | 10 | 5 | 7 | 8 | 4 | 16 | 16 | 13 | 7 | 16 | 15 | 9 | 914 |
| 3 Wheelers | 972 | 1 | 1 | 0 | 1 | 3 | 9 | 2 | 6 | 0 | 1 | 2 | 0 | 998 |
| Total | 1760 | 11 | 6 | 7 | 9 | 7 | 25 | 18 | 19 | 7 | 17 | 17 | 9 | 1912 |
| Buses | | | | | | | | | | | | | | |
| Stage Carriages | 440 | 0 | 0 | 0 | 0 | 0 | 0 | 0 | 0 | 0 | 0 | 0 | 0 | 440 |
| Contract Carriages | 2 | 2 | 0 | 0 | 0 | 0 | 0 | 0 | 0 | 0 | 0 | 0 | 0 | 4 |
| Private Service Vehicles | 30 | 0 | 0 | 0 | 0 | 0 | 0 | 0 | 0 | 0 | 4 | 6 | 0 | 40 |
| Educational Institution Buses | 24 | 0 | 0 | 0 | 0 | 0 | 0 | 0 | 0 | 0 | 0 | 0 | 0 | 24 |
| Other Buses | 3 | 0 | 0 | 0 | 0 | 0 | 0 | 0 | 0 | 0 | 0 | 0 | 0 | 3 |
| Total | 499 | 2 | 0 | 0 | 0 | 0 | 0 | 0 | 0 | 0 | 4 | 6 | 0 | 511 |
| Taxies | | | | | | | | | | | | | | |
| Motor Cabs | 739 | 10 | 6 | 4 | 5 | 2 | 18 | 28 | 11 | 18 | 26 | 13 | 7 | 887 |
| Maxicabs | 376 | 3 | 2 | 0 | 0 | 2 | 3 | 2 | 1 | 2 | 2 | 2 | 3 | 398 |
| Other Cabs | 4 | 0 | 0 | 0 | 0 | 0 | 1 | 0 | 0 | 0 | 0 | 0 | 0 | 5 |
| Total | 1119 | 13 | 8 | 4 | 5 | 4 | 22 | 30 | 12 | 20 | 28 | 15 | 10 | 1290 |
| Light passenger Vehicles | | | | | | | | | | | | | | |
| Auto rickshaws | 1411 | 6 | 9 | 9 | 7 | 1 | 3 | 5 | 11 | 6 | 14 | 6 | 14 | 1502 |
| 4 to 6 Seaters | 128 | 0 | 0 | 0 | 0 | 0 | 0 | 0 | 0 | 0 | 0 | 0 | 0 | 129 |
| Total | 1539 | 6 | 9 | 9 | 7 | 1 | 3 | 5 | 11 | 6 | 14 | 6 | 14 | 1631 |
| Other Vehicles | 1357 | 0 | 0 | 0 | 0 | 0 | 0 | 0 | 1 | 1 | 1 | 0 | 0 | 1360 |
| Total Transport Vehicles | 8762 | 36 | 27 | 25 | 26 | 17 | 55 | 58 | 57 | 49 | 70 | 58 | 39 | 9279 |
| Total(Transport+ NonTransport) | 102117 | 473 | 436 | 424 | 310 | 315 | 542 | 813 | 867 | 583 | 582 | 538 | 509 | 108509 |

31. Sirsi (KA-31)

| Category of vehicles | 31.03.2014 | Vehicle newly Registered in the year 2014-15 | | | | | | | | | | | | 31.03.2015 |
|---------------------------------|------------|----------------------------------------------|-----|------|------|-----|------|-----|------|------|-----|-----|------|------------|
| | | April | may | june | july | Aug | Sept | Oct | Nov | Dec | Jan | Feb | Mar | |
| Two Wheelers | 58672 | 872 | 836 | 890 | 664 | 497 | 715 | 743 | 1632 | 1025 | 829 | 858 | 917 | 69150 |
| Cars | 5631 | 50 | 67 | 42 | 45 | 40 | 41 | 56 | 82 | 54 | 60 | 52 | 50 | 6270 |
| Jeeps | 357 | 0 | 0 | 0 | 0 | 0 | 0 | 0 | 0 | 0 | 0 | 0 | 0 | 357 |
| Omni buses | 687 | 16 | 17 | 33 | 24 | 32 | 54 | 18 | 44 | 0 | 40 | 17 | 45 | 1027 |
| Tractors | 1241 | 8 | 5 | 7 | 9 | 13 | 7 | 6 | 6 | 6 | 14 | 7 | 14 | 1343 |
| Trailors | 1156 | 8 | 2 | 4 | 6 | 3 | 4 | 5 | 3 | 5 | 6 | 3 | 4 | 1209 |
| Construction Equipment vehicle | 61 | 0 | 0 | 0 | 0 | 0 | 0 | 0 | 0 | 0 | 0 | 0 | 0 | 61 |
| Other Vehicles | 65 | 0 | 1 | 0 | 0 | 1 | 0 | 2 | 3 | 0 | 1 | 1 | 1 | 75 |
| Total Non-Transport Vehicle | 67870 | 954 | 928 | 976 | 748 | 586 | 821 | 830 | 1770 | 1090 | 950 | 938 | 1031 | 79492 |
| Goods Vehicle | | | | | | | | | | | | | | |
| Multi Axled/Articulated Vehicle | 450 | 0 | 0 | 0 | 0 | 0 | 0 | 0 | 0 | 0 | 0 | 0 | 0 | 450 |
| Trucks and Lorries | 1383 | 2 | 0 | 2 | 0 | 1 | 5 | 6 | 4 | 2 | 2 | 4 | 5 | 1416 |
| Total | 1833 | 2 | 0 | 2 | 0 | 1 | 5 | 6 | 4 | 2 | 2 | 4 | 5 | 1866 |
| Light Goods Vehicles | | | | | | | | | | | | | | |
| 4 Wheelers | 821 | 32 | 36 | 26 | 21 | 25 | 33 | 28 | 36 | 44 | 21 | 18 | 23 | 1164 |
| 3 Wheelers | 953 | 0 | 0 | 0 | 0 | 0 | 0 | 0 | 15 | 0 | 1 | 8 | 5 | 982 |
| Total | 1774 | 32 | 36 | 26 | 21 | 25 | 33 | 28 | 51 | 44 | 22 | 26 | 28 | 2146 |
| Buses | | | | | | | | | | | | | | |
| Stage Carriages | 378 | 0 | 2 | 0 | 0 | 0 | 0 | 0 | 0 | 9 | 0 | 0 | 0 | 389 |
| Contract Carriages | 0 | 0 | 0 | 0 | 0 | 0 | 0 | 0 | 0 | 0 | 0 | 0 | 0 | 0 |
| Private Service Vehicles | 19 | 0 | 1 | 0 | 0 | 0 | 0 | 0 | 0 | 0 | 0 | 0 | 0 | 20 |
| Educational Institution Buses | 24 | 0 | 0 | 0 | 0 | 1 | 0 | 1 | 0 | 0 | 0 | 0 | 0 | 26 |
| Other Buses | 0 | 0 | 0 | 0 | 0 | 0 | 0 | 0 | 0 | 0 | 0 | 0 | 0 | 0 |
| Total | 421 | 0 | 3 | 0 | 0 | 1 | 0 | 1 | 0 | 9 | 0 | 0 | 0 | 435 |
| Taxies | | | | | | | | | | | | | | |
| Motor Cabs | 506 | 2 | 2 | 5 | 0 | 3 | 0 | 2 | 5 | 18 | 12 | 13 | 2 | 570 |
| Maxicabs | 328 | 0 | 0 | 3 | 0 | 0 | 2 | 2 | 6 | 1 | 1 | 3 | 0 | 346 |
| Other Cabs | 0 | 0 | 0 | 0 | 0 | 0 | 0 | 0 | 0 | 0 | 0 | 0 | 0 | 0 |
| Total | 834 | 2 | 2 | 8 | 0 | 3 | 2 | 4 | 11 | 19 | 13 | 16 | 2 | 916 |
| Light passenger Vehicles | | | | | | | | | | | | | | |
| Auto rickshaws | 1256 | 6 | 3 | 3 | 4 | 3 | 5 | 4 | 0 | 6 | 4 | 6 | 4 | 1304 |
| 4 to 6 Seaters | 74 | 0 | 0 | 0 | 0 | 0 | 0 | 0 | 0 | 0 | 0 | 0 | 0 | 74 |
| Total | 1330 | 6 | 3 | 3 | 4 | 3 | 5 | 4 | 0 | 6 | 4 | 6 | 4 | 1378 |
| Other Vehicles | 695 | 0 | 1 | 0 | 0 | 0 | 0 | 0 | 0 | 0 | 0 | 0 | 0 | 696 |
| Total Transport Vehicles | 6887 | 42 | 45 | 39 | 25 | 33 | 45 | 43 | 66 | 80 | 41 | 52 | 39 | 7437 |
| Total(Transport+ NonTransport) | 74757 | 996 | 973 | 1015 | 773 | 619 | 866 | 873 | 1836 | 1170 | 991 | 990 | 1070 | 86929 |

32. Kalburgi (KA-32)

| Category of vehicles | 31.03.2014 | Vehicle newly Registered in the year 2014-15 | | | | | | | | | | | | 31.03.2015 |
|---------------------------------|------------|----------------------------------------------|------|------|------|------|------|------|------|------|------|------|------|------------|
| | | April | may | june | july | Aug | Sept | Oct | Nov | Dec | Jan | Feb | Mar | |
| Two Wheelers | 220164 | 2201 | 2586 | 2375 | 2539 | 2132 | 2147 | 1756 | 2586 | 1480 | 2229 | 2000 | 2046 | 246241 |
| Cars | 11413 | 130 | 92 | 105 | 90 | 124 | 79 | 159 | 106 | 64 | 129 | 100 | 77 | 12668 |
| Jeeps | 2948 | 35 | 53 | 43 | 35 | 28 | 44 | 13 | 43 | 10 | 0 | 5 | 35 | 3292 |
| Omni buses | 6060 | 0 | 0 | 5 | 3 | 0 | 6 | 6 | 2 | 9 | 50 | 1 | 7 | 6149 |
| Tractors | 13557 | 105 | 102 | 112 | 77 | 52 | 49 | 42 | 102 | 101 | 0 | 119 | 137 | 14555 |
| Trailors | 9114 | 52 | 47 | 56 | 69 | 80 | 52 | 32 | 66 | 35 | 129 | 57 | 79 | 9898 |
| Construction Equipment vehicle | 0 | 0 | 0 | 0 | 0 | 0 | 0 | 0 | 0 | 0 | 62 | 0 | 0 | 62 |
| Other Vehicles | 381 | 0 | 0 | 0 | 0 | 0 | 0 | 0 | 0 | 0 | 0 | 0 | 0 | 381 |
| Total Non-Transport Vehicle | 263637 | 2523 | 2880 | 2696 | 2813 | 2416 | 2377 | 2008 | 2905 | 1729 | 2599 | 2282 | 2381 | 293246 |
| Goods Vehicle | | | | | | | | | | | | | | |
| Multi Axled/Articulated Vehicle | 564 | 7 | 2 | 8 | 5 | 12 | 20 | 9 | 9 | 12 | 8 | 18 | 19 | 693 |
| Trucks and Lorries | 6131 | 19 | 10 | 6 | 7 | 3 | 0 | 9 | 1 | 4 | 10 | 13 | 8 | 6221 |
| Total | 6695 | 26 | 12 | 14 | 12 | 15 | 20 | 18 | 10 | 16 | 18 | 31 | 27 | 6914 |
| Light Goods Vehicles | | | | | | | | | | | | | | |
| 4 Wheelers | 3131 | 38 | 36 | 29 | 52 | 57 | 40 | 46 | 35 | 34 | 52 | 42 | 68 | 3660 |
| 3 Wheelers | 4221 | 29 | 54 | 46 | 30 | 38 | 37 | 56 | 39 | 26 | 51 | 26 | 32 | 4685 |
| Total | 7352 | 67 | 90 | 75 | 82 | 95 | 77 | 102 | 74 | 60 | 103 | 68 | 100 | 8345 |
| Buses | | | | | | | | | | | | | | |
| Stage Carriages | 996 | 0 | 39 | 18 | 16 | 6 | 1 | 2 | 0 | 2 | 0 | 0 | 0 | 1080 |
| Contract Carriages | 68 | 0 | 0 | 0 | 0 | 0 | 0 | 0 | 0 | 0 | 0 | 0 | 1 | 69 |
| Private Service Vehicles | 14 | 0 | 0 | 0 | 0 | 0 | 0 | 0 | 0 | 0 | 0 | 0 | 0 | 14 |
| Educational Institution Buses | 433 | 1 | 3 | 18 | 34 | 0 | 2 | 5 | 2 | 2 | 0 | 1 | 0 | 501 |
| Other Buses | 10 | 0 | 0 | 0 | 0 | 0 | 0 | 0 | 0 | 0 | 0 | 0 | 0 | 10 |
| Total | 1521 | 1 | 42 | 36 | 50 | 6 | 3 | 7 | 2 | 4 | 0 | 1 | 1 | 1674 |
| Taxies | | | | | | | | | | | | | | |
| Motor Cabs | 1894 | 9 | 5 | 7 | 8 | 5 | 8 | 13 | 5 | 5 | 9 | 14 | 7 | 1989 |
| Maxicabs | 1360 | 7 | 6 | 2 | 4 | 5 | 6 | 13 | 3 | 3 | 2 | 10 | 14 | 1435 |
| Other Cabs | 26 | 0 | 0 | 0 | 0 | 0 | 0 | 0 | 0 | 0 | 0 | 0 | 11 | 37 |
| Total | 3280 | 16 | 11 | 9 | 12 | 10 | 14 | 26 | 8 | 8 | 11 | 24 | 32 | 3461 |
| Light passenger Vehicles | | | | | | | | | | | | | | |
| Auto rickshaws | 7624 | 53 | 52 | 54 | 65 | 45 | 48 | 55 | 67 | 33 | 72 | 52 | 31 | 8251 |
| 4 to 6 Seaters | 241 | 0 | 0 | 0 | 0 | 0 | 1 | 1 | 1 | 0 | 1 | 0 | 0 | 245 |
| Total | 7865 | 53 | 52 | 54 | 65 | 45 | 49 | 56 | 68 | 33 | 73 | 52 | 31 | 8496 |
| Other Vehicles | 4306 | 8 | 1 | 0 | 2 | 2 | 6 | 8 | 6 | 2 | 4 | 4 | 4 | 4353 |
| Total Transport Vehicles | 31019 | 171 | 208 | 188 | 223 | 173 | 169 | 217 | 168 | 123 | 209 | 180 | 195 | 33243 |
| Total(Transport+ NonTransport) | 294656 | 2694 | 3088 | 2884 | 3036 | 2589 | 2546 | 2225 | 3073 | 1852 | 2808 | 2462 | 2576 | 326489 |

33.Yadgiri (KA-33)

| Category of vehicles | 31.03.2014 | Vehicle newly Registered in the year 2014-15 | | | | | | | | | | | | 31.03.2015 |
|---------------------------------|------------|----------------------------------------------|------|------|------|------|------|-----|------|-----|------|-----|------|------------|
| | | April | may | june | july | Aug | Sept | Oct | Nov | Dec | Jan | Feb | Mar | |
| Two Wheelers | 59937 | 1187 | 1073 | 1352 | 800 | 805 | 947 | 737 | 978 | 688 | 816 | 646 | 894 | 70860 |
| Cars | 2772 | 57 | 61 | 72 | 20 | 20 | 56 | 23 | 42 | 48 | 52 | 36 | 46 | 3305 |
| Jeeps | 1275 | 0 | 0 | 0 | 0 | 0 | 0 | 0 | 0 | 0 | 0 | 0 | 1 | 1276 |
| Omni buses | 1204 | 1 | 0 | 4 | 0 | 0 | 5 | 0 | 1 | 3 | 1 | 1 | 2 | 1222 |
| Trators | 7047 | 146 | 112 | 162 | 98 | 85 | 64 | 43 | 104 | 77 | 111 | 7 | 79 | 8200 |
| Trailors | 4011 | 57 | 55 | 47 | 30 | 30 | 30 | 26 | 47 | 32 | 48 | 37 | 67 | 4517 |
| Construction Equipment vehicle | 106 | 4 | 6 | 1 | 0 | 0 | 1 | 0 | 0 | 0 | 0 | 0 | 0 | 118 |
| Other Vehicles | 141 | 1 | 105 | 3 | 1 | 10 | 2 | 3 | 3 | 1 | 3 | 0 | 13 | 287 |
| Total Non-Transport Vehicle | 76493 | 1453 | 1412 | 1641 | 949 | 950 | 1105 | 832 | 1175 | 849 | 1031 | 727 | 1102 | 89785 |
| Goods Vehicle | | | | | | | | | | | | | | |
| Multi Axled/Articulated Vehicle | 107 | 0 | 0 | 0 | 3 | 20 | 3 | 0 | 0 | 0 | 0 | 2 | 3 | 138 |
| Trucks and Lorries | 1891 | 9 | 8 | 8 | 10 | 16 | 4 | 6 | 6 | 6 | 4 | 0 | 9 | 1977 |
| Total | 1998 | 9 | 8 | 8 | 13 | 36 | 7 | 6 | 6 | 6 | 4 | 2 | 12 | 2005 |
| Light Goods Vehicles | | | | | | | | | | | | | | |
| 4 Wheelers | 1349 | 35 | 25 | 37 | 15 | 25 | 41 | 38 | 34 | 33 | 29 | 32 | 25 | 1718 |
| 3 Wheelers | 401 | 8 | 7 | 10 | 8 | 16 | 10 | 9 | 11 | 3 | 13 | 5 | 6 | 507 |
| Total | 1750 | 43 | 32 | 47 | 23 | 41 | 51 | 47 | 45 | 36 | 42 | 37 | 31 | 2225 |
| Buses | | | | | | | | | | | | | | |
| Stage Carriages | 192 | 0 | 0 | 0 | 0 | 0 | 1 | 0 | 0 | 3 | 0 | 0 | 0 | 196 |
| Contract Carriages | 1 | 0 | 0 | 0 | 0 | 0 | 0 | 0 | 0 | 0 | 0 | 0 | 0 | 1 |
| Private Service Vehicles | 20 | 0 | 0 | 2 | 0 | 0 | 0 | 0 | 0 | 0 | 0 | 0 | 0 | 22 |
| Educational Institution Buses | 37 | 1 | 2 | 0 | 4 | 4 | 2 | 1 | 3 | 2 | 0 | 1 | 0 | 57 |
| Other Buses | 2 | 0 | 1 | 0 | 0 | 0 | 0 | 0 | 0 | 0 | 0 | 0 | 0 | 3 |
| Total | 252 | 1 | 3 | 2 | 4 | 4 | 3 | 1 | 3 | 5 | 0 | 1 | 0 | 279 |
| Taxies | | | | | | | | | | | | | | |
| Motor Cabs | 944 | 5 | 3 | 2 | 10 | 8 | 5 | 1 | 4 | 6 | 6 | 5 | 0 | 999 |
| Maxicabs | 565 | 2 | 5 | 8 | 3 | 6 | 7 | 6 | 4 | 4 | 2 | 8 | 7 | 627 |
| Other Cabs | 9 | 0 | 0 | 0 | 0 | 0 | 0 | 0 | 0 | 0 | 0 | 0 | 0 | 9 |
| Total | 1518 | 7 | 8 | 10 | 13 | 14 | 10 | 7 | 8 | 10 | 8 | 13 | 7 | 1635 |
| Light passenger Vehicles | | | | | | | | | | | | | | |
| Auto rickshaws | 3807 | 70 | 45 | 84 | 20 | 10 | 85 | 73 | 78 | 70 | 88 | 81 | 56 | 4567 |
| 4 to 6 Seaters | 288 | 2 | 0 | 0 | 5 | 2 | 0 | 0 | 0 | 0 | 0 | 0 | 0 | 297 |
| Total | 4095 | 72 | 45 | 84 | 25 | 12 | 85 | 73 | 78 | 70 | 88 | 81 | 56 | 4864 |
| Other Vehicles | 1015 | 4 | 9 | 1 | 1 | 1 | 1 | 5 | 2 | 0 | 4 | 2 | 6 | 1051 |
| Total Transport Vehicles | 10628 | 136 | 105 | 152 | 79 | 108 | 159 | 139 | 142 | 127 | 146 | 136 | 112 | 12169 |
| Total(Transport+ NonTransport) | 87121 | 1589 | 1517 | 1793 | 1028 | 1058 | 1264 | 971 | 1317 | 976 | 1177 | 863 | 1214 | 101954 |

34. Bellary (KA-34)

| Category of vehicles | 31.03.2014 | Vehicle newly Registered in the year 2014-15 | | | | | | | | | | | | 31.03.2015 |
|---------------------------------|------------|----------------------------------------------|------|------|------|------|------|------|------|------|------|------|------|------------|
| | | April | may | june | july | Aug | Sept | Oct | Nov | Dec | Jan | Feb | Mar | |
| Two Wheelers | 154933 | 946 | 922 | 1260 | 1290 | 1156 | 1163 | 1016 | 1184 | 781 | 1227 | 1103 | 1184 | 168165 |
| Cars | 9078 | 80 | 85 | 84 | 85 | 42 | 68 | 48 | 68 | 55 | 113 | 198 | 103 | 10107 |
| Jeeps | 1539 | 6 | 3 | 1 | 3 | 1 | 2 | 0 | 0 | 0 | 1 | 2 | 1 | 1559 |
| Omni buses | 1509 | 32 | 36 | 13 | 26 | 11 | 23 | 0 | 22 | 29 | 1 | 4 | 1 | 1707 |
| Trators | 9695 | 37 | 53 | 67 | 50 | 23 | 39 | 21 | 44 | 37 | 49 | 49 | 40 | 10204 |
| Trailors | 5852 | 14 | 18 | 24 | 16 | 27 | 12 | 3 | 12 | 16 | 21 | 14 | 15 | 6044 |
| Construction Equipment vehicle | 0 | 0 | 0 | 0 | 0 | 0 | 0 | 0 | 0 | 0 | 0 | 0 | 0 | 0 |
| Other Vehicles | 585 | 0 | 0 | 0 | 0 | 0 | 0 | 0 | 0 | 0 | 0 | 0 | 0 | 585 |
| Total Non-Transport Vehicle | 183191 | 1115 | 1117 | 1449 | 1470 | 1260 | 1307 | 1088 | 1330 | 918 | 1412 | 1370 | 1344 | 198371 |
| Goods Vehicle | | | | | | | | | | | | | | |
| Multi Axled/Articulated Vehicle | 732 | 7 | 13 | 7 | 9 | 5 | 5 | 9 | 2 | 6 | 9 | 1 | 8 | 813 |
| Trucks and Lorries | 4468 | 9 | 2 | 15 | 7 | 18 | 17 | 13 | 9 | 6 | 11 | 12 | 8 | 4595 |
| Total | 5200 | 16 | 15 | 22 | 16 | 23 | 22 | 22 | 11 | 12 | 20 | 13 | 16 | 5408 |
| Light Goods Vehicles | | | | | | | | | | | | | | |
| 4 Wheelers | 2529 | 51 | 58 | 49 | 75 | 49 | 60 | 53 | 71 | 50 | 39 | 57 | 43 | 3184 |
| 3 Wheelers | 1326 | 50 | 3 | 5 | 2 | 2 | 4 | 1 | 0 | 8 | 4 | 8 | 6 | 1419 |
| Total | 3855 | 101 | 61 | 54 | 77 | 51 | 64 | 54 | 71 | 58 | 43 | 65 | 49 | 4603 |
| Buses | | | | | | | | | | | | | | |
| Stage Carriages | 473 | 2 | 0 | 0 | 9 | 0 | 0 | 0 | 0 | 0 | 1 | 0 | 0 | 485 |
| Contract Carriages | 6 | 0 | 0 | 0 | 0 | 0 | 0 | 0 | 0 | 0 | 0 | 0 | 0 | 6 |
| Private Service Vehicles | 133 | 1 | 0 | 0 | 1 | 0 | 0 | 0 | 0 | 1 | 0 | 0 | 0 | 136 |
| Educational Institution Buses | 337 | 0 | 2 | 3 | 5 | 4 | 0 | 0 | 2 | 1 | 0 | 0 | 0 | 354 |
| Other Buses | 0 | 0 | 0 | 0 | 0 | 0 | 0 | 0 | 0 | 0 | 0 | 0 | 0 | 0 |
| Total | 949 | 3 | 2 | 3 | 15 | 4 | 0 | 0 | 2 | 2 | 1 | 0 | 0 | 981 |
| Taxies | | | | | | | | | | | | | | |
| Motor Cabs | 1423 | 2 | 6 | 5 | 6 | 2 | 6 | 6 | 8 | 2 | 8 | 5 | 5 | 1484 |
| Maxicabs | 806 | 13 | 18 | 8 | 15 | 4 | 6 | 2 | 3 | 7 | 1 | 6 | 3 | 892 |
| Other Cabs | 0 | 0 | 0 | 2 | 31 | 0 | 0 | 0 | 0 | 0 | 0 | 0 | 0 | 33 |
| Total | 2229 | 15 | 24 | 15 | 52 | 6 | 12 | 8 | 11 | 9 | 9 | 11 | 8 | 2409 |
| Light passenger Vehicles | | | | | | | | | | | | | | |
| Auto rickshaws | 3184 | 8 | 13 | 0 | 27 | 31 | 38 | 0 | 30 | 27 | 37 | 36 | 32 | 3463 |
| 4 to 6 Seaters | 92 | 0 | 0 | 0 | 0 | 0 | 0 | 0 | 0 | 0 | 0 | 0 | 0 | 92 |
| Total | 3276 | 8 | 13 | 0 | 27 | 31 | 38 | 0 | 30 | 27 | 37 | 36 | 32 | 3555 |
| Other Vehicles | 2430 | 4 | 5 | 4 | 4 | 5 | 5 | 2 | 3 | 28 | 8 | 4 | 2 | 2504 |
| Total Transport Vehicles | 17939 | 147 | 120 | 98 | 191 | 120 | 141 | 86 | 128 | 136 | 118 | 129 | 107 | 19460 |
| Total(Transport+ NonTransport) | 201130 | 1262 | 1237 | 1547 | 1661 | 1380 | 1448 | 1174 | 1458 | 1054 | 1530 | 1499 | 1451 | 217831 |

35. Hospet (KA-35)

| Category of vehicles | 31.03.2014 | Vehicle newly Registered in the year 2014-15 | | | | | | | | | | | | 31.03.2015 |
|---------------------------------|------------|----------------------------------------------|------|------|------|------|------|------|------|------|------|------|------|------------|
| | | April | may | june | july | Aug | Sept | Oct | Nov | Dec | Jan | Feb | Mar | |
| Two Wheelers | 137466 | 1390 | 1397 | 1162 | 1267 | 1085 | 1232 | 1191 | 1625 | 1085 | 1369 | 1128 | 1206 | 152603 |
| Cars | 9145 | 107 | 87 | 87 | 90 | 66 | 89 | 66 | 81 | 74 | 92 | 90 | 67 | 10141 |
| Jeeps | 554 | 0 | 0 | 0 | 0 | 0 | 0 | 0 | 0 | 0 | 0 | 0 | 0 | 554 |
| Omni buses | 2798 | 22 | 7 | 11 | 20 | 17 | 29 | 31 | 18 | 13 | 31 | 25 | 18 | 3040 |
| Tractors | 10071 | 71 | 91 | 67 | 67 | 67 | 67 | 29 | 127 | 99 | 128 | 98 | 69 | 11051 |
| Trailors | 6636 | 32 | 31 | 18 | 20 | 21 | 13 | 16 | 34 | 36 | 29 | 30 | 39 | 6955 |
| Construction Equipment vehicle | 258 | 2 | 0 | 3 | 3 | 5 | 2 | 7 | 6 | 5 | 07 | 5 | 5 | 308 |
| Other Vehicles | 509 | | | | | | | | | | 0 | 0 | 0 | 509 |
| Total Non-Transport Vehicle | 167437 | 1624 | 1613 | 1348 | 1467 | 1261 | 1432 | 1340 | 1891 | 1312 | 1656 | 1376 | 1404 | 185161 |
| Goods Vehicle | | | | | | | | | | | | | | |
| Multi Axled/Articulated Vehicle | 733 | 4 | 20 | 40 | 21 | 11 | 5 | 11 | 28 | 7 | 1 | 2 | 12 | 895 |
| Trucks and Lorries | 4860 | 7 | 0 | 7 | 3 | 20 | 17 | 5 | 2 | 4 | 23 | 14 | 30 | 4992 |
| Total | 5593 | 11 | 20 | 47 | 24 | 31 | 22 | 16 | 30 | 11 | 24 | 16 | 42 | 5887 |
| Light Goods Vehicles | | | | | | | | | | | | | | |
| 4 Wheelers | 2460 | 63 | 52 | 50 | 58 | 41 | 54 | 34 | 66 | 39 | 47 | 38 | 56 | 3058 |
| 3 Wheelers | 812 | 6 | 10 | 13 | 9 | 4 | 6 | 12 | 5 | 9 | 9 | 10 | 8 | 913 |
| Total | 3272 | 69 | 62 | 63 | 67 | 45 | 60 | 46 | 71 | 48 | 56 | 48 | 64 | 3971 |
| Buses | | | | | | | | | | | | | | |
| Stage Carriages | 2 | 0 | 0 | 0 | 0 | 0 | 0 | 0 | 0 | 0 | 0 | 0 | 0 | 2 |
| Contract Carriages | 8 | 0 | 0 | 0 | 0 | 0 | 0 | 0 | 0 | 0 | 0 | 0 | 0 | 8 |
| Private Service Vehicles | 120 | 4 | 0 | 0 | 3 | 4 | 0 | 1 | 1 | 0 | 1 | 0 | 2 | 136 |
| Educational Institution Buses | 158 | 0 | 2 | 4 | 4 | 3 | 2 | 2 | 1 | 1 | 0 | 1 | 0 | 178 |
| Other Buses | 4 | 0 | 0 | 0 | 1 | 0 | 0 | 0 | 0 | 0 | 0 | 0 | 0 | 5 |
| Total | 292 | 4 | 2 | 4 | 8 | 7 | 2 | 3 | 2 | 1 | 1 | 1 | 2 | 329 |
| Taxies | | | | | | | | | | | | | | |
| Motor Cabs | 1007 | 8 | 40 | 13 | 4 | 10 | 15 | 12 | 9 | 5 | 7 | 7 | 6 | 1143 |
| Maxicabs | 789 | 9 | 7 | 10 | 6 | 9 | 18 | 4 | 8 | 5 | 9 | 8 | 3 | 885 |
| Other Cabs | 48 | 0 | 0 | 0 | 0 | 0 | 0 | 0 | 0 | 0 | 0 | 0 | 0 | 48 |
| Total | 1844 | 17 | 47 | 23 | 10 | 19 | 33 | 16 | 17 | 10 | 16 | 15 | 9 | 2076 |
| Light passenger Vehicles | | | | | | | | | | | | | | |
| Auto rickshaws | 2652 | 1 | 0 | 0 | 6 | 4 | 3 | 1 | 1 | 4 | 3 | 2 | 3 | 2680 |
| 4 to 6 Seaters | 93 | 0 | 0 | 0 | 0 | 0 | 0 | 0 | 0 | 0 | 0 | 0 | 0 | 93 |
| Total | 2745 | 1 | 0 | 0 | 6 | 4 | 3 | 1 | 1 | 4 | 3 | 2 | 3 | 2773 |
| Other Vehicles | 2291 | 0 | 6 | 0 | 0 | 0 | 0 | 0 | 0 | 0 | 0 | 0 | 0 | 2297 |
| Total Transport Vehicles | 16037 | 102 | 137 | 137 | 115 | 106 | 120 | 82 | 121 | 74 | 100 | 82 | 120 | 17333 |
| Total(Transport+ NonTransport) | 183474 | 1726 | 1750 | 1485 | 1582 | 1367 | 1552 | 1422 | 2012 | 1386 | 1756 | 1458 | 1524 | 202494 |

36. Raichur (KA-36)

| Category of vehicles | 31.03.2014 | Vehicle newly Registered in the year 2014-15 | | | | | | | | | | | 31.03.2015 | |
|---------------------------------|------------|----------------------------------------------|------|------|------|------|------|------|------|------|------|------|------------|--------|
| | | April | may | june | july | Aug | Sept | Oct | Nov | Dec | Jan | Feb | | Mar |
| Two Wheelers | 162287 | 2652 | 3204 | 3279 | 2803 | 2481 | 2475 | 1903 | 2721 | 1570 | 1851 | 2074 | 1809 | 191109 |
| Cars | 9108 | 191 | 184 | 186 | 178 | 123 | 173 | 112 | 127 | 110 | 164 | 151 | 123 | 10933 |
| Jeeps | 645 | 1 | 0 | 0 | 0 | 0 | 0 | 0 | 0 | 0 | 0 | 0 | 0 | 646 |
| Omni buses | 1252 | 3 | 4 | 3 | 4 | 3 | 3 | 1 | 0 | 0 | 2 | 5 | 4 | 1284 |
| Traitors | 20551 | 210 | 201 | 387 | 326 | 183 | 205 | 196 | 210 | 150 | 125 | 167 | 109 | 23020 |
| Trailors | 8720 | 41 | 19 | 79 | 79 | 54 | 54 | 3 | 56 | 45 | 47 | 56 | 43 | 9296 |
| Construction Equipment vehicle | 25 | 0 | 0 | 0 | 0 | 0 | 0 | 0 | 0 | 0 | 0 | 0 | 0 | 25 |
| Other Vehicles | 703 | 2 | 4 | 4 | 3 | 4 | 1 | 8 | 0 | 0 | 5 | 5 | 0 | 739 |
| Total Non-Transport Vehicle | 203291 | 3100 | 3616 | 3938 | 3393 | 2851 | 2911 | 2223 | 3114 | 1875 | 2194 | 2458 | 2088 | 237052 |
| Goods Vehicle | | | | | | | | | | | | | | |
| Multi Axled/Articulated Vehicle | 500 | 0 | 0 | 0 | 0 | 0 | 0 | 0 | 9 | 5 | 0 | 0 | 8 | 522 |
| Trucks and Lorries | 1726 | 13 | 4 | 10 | 7 | 8 | 2 | 16 | 23 | 20 | 18 | 10 | 77 | 1934 |
| Total | 2226 | 13 | 4 | 10 | 7 | 8 | 2 | 16 | 32 | 25 | 18 | 10 | 85 | 2456 |
| Light Goods Vehicles | | | | | | | | | | | | | | |
| 4 Wheelers | 2229 | 70 | 105 | 89 | 96 | 73 | 77 | 79 | 70 | 50 | 93 | 78 | 0 | 3109 |
| 3 Wheelers | 2508 | 31 | 18 | 31 | 33 | 14 | 18 | 22 | 25 | 15 | 35 | 36 | 12 | 2798 |
| Total | 4737 | 101 | 123 | 120 | 129 | 87 | 95 | 101 | 95 | 65 | 128 | 114 | 12 | 5907 |
| Buses | | | | | | | | | | | | | | |
| Stage Carriages | 319 | 1 | 0 | 0 | 13 | 1 | 0 | 0 | 0 | 0 | 0 | 0 | 31 | 365 |
| Contract Carriages | 4 | 0 | 0 | 0 | 0 | 0 | 0 | 0 | 0 | 0 | 0 | 0 | 0 | 4 |
| Private Service Vehicles | 68 | 0 | 1 | 0 | 0 | 0 | 1 | 0 | 0 | 0 | 0 | 0 | 0 | 70 |
| Educational Institution Buses | 23 | 4 | 1 | 3 | 4 | 3 | 0 | 1 | 0 | 0 | 1 | 1 | 0 | 41 |
| Other Buses | 151 | 0 | 0 | 0 | 10 | 0 | 0 | 0 | 0 | 0 | 0 | 0 | 0 | 161 |
| Total | 565 | 5 | 2 | 3 | 27 | 4 | 1 | 1 | 0 | 0 | 1 | 1 | 31 | 641 |
| Taxies | | | | | | | | | | | | | | |
| Motor Cabs | 1711 | 18 | 26 | 18 | 17 | 16 | 11 | 9 | 12 | 10 | 5 | 10 | 12 | 1875 |
| Maxicabs | 1302 | 1 | 5 | 3 | 8 | 9 | 7 | 5 | 2 | 2 | 8 | 6 | 9 | 1367 |
| Other Cabs | 0 | 0 | 0 | 0 | 0 | 0 | 0 | 0 | 0 | 0 | 0 | 0 | 0 | 0 |
| Total | 3013 | 19 | 31 | 21 | 25 | 25 | 18 | 14 | 14 | 12 | 13 | 16 | 21 | 3242 |
| Light passenger Vehicles | | | | | | | | | | | | | | |
| Auto rickshaws | 3116 | 48 | 59 | 79 | 85 | 84 | 79 | 89 | 96 | 75 | 98 | 83 | 41 | 4032 |
| 4 to 6 Seaters | 301 | 0 | 0 | 0 | 0 | 0 | 0 | 0 | 2 | 2 | 0 | 0 | 0 | 305 |
| Total | 3417 | 48 | 59 | 79 | 85 | 84 | 79 | 89 | 98 | 77 | 98 | 83 | 41 | 4337 |
| Other Vehicles | 3231 | 4 | 6 | 3 | 4 | 2 | 2 | 4 | 4 | 2 | 1 | 0 | 0 | 3263 |
| Total Transport Vehicles | 17189 | 190 | 225 | 236 | 277 | 210 | 197 | 225 | 243 | 181 | 259 | 224 | 190 | 19846 |
| Total(Transport+ NonTransport) | 220480 | 3290 | 3841 | 4174 | 3670 | 3061 | 3108 | 2448 | 3357 | 2056 | 2453 | 2682 | 2278 | 256898 |

37. Koppal (KA-37)

| Category of vehicles | 31.03.2014 | Vehicle newly Registered in the year 2014-15 | | | | | | | | | | | | 31.03.2015 |
|---------------------------------|------------|----------------------------------------------|------|------|------|------|------|------|------|------|------|------|------|------------|
| | | April | may | june | july | Aug | Sept | Oct | Nov | Dec | Jan | Feb | Mar | |
| Two Wheelers | 103113 | 1492 | 1507 | 1518 | 1434 | 1368 | 1570 | 1282 | 2059 | 1452 | 1214 | 1333 | 1427 | 120769 |
| Cars | 5804 | 122 | 115 | 80 | 75 | 70 | 105 | 83 | 77 | 76 | 110 | 93 | 97 | 6907 |
| Jeeps | 508 | 0 | 0 | 0 | 0 | 0 | 0 | 0 | 0 | 0 | 0 | 0 | 0 | 508 |
| Omni buses | 1274 | 10 | 5 | 5 | 6 | 10 | 11 | 12 | 11 | 6 | 8 | 8 | 10 | 1376 |
| Tractors | 11931 | 120 | 115 | 180 | 147 | 120 | 91 | 84 | 205 | 158 | 161 | 119 | 133 | 13564 |
| Trailors | 7144 | 44 | 40 | 62 | 34 | 62 | 43 | 30 | 35 | 49 | 50 | 50 | 52 | 7695 |
| Construction Equipment vehicle | 175 | 6 | 5 | 1 | 6 | 3 | 1 | 4 | 3 | 1 | 3 | 5 | 2 | 215 |
| Other Vehicles | 1475 | 1 | 0 | 0 | 5 | 1 | 0 | 1 | 2 | 2 | 2 | 1 | 5 | 1495 |
| Total Non-Transport Vehicle | 131424 | 1795 | 1787 | 1846 | 1707 | 1634 | 1821 | 1496 | 2392 | 1744 | 1548 | 1609 | 1726 | 152529 |
| Goods Vehicle | | | | | | | | | | | | | | |
| Multi Axled/Articulated Vehicle | 160 | 3 | 2 | 0 | 0 | 1 | 1 | 0 | 2 | 9 | 15 | 4 | 3 | 200 |
| Trucks and Lorries | 2023 | 5 | 0 | 5 | 2 | 4 | 4 | 10 | 5 | 3 | 6 | 11 | 4 | 2082 |
| Total | 2183 | 8 | 2 | 5 | 2 | 5 | 5 | 10 | 7 | 12 | 21 | 15 | 7 | 2282 |
| Light Goods Vehicles | | | | | | | | | | | | | | |
| 4 Wheelers | 2462 | 30 | 25 | 44 | 42 | 43 | 49 | 37 | 48 | 34 | 53 | 54 | 51 | 2972 |
| 3 Wheelers | 1934 | 16 | 10 | 18 | 19 | 13 | 17 | 19 | 28 | 15 | 18 | 16 | 13 | 2136 |
| Total | 4396 | 46 | 35 | 62 | 61 | 56 | 66 | 56 | 76 | 49 | 71 | 70 | 64 | 5108 |
| Buses | | | | | | | | | | | | | | |
| Stage Carriages | 287 | 0 | 0 | 14 | 9 | 0 | 0 | 0 | 2 | 0 | 0 | 0 | 25 | 337 |
| Contract Carriages | 0 | 0 | 0 | 0 | 0 | 0 | 0 | 0 | 0 | 0 | 0 | 0 | 0 | 0 |
| Private Service Vehicles | 56 | 0 | 0 | 0 | 0 | 0 | 0 | 1 | 3 | 0 | 0 | 0 | 0 | 60 |
| Educational Institution Buses | 113 | 1 | 0 | 2 | 6 | 1 | 2 | 2 | 1 | 1 | 0 | 3 | 1 | 133 |
| Other Buses | 25 | 0 | 0 | 5 | 0 | 0 | 0 | 0 | 0 | 0 | 0 | 0 | 0 | 30 |
| Total | 481 | 1 | 0 | 21 | 15 | 1 | 2 | 3 | 6 | 1 | 0 | 3 | 26 | 560 |
| Taxies | | | | | | | | | | | | | | |
| Motor Cabs | 1235 | 6 | 5 | 10 | 5 | 8 | 5 | 19 | 3 | 8 | 11 | 5 | 8 | 1328 |
| Maxicabs | 623 | 6 | 4 | 10 | 8 | 8 | 1 | 5 | 11 | 4 | 7 | 6 | 6 | 699 |
| Other Cabs | 17 | 0 | 0 | 0 | 0 | 0 | 0 | 0 | 0 | 0 | 0 | 0 | 0 | 17 |
| Total | 1875 | 12 | 9 | 20 | 13 | 16 | 6 | 24 | 14 | 12 | 18 | 11 | 14 | 2044 |
| Light passenger Vehicles | | | | | | | | | | | | | | |
| Auto rickshaws | 2409 | 4 | 3 | 5 | 7 | 3 | 10 | 8 | 9 | 10 | 16 | 8 | 13 | 2505 |
| 4 to 6 Seaters | 180 | 0 | 0 | 0 | 0 | 0 | 0 | 0 | 0 | 0 | 0 | 0 | 0 | 180 |
| Total | 2589 | 4 | 3 | 5 | 7 | 3 | 10 | 8 | 9 | 10 | 16 | 8 | 13 | 2685 |
| Other Vehicles | 2098 | 0 | 0 | 0 | 0 | 0 | 0 | 0 | 0 | 1 | 0 | 0 | 0 | 2099 |
| Total Transport Vehicles | 13622 | 71 | 49 | 113 | 98 | 81 | 89 | 101 | 112 | 85 | 126 | 107 | 124 | 14778 |
| Total(Transport+ NonTransport) | 145046 | 1866 | 1836 | 1959 | 1805 | 1715 | 1910 | 1597 | 2504 | 1829 | 1674 | 1716 | 1850 | 167307 |

38. Bidar (KA-38)

| Category of vehicles | 31.03.2014 | Vehicle newly Registered in the year 2014-15 | | | | | | | | | | | | 31.03.2015 |
|---------------------------------|------------|----------------------------------------------|-----|------|------|-----|------|-----|-----|-----|-----|-----|-----|------------|
| | | April | may | june | july | Aug | Sept | Oct | Nov | Dec | Jan | Feb | Mar | |
| Two Wheelers | 44737 | 500 | 588 | 648 | 633 | 664 | 526 | 546 | 597 | 506 | 741 | 571 | 550 | 51807 |
| Cars | 1926 | 40 | 31 | 65 | 44 | 28 | 21 | 36 | 39 | 30 | 13 | 17 | 12 | 2302 |
| Jeeps | 212 | 0 | 0 | 0 | 4 | 0 | 0 | 0 | 0 | 0 | 0 | 0 | 0 | 216 |
| Omni buses | 597 | 3 | 0 | 9 | 6 | 0 | 0 | 0 | 2 | 0 | 1 | 1 | 0 | 619 |
| Tractors | 2071 | 20 | 16 | 7 | 6 | 6 | 9 | 9 | 9 | 15 | 8 | 5 | 4 | 2185 |
| Trailors | 1937 | 12 | 10 | 1 | 3 | 5 | 3 | 1 | 5 | 7 | 7 | 4 | 3 | 1998 |
| Construction Equipment vehicle | 0 | 0 | 0 | 0 | 0 | 0 | 0 | 0 | 0 | 0 | 0 | 0 | 0 | 0 |
| Other Vehicles | 38 | 0 | 0 | 0 | 0 | 1 | 1 | 0 | 0 | 0 | 4 | 0 | 0 | 44 |
| Total Non-Transport Vehicle | 51518 | 575 | 645 | 730 | 696 | 704 | 560 | 592 | 652 | 558 | 774 | 598 | 569 | 59171 |
| Goods Vehicle | | | | | | | | | | | | | | |
| Multi Axled/Articulated Vehicle | 269 | 0 | 0 | 0 | 0 | 0 | 0 | 0 | 0 | 0 | 0 | 0 | 0 | 269 |
| Trucks and Lorries | 2591 | 17 | 5 | 0 | 1 | 1 | 0 | 0 | 3 | 0 | 4 | 1 | 1 | 2624 |
| Total | 2860 | 17 | 5 | 0 | 1 | 1 | 0 | 0 | 3 | 0 | 4 | 1 | 1 | 2893 |
| Light Goods Vehicles | | | | | | | | | | | | | | |
| 4 Wheelers | 1464 | 3 | 5 | 3 | 3 | 6 | 5 | 13 | 11 | 9 | 3 | 6 | 4 | 1535 |
| 3 Wheelers | 1165 | 4 | 3 | 3 | 9 | 4 | 5 | 4 | 8 | 2 | 9 | 8 | 6 | 1230 |
| Total | 2629 | 7 | 8 | 6 | 12 | 10 | 10 | 17 | 19 | 11 | 12 | 14 | 10 | 2765 |
| Buses | | | | | | | | | | | | | | |
| Stage Carriages | 439 | 0 | 0 | 3 | 0 | 2 | 0 | 0 | 0 | 0 | 1 | 1 | 1 | 447 |
| Contract Carriages | 54 | 0 | 0 | 0 | 0 | 0 | 0 | 0 | 0 | 0 | 0 | 0 | 0 | 54 |
| Private Service Vehicles | 41 | 0 | 0 | 0 | 0 | 0 | 0 | 0 | 0 | 0 | 0 | 0 | 0 | 41 |
| Educational Institution Buses | 48 | 0 | 0 | 0 | 0 | 0 | 0 | 0 | 0 | 0 | 0 | 0 | 0 | 48 |
| Other Buses | 7 | 0 | 0 | 0 | 0 | 0 | 0 | 0 | 0 | 0 | 0 | 0 | 0 | 7 |
| Total | 589 | 0 | 0 | 3 | 0 | 2 | 0 | 0 | 0 | 0 | 1 | 1 | 1 | 597 |
| Taxies | | | | | | | | | | | | | | |
| Motor Cabs | 496 | 2 | 1 | 2 | 2 | 2 | 1 | 3 | 0 | 0 | 1 | 3 | 2 | 515 |
| Maxicabs | 516 | 0 | 0 | 1 | 1 | 4 | 3 | 0 | 2 | 2 | 0 | 0 | 0 | 529 |
| Other Cabs | 40 | 0 | 0 | 0 | 0 | 0 | 0 | 0 | 0 | 0 | 0 | 0 | 0 | 40 |
| Total | 1052 | 2 | 1 | 3 | 3 | 6 | 4 | 3 | 2 | 2 | 1 | 3 | 2 | 1084 |
| Light passenger Vehicles | | | | | | | | | | | | | | |
| Auto rickshaws | 1604 | 17 | 14 | 13 | 23 | 20 | 35 | 20 | 19 | 14 | 33 | 35 | 30 | 1887 |
| 4 to 6 Seaters | 55 | 0 | 0 | 0 | 0 | 0 | 0 | 0 | 0 | 0 | 0 | 0 | 0 | 55 |
| Total | 1659 | 17 | 14 | 13 | 23 | 20 | 35 | 20 | 19 | 14 | 33 | 35 | 30 | 1942 |
| Other Vehicles | 513 | 0 | 0 | 0 | 0 | 0 | 0 | 0 | 0 | 4 | 0 | 0 | 0 | 517 |
| Total Transport Vehicles | 9302 | 43 | 28 | 25 | 39 | 39 | 49 | 40 | 53 | 31 | 51 | 54 | 44 | 9798 |
| Total(Transport+ NonTransport) | 60820 | 618 | 673 | 755 | 735 | 743 | 609 | 632 | 705 | 589 | 825 | 652 | 613 | 68969 |

39. Bhalki(KA-39)

| Category of vehicles | 31.03.2014 | Vehicle newly Registered in the year 2014-15 | | | | | | | | | | | | 31.03.2015 |
|---------------------------------|------------|----------------------------------------------|-----|------|------|-----|------|-----|-----|-----|-----|-----|-----|------------|
| | | April | may | june | july | Aug | Sept | Oct | Nov | Dec | Jan | Feb | Mar | |
| Two Wheelers | 35717 | 415 | 441 | 446 | 164 | 743 | 388 | 390 | 446 | 446 | 391 | 485 | 374 | 40846 |
| Cars | 1636 | 9 | 9 | 22 | 8 | 22 | 9 | 9 | 7 | 11 | 14 | 11 | 13 | 1780 |
| Jeeps | 134 | 2 | 2 | 0 | 0 | 1 | 2 | 0 | 2 | 1 | 0 | 1 | 1 | 146 |
| Omni buses | 400 | 0 | 0 | 0 | 0 | 1 | 0 | 0 | 0 | 0 | 0 | 0 | 0 | 401 |
| Tractors | 1642 | 38 | 18 | 18 | 14 | 23 | 12 | 7 | 8 | 11 | 9 | 8 | 15 | 1823 |
| Trailors | 1246 | 25 | 14 | 16 | 8 | 17 | 5 | 3 | 5 | 12 | 12 | 3 | 12 | 1378 |
| Construction Equipment vehicle | 0 | 0 | 0 | 0 | 0 | 0 | 0 | 0 | 0 | 0 | 0 | 0 | 0 | 0 |
| Other Vehicles | 6 | 0 | 0 | 0 | 0 | 2 | 0 | 0 | 0 | 0 | 0 | 0 | 1 | 9 |
| Total Non-Transport Vehicle | 40781 | 489 | 484 | 502 | 194 | 809 | 416 | 409 | 468 | 481 | 426 | 508 | 416 | 46383 |
| Goods Vehicle | | | | | | | | | | | | | | |
| Multi Axled/Articulated Vehicle | 59 | 0 | 0 | 0 | 0 | 0 | 0 | 0 | 0 | 0 | 0 | 1 | 0 | 60 |
| Trucks and Lorries | 981 | 2 | 3 | 3 | 1 | 2 | 3 | 2 | 1 | 1 | 0 | 4 | 3 | 1006 |
| Total | 1040 | 2 | 3 | 3 | 1 | 2 | 3 | 2 | 1 | 1 | 0 | 5 | 3 | 1066 |
| Light Goods Vehicles | | | | | | | | | | | | | | |
| 4 Wheelers | 942 | 5 | 5 | 3 | 0 | 1 | 9 | 9 | 6 | 5 | 11 | 10 | 5 | 1011 |
| 3 Wheelers | 386 | 12 | 6 | 4 | 8 | 16 | 5 | 7 | 11 | 3 | 9 | 1 | 3 | 471 |
| Total | 1328 | 17 | 11 | 7 | 8 | 17 | 14 | 16 | 17 | 8 | 20 | 11 | 8 | 1482 |
| Buses | | | | | | | | | | | | | | |
| Stage Carriages | 7 | 0 | 0 | 0 | 0 | 0 | 0 | 0 | 0 | 0 | 0 | 0 | 0 | 7 |
| Contract Carriages | 36 | 0 | 0 | 0 | 0 | 0 | 0 | 0 | 0 | 0 | 0 | 0 | 0 | 36 |
| Private Service Vehicles | 30 | 0 | 0 | 0 | 0 | 0 | 0 | 0 | 0 | 0 | 0 | 0 | 0 | 30 |
| Educational Institution Buses | 13 | 1 | 1 | 1 | 6 | 5 | 0 | 0 | 0 | 0 | 1 | 0 | 0 | 28 |
| Other Buses | 5 | 0 | 0 | 0 | 0 | 0 | 0 | 0 | 0 | 0 | 0 | 0 | 0 | 5 |
| Total | 91 | 1 | 1 | 1 | 6 | 5 | 0 | 0 | 0 | 0 | 1 | 0 | 0 | 106 |
| Taxies | | | | | | | | | | | | | | |
| Motor Cabs | 507 | 1 | 0 | 0 | 2 | 0 | 1 | 0 | 1 | 0 | 0 | 0 | 1 | 513 |
| Maxicabs | 431 | 1 | 1 | 4 | 2 | 1 | 2 | 1 | 1 | 2 | 2 | 0 | 0 | 448 |
| Other Cabs | 10 | 0 | 1 | 0 | 0 | 0 | 0 | 0 | 0 | 0 | 0 | 1 | 0 | 12 |
| Total | 948 | 2 | 2 | 4 | 4 | 1 | 3 | 1 | 2 | 2 | 2 | 1 | 1 | 973 |
| Light passenger Vehicles | | | | | | | | | | | | | | |
| Auto rickshaws | 961 | 2 | 1 | 1 | 2 | 5 | 2 | 2 | 4 | 2 | 4 | 5 | 3 | 994 |
| 4 to 6 Seaters | 40 | 0 | 0 | 0 | 0 | 0 | 0 | 0 | 0 | 1 | 0 | 0 | 0 | 41 |
| Total | 1001 | 2 | 1 | 1 | 2 | 5 | 2 | 2 | 4 | 3 | 4 | 5 | 3 | 1035 |
| Other Vehicles | 378 | 4 | 2 | 2 | 2 | 1 | 0 | 3 | 3 | 0 | 2 | 0 | 1 | 398 |
| Total Transport Vehicles | 4786 | 28 | 20 | 18 | 23 | 31 | 22 | 24 | 27 | 14 | 29 | 22 | 16 | 5060 |
| Total(Transport+ NonTransport) | 45567 | 517 | 504 | 520 | 217 | 840 | 438 | 433 | 495 | 495 | 455 | 530 | 432 | 51443 |

40.Chikkaballapur (KA-40)

| Category of vehicles | 31.03.2014 | Vehicle newly Registered in the year 2014-15 | | | | | | | | | | | | 31.03.2015 |
|---------------------------------|------------|----------------------------------------------|------|------|------|------|------|------|------|------|------|------|------|------------|
| | | April | may | june | july | Aug | Sept | Oct | Nov | Dec | Jan | Feb | Mar | |
| Two Wheelers | 95952 | 721 | 1385 | 1328 | 1375 | 1021 | 1394 | 1053 | 1548 | 1249 | 1101 | 1156 | 1073 | 110356 |
| Cars | 5719 | 80 | 83 | 60 | 65 | 66 | 75 | 70 | 63 | 43 | 108 | 68 | 69 | 6569 |
| Jeeps | 126 | 0 | 0 | 0 | 0 | 0 | 0 | 0 | 0 | 0 | 0 | 0 | 2 | 128 |
| Omni buses | 1305 | 0 | 0 | 0 | 0 | 0 | 0 | 0 | 0 | 0 | 0 | 0 | 0 | 1305 |
| Trators | 9500 | 39 | 47 | 36 | 55 | 36 | 42 | 35 | 49 | 67 | 68 | 66 | 37 | 10077 |
| Trailors | 5737 | 32 | 47 | 23 | 43 | 27 | 28 | 20 | 31 | 44 | 33 | 38 | 24 | 6127 |
| Construction Equipment vehicle | 234 | 0 | 0 | 0 | 3 | 0 | 0 | 0 | 0 | 0 | 0 | 0 | 0 | 237 |
| Other Vehicles | 965 | 2 | 4 | 3 | 0 | 1 | 6 | 0 | 2 | 1 | 3 | 2 | 2 | 991 |
| Total Non-Transport Vehicle | 119538 | 874 | 1566 | 1450 | 1541 | 1151 | 1545 | 1178 | 1693 | 1404 | 1313 | 1330 | 1207 | 135790 |
| Goods Vehicle | | | | | | | | | | | | | | |
| Multi Axled/Articulated Vehicle | 514 | 0 | 0 | 0 | 0 | 0 | 0 | 0 | 0 | 0 | 0 | 0 | 0 | 514 |
| Trucks and Lorries | 2193 | 13 | 7 | 20 | 15 | 16 | 14 | 10 | 22 | 15 | 7 | 38 | 16 | 2386 |
| Total | 2707 | 13 | 7 | 20 | 15 | 16 | 14 | 10 | 22 | 15 | 7 | 38 | 16 | 2900 |
| Light Goods Vehicles | | | | | | | | | | | | | | |
| 4 Wheelers | 2069 | 38 | 34 | 27 | 28 | 35 | 45 | 35 | 75 | 35 | 24 | 50 | 28 | 2523 |
| 3 Wheelers | 465 | 2 | 3 | 4 | 7 | 7 | 9 | 5 | 2 | 5 | 6 | 8 | 4 | 527 |
| Total | 2534 | 40 | 37 | 31 | 35 | 42 | 54 | 40 | 77 | 40 | 30 | 58 | 32 | 3050 |
| Buses | | | | | | | | | | | | | | |
| Stage Carriages | 752 | 0 | 10 | 0 | 1 | 0 | 0 | 0 | 0 | 0 | 1 | 0 | 0 | 764 |
| Contract Carriages | 46 | 0 | 1 | 0 | 0 | 0 | 0 | 0 | 0 | 0 | 0 | 0 | 0 | 47 |
| Private Service Vehicles | 12 | 0 | 0 | 1 | 0 | 0 | 0 | 0 | 0 | 0 | 0 | 0 | 1 | 14 |
| Educational Institution Buses | 224 | 2 | 2 | 6 | 24 | 2 | 3 | 2 | 0 | 0 | 0 | 1 | 1 | 267 |
| Other Buses | 66 | 0 | 0 | 0 | 5 | 0 | 0 | 0 | 14 | 0 | 0 | 0 | 0 | 85 |
| Total | 1100 | 2 | 13 | 7 | 30 | 2 | 3 | 2 | 14 | 0 | 1 | 1 | 2 | 1177 |
| Taxies | | | | | | | | | | | | | | |
| Motor Cabs | 1015 | 4 | 4 | 8 | 10 | 19 | 11 | 8 | 7 | 5 | 10 | 9 | 25 | 1135 |
| Maxicabs | 670 | 4 | 5 | 8 | 8 | 6 | 11 | 6 | 10 | 3 | 4 | 4 | 7 | 746 |
| Other Cabs | 9 | 0 | 0 | 0 | 0 | 0 | 0 | 0 | 0 | 0 | 0 | 0 | 0 | 9 |
| Total | 1694 | 8 | 9 | 16 | 18 | 25 | 22 | 14 | 17 | 8 | 14 | 13 | 32 | 1890 |
| Light passenger Vehicles | | | | | | | | | | | | | | |
| Auto rickshaws | 2948 | 17 | 23 | 16 | 29 | 30 | 39 | 30 | 37 | 25 | 38 | 18 | 18 | 3268 |
| 4 to 6 Seaters | 388 | 1 | 1 | 0 | 1 | 3 | 0 | 0 | 1 | 0 | 1 | 1 | 0 | 397 |
| Total | 3336 | 18 | 24 | 16 | 30 | 33 | 39 | 30 | 38 | 25 | 39 | 19 | 18 | 3665 |
| Other Vehicles | 1055 | 4 | 2 | 20 | 4 | 20 | 16 | 5 | 4 | 1 | 4 | 2 | 6 | 1143 |
| Total Transport Vehicles | 12426 | 85 | 92 | 110 | 132 | 138 | 148 | 101 | 172 | 89 | 95 | 131 | 106 | 13825 |
| Total(Transport+ NonTransport) | 131964 | 959 | 1658 | 1560 | 1673 | 1289 | 1693 | 1279 | 1865 | 1493 | 1408 | 1461 | 1313 | 149615 |

41. R.R.Nagar (KA-41)

| Category of vehicles | 31.03.2014 | Vehicle newly Registered in the year 2014-15 | | | | | | | | | | | | 31.03.2015 |
|---------------------------------|------------|----------------------------------------------|------|------|------|------|------|------|------|------|------|------|------|------------|
| | | April | may | june | july | Aug | Sept | Oct | Nov | Dec | Jan | Feb | Mar | |
| Two Wheelers | 155109 | 1940 | 1826 | 1872 | 1491 | 2403 | 2289 | 2498 | 2289 | 1080 | 2641 | 1887 | 1992 | 179317 |
| Cars | 40024 | 360 | 315 | 311 | 234 | 443 | 394 | 388 | 394 | 205 | 672 | 258 | 378 | 44376 |
| Jeeps | 123 | 0 | 0 | 0 | 0 | 0 | 0 | 0 | 0 | 0 | 0 | 0 | 0 | 123 |
| Omni buses | 1877 | 18 | 25 | 25 | 10 | 24 | 22 | 28 | 22 | 1 | 46 | 15 | 21 | 2134 |
| Tractors | 719 | 3 | 6 | 5 | 1 | 2 | 3 | 0 | 3 | 1 | 2 | 0 | 1 | 746 |
| Trailors | 650 | 3 | 3 | 4 | 1 | 2 | 3 | 0 | 3 | 1 | 2 | 0 | 0 | 672 |
| Construction Equipment vehicle | 165 | 0 | 0 | 0 | 0 | 0 | 0 | 0 | 0 | 0 | 0 | 0 | 0 | 165 |
| Other Vehicles | 847 | 0 | 4 | 6 | 4 | 2 | 8 | 8 | 6 | 0 | 15 | 0 | 7 | 907 |
| Total Non-Transport Vehicle | 199514 | 2324 | 2179 | 2223 | 1741 | 2876 | 2719 | 2922 | 2717 | 1288 | 3378 | 2160 | 2399 | 228440 |
| Goods Vehicle | | | | | | | | | | | | | | |
| Multi Axled/Articulated Vehicle | 510 | 15 | 10 | 14 | 6 | 5 | 0 | 3 | 7 | 3 | 3 | 4 | 2 | 582 |
| Trucks and Lorries | 3006 | 22 | 30 | 29 | 17 | 31 | 28 | 14 | 12 | 5 | 9 | 28 | 12 | 3243 |
| Total | 3516 | 37 | 40 | 43 | 23 | 36 | 28 | 17 | 19 | 8 | 12 | 32 | 14 | 3825 |
| Light Goods Vehicles | | | | | | | | | | | | | | |
| 4 Wheelers | 1981 | 70 | 68 | 53 | 51 | 50 | 63 | 58 | 68 | 38 | 28 | 38 | 32 | 2598 |
| 3 Wheelers | 3174 | 8 | 12 | 16 | 13 | 9 | 14 | 9 | 12 | 8 | 8 | 3 | 7 | 3293 |
| Total | 5155 | 78 | 80 | 69 | 64 | 59 | 77 | 67 | 80 | 46 | 36 | 41 | 39 | 5891 |
| Buses | | | | | | | | | | | | | | |
| Stage Carriages | 194 | 0 | 0 | 2 | 0 | 0 | 0 | 0 | 0 | 0 | 0 | 0 | 0 | 196 |
| Contract Carriages | 3 | 0 | 0 | 0 | 0 | 0 | 0 | 0 | 0 | 0 | 0 | 0 | 0 | 3 |
| Private Service Vehicles | 88 | 0 | 0 | 4 | 0 | 0 | 0 | 0 | 0 | 0 | 0 | 0 | 0 | 92 |
| Educational Institution Buses | 417 | 3 | 9 | 10 | 6 | 2 | 0 | 0 | 1 | 0 | 0 | 0 | 2 | 450 |
| Other Buses | 24 | 0 | 0 | 0 | 0 | 0 | 0 | 0 | 0 | 0 | 0 | 0 | 0 | 24 |
| Total | 726 | 3 | 9 | 16 | 6 | 2 | 0 | 0 | 1 | 0 | 0 | 0 | 2 | 765 |
| Taxies | | | | | | | | | | | | | | |
| Motor Cabs | 5100 | 80 | 60 | 66 | 76 | 25 | 72 | 58 | 23 | 78 | 157 | 23 | 17 | 5835 |
| Maxicabs | 2016 | 30 | 32 | 16 | 14 | 0 | 27 | 25 | 0 | 5 | 37 | 0 | 0 | 2202 |
| Other Cabs | 141 | 0 | 0 | 0 | 0 | 107 | 0 | 0 | 82 | 0 | 0 | 112 | 122 | 564 |
| Total | 7257 | 110 | 92 | 82 | 90 | 132 | 99 | 83 | 105 | 83 | 194 | 135 | 139 | 8601 |
| Light passenger Vehicles | | | | | | | | | | | | | | |
| Auto rickshaws | 10401 | 9 | 17 | 25 | 35 | 43 | 36 | 56 | 38 | 27 | 13 | 22 | 28 | 10750 |
| 4 to 6 Seaters | 50 | 0 | 0 | 0 | 0 | 0 | 0 | 0 | 0 | 0 | 0 | 0 | 0 | 50 |
| Total | 10451 | 9 | 17 | 25 | 35 | 43 | 36 | 56 | 38 | 27 | 13 | 22 | 28 | 10800 |
| Other Vehicles | 887 | 1 | 2 | 3 | 2 | 2 | 4 | 2 | 0 | 0 | 1 | 0 | 7 | 911 |
| Total Transport Vehicles | 27992 | 238 | 240 | 238 | 220 | 274 | 244 | 225 | 243 | 164 | 256 | 230 | 229 | 30793 |
| Total(Transport+ NonTransport) | 227506 | 2562 | 2419 | 2461 | 1961 | 3150 | 2963 | 3147 | 2960 | 1452 | 3634 | 2390 | 2628 | 259233 |

42. Ramnagar (KA-42)

| Category of vehicles | 31.03.2014 | Vehicle newly Registered in the year 2014-15 | | | | | | | | | | | | 31.03.2015 |
|---------------------------------|------------|----------------------------------------------|------|------|------|------|------|------|------|-----|------|------|------|------------|
| | | April | may | june | july | Aug | Sept | Oct | Nov | Dec | Jan | Feb | Mar | |
| Two Wheelers | 201726 | 1027 | 1188 | 1134 | 964 | 1125 | 1135 | 1165 | 1259 | 660 | 1364 | 1553 | 1094 | 215394 |
| Cars | 24946 | 59 | 60 | 94 | 59 | 92 | 97 | 96 | 77 | 50 | 87 | 114 | 129 | 25960 |
| Jeeps | 502 | 0 | 1 | 0 | 0 | 0 | 0 | 0 | 0 | 0 | 0 | 0 | 0 | 503 |
| Omni buses | 1413 | 0 | 0 | 0 | 0 | 0 | 0 | 0 | 0 | 0 | 0 | 0 | 0 | 1413 |
| Tractors | 10382 | 27 | 30 | 41 | 31 | 21 | 29 | 27 | 31 | 12 | 16 | 33 | 26 | 10706 |
| Trailors | 2628 | 23 | 24 | 34 | 31 | 21 | 28 | 27 | 32 | 10 | 17 | 21 | 22 | 2918 |
| Construction Equipment vehicle | 230 | 0 | 0 | 0 | 0 | 0 | 0 | 0 | 0 | 0 | 0 | 0 | 0 | 230 |
| Other Vehicles | 2556 | 28 | 0 | 13 | 19 | 11 | 7 | 58 | 9 | 8 | 12 | 2 | 17 | 2740 |
| Total Non-Transport Vehicle | 244383 | 1164 | 1303 | 1316 | 1104 | 1270 | 1296 | 1373 | 1408 | 740 | 1496 | 1723 | 1288 | 259864 |
| Goods Vehicle | | | | | | | | | | | | | | |
| Multi Axled/Articulated Vehicle | 1219 | 2 | 15 | 3 | 1 | 6 | 0 | 2 | 0 | 5 | 6 | 4 | 5 | 1268 |
| Trucks and Lorries | 4230 | 9 | 14 | 17 | 10 | 5 | 0 | 8 | 7 | 5 | 14 | 11 | 4 | 4334 |
| Total | 5449 | 11 | 29 | 20 | 11 | 11 | 0 | 10 | 7 | 10 | 20 | 15 | 9 | 5602 |
| Light Goods Vehicles | | | | | | | | | | | | | | |
| 4 Wheelers | 5440 | 43 | 40 | 35 | 37 | 34 | 0 | 35 | 46 | 23 | 51 | 40 | 40 | 5864 |
| 3 Wheelers | 4837 | 3 | 6 | 15 | 11 | 7 | 0 | 12 | 14 | 9 | 12 | 10 | 9 | 4945 |
| Total | 10277 | 46 | 46 | 50 | 48 | 41 | 0 | 47 | 60 | 32 | 63 | 50 | 49 | 10809 |
| Buses | | | | | | | | | | | | | | |
| Stage Carriages | 1464 | 0 | 0 | 0 | 0 | 0 | 0 | 0 | 0 | 0 | 0 | 1 | 0 | 1465 |
| Contract Carriages | 78 | 0 | 0 | 0 | 0 | 0 | 0 | 0 | 0 | 0 | 0 | 0 | 0 | 78 |
| Private Service Vehicles | 295 | 0 | 0 | 16 | 0 | 5 | 0 | 0 | 0 | 4 | 1 | 1 | 3 | 325 |
| Educational Institution Buses | 1676 | 0 | 2 | 14 | 4 | 2 | 0 | 4 | 2 | 0 | 0 | 1 | 1 | 1706 |
| Other Buses | 572 | 0 | 0 | 0 | 0 | 4 | 0 | 0 | 4 | 8 | 2 | 0 | 0 | 590 |
| Total | 4085 | 0 | 2 | 30 | 4 | 11 | 0 | 4 | 6 | 12 | 3 | 3 | 4 | 4164 |
| Taxis | | | | | | | | | | | | | | |
| Motor Cabs | 7129 | 12 | 6 | 7 | 9 | 5 | 0 | 0 | 3 | 7 | 25 | 64 | 48 | 7315 |
| Maxicabs | 3150 | 6 | 1 | 6 | 0 | 7 | 0 | 0 | 1 | 0 | 0 | 1 | 3 | 3175 |
| Other Cabs | 650 | 0 | 0 | 0 | 0 | 0 | 0 | 0 | 0 | 0 | 0 | 0 | 0 | 650 |
| Total | 10929 | 18 | 7 | 13 | 9 | 12 | 0 | 0 | 4 | 7 | 25 | 65 | 51 | 11140 |
| Light passenger Vehicles | | | | | | | | | | | | | | |
| Auto rickshaws | 6927 | 21 | 36 | 56 | 29 | 43 | 0 | 23 | 22 | 14 | 25 | 29 | 27 | 7252 |
| 4 to 6 Seaters | 312 | 0 | 0 | 0 | 0 | 0 | 0 | 0 | 0 | 0 | 0 | 0 | 0 | 312 |
| Total | 7239 | 21 | 36 | 56 | 29 | 43 | 0 | 23 | 22 | 14 | 25 | 29 | 27 | 7564 |
| Other Vehicles | 2237 | 2 | 7 | 3 | 0 | 0 | 0 | 1 | 0 | 1 | 0 | 0 | 1 | 2252 |
| Total Transport Vehicles | 40216 | 98 | 127 | 172 | 101 | 118 | 0 | 85 | 99 | 76 | 136 | 162 | 141 | 41531 |
| Total(Transport+ NonTransport) | 284599 | 1262 | 1430 | 1488 | 1205 | 1388 | 1296 | 1458 | 1507 | 816 | 1632 | 1885 | 1429 | 301395 |

43. Devanahalli (KA-43)

| Category of vehicles | 31.03.2014 | Vehicle newly Registered in the year 2014-15 | | | | | | | | | | | | 31.03.2015 |
|---------------------------------|------------|----------------------------------------------|------|------|------|------|------|------|-----|-----|------|-----|-----|------------|
| | | April | may | june | july | Aug | Sept | Oct | Nov | Dec | Jan | Feb | Mar | |
| Two Wheelers | 114176 | 840 | 824 | 690 | 610 | 845 | 821 | 959 | 579 | 487 | 911 | 808 | 821 | 123371 |
| Cars | 17908 | 68 | 75 | 67 | 53 | 68 | 88 | 78 | 52 | 32 | 118 | 76 | 69 | 18752 |
| Jeeps | 184 | 0 | 0 | 0 | 0 | 0 | 0 | 0 | 0 | 0 | 0 | 0 | 0 | 184 |
| Omni buses | 500 | 0 | 0 | 0 | 0 | 0 | 0 | 0 | 0 | 0 | 0 | 0 | 0 | 500 |
| Tractors | 4468 | 33 | 39 | 37 | 27 | 34 | 30 | 11 | 24 | 16 | 29 | 20 | 16 | 4784 |
| Trailors | 3504 | 16 | 14 | 18 | 18 | 18 | 16 | 8 | 13 | 9 | 18 | 16 | 10 | 3678 |
| Construction Equipment vehicle | 182 | 0 | 0 | 0 | 0 | 0 | 0 | 0 | 0 | 0 | 0 | 0 | 0 | 182 |
| Other Vehicles | 328 | 5 | 0 | 0 | 12 | 5 | 0 | 3 | 0 | 0 | 0 | 0 | 0 | 353 |
| Total Non-Transport Vehicle | 141250 | 962 | 952 | 812 | 720 | 970 | 955 | 1059 | 668 | 544 | 1076 | 920 | 916 | 151804 |
| Goods Vehicle | | | | | | | | | | | | | | |
| Multi Axled/Articulated Vehicle | 418 | 7 | 4 | 6 | 4 | 6 | 0 | 0 | 0 | 1 | 5 | 0 | 2 | 453 |
| Trucks and Lorries | 2655 | 7 | 9 | 7 | 8 | 9 | 4 | 7 | 3 | 1 | 5 | 9 | 5 | 2729 |
| Total | 3073 | 14 | 13 | 13 | 12 | 15 | 4 | 7 | 3 | 2 | 10 | 9 | 7 | 3182 |
| Light Goods Vehicles | | | | | | | | | | | | | | |
| 4 Wheelers | 2733 | 19 | 19 | 27 | 24 | 21 | 22 | 20 | 23 | 20 | 26 | 31 | 16 | 3001 |
| 3 Wheelers | 368 | 5 | 2 | 3 | 1 | 1 | 3 | 2 | 2 | 1 | 3 | 3 | 0 | 394 |
| Total | 3101 | 24 | 21 | 30 | 25 | 22 | 25 | 22 | 25 | 21 | 29 | 34 | 16 | 3395 |
| Buses | | | | | | | | | | | | | | |
| Stage Carriages | 36 | 0 | 0 | 0 | 1 | 0 | 0 | 0 | 0 | 0 | 0 | 0 | 0 | 37 |
| Contract Carriages | 85 | 0 | 0 | 0 | 0 | 0 | 0 | 0 | 1 | 0 | 0 | 0 | 0 | 86 |
| Private Service Vehicles | 199 | 0 | 0 | 1 | 0 | 2 | 0 | 0 | 2 | 2 | 2 | 2 | 12 | 222 |
| Educational Institution Buses | 192 | 0 | 1 | 10 | 5 | 8 | 4 | 3 | 0 | 0 | 0 | 3 | 1 | 227 |
| Other Buses | 6 | 0 | 0 | 0 | 0 | 0 | 1 | 0 | 0 | 0 | 0 | 0 | 0 | 7 |
| Total | 518 | 0 | 1 | 11 | 6 | 10 | 5 | 3 | 3 | 2 | 2 | 5 | 13 | 579 |
| Taxis | | | | | | | | | | | | | | |
| Motor Cabs | 119 | 1 | 3 | 0 | 3 | 7 | 4 | 0 | 3 | 1 | 3 | 14 | 0 | 158 |
| Maxicabs | 268 | 0 | 2 | 1 | 2 | 1 | 3 | 2 | 1 | 1 | 1 | 1 | 2 | 285 |
| Other Cabs | 106 | 0 | 0 | 0 | 0 | 0 | 0 | 0 | 0 | 2 | 0 | 0 | 10 | 118 |
| Total | 493 | 1 | 5 | 1 | 5 | 8 | 7 | 2 | 4 | 4 | 4 | 15 | 12 | 561 |
| Light passenger Vehicles | | | | | | | | | | | | | | |
| Auto rickshaws | 961 | 18 | 14 | 14 | 15 | 21 | 19 | 18 | 12 | 15 | 20 | 7 | 14 | 1148 |
| 4 to 6 Seaters | 205 | 7 | 0 | 6 | 0 | 0 | 0 | 3 | 0 | 0 | 0 | 0 | 0 | 221 |
| Total | 1166 | 25 | 14 | 20 | 15 | 21 | 19 | 21 | 12 | 15 | 20 | 7 | 14 | 1369 |
| Other Vehicles | 2433 | 2 | 0 | 0 | 0 | 0 | 0 | 5 | 1 | 1 | 0 | 1 | 0 | 2443 |
| Total Transport Vehicles | 10784 | 66 | 54 | 75 | 63 | 76 | 60 | 60 | 48 | 45 | 65 | 71 | 62 | 11529 |
| Total(Transport+ NonTransport) | 152034 | 1028 | 1006 | 887 | 783 | 1046 | 1015 | 1119 | 716 | 589 | 1141 | 991 | 978 | 163333 |

44. Tipatur (KA-44)

| Category of vehicles | 31.03.2014 | Vehicle newly Registered in the year 2014-15 | | | | | | | | | | | | 31.03.2015 |
|---------------------------------|------------|----------------------------------------------|------|------|------|-----|------|------|------|-----|-----|------|------|------------|
| | | April | may | june | july | Aug | Sept | Oct | Nov | Dec | Jan | Feb | Mar | |
| Two Wheelers | 97277 | 799 | 855 | 851 | 869 | 742 | 796 | 892 | 1066 | 578 | 685 | 908 | 908 | 107226 |
| Cars | 7303 | 36 | 45 | 39 | 44 | 35 | 52 | 41 | 40 | 23 | 60 | 42 | 45 | 7805 |
| Jeeps | 15 | 0 | 0 | 0 | 0 | 0 | 0 | 0 | 0 | 0 | 0 | 0 | 0 | 15 |
| Omni buses | 400 | 0 | 0 | 0 | 0 | 0 | 0 | 0 | 0 | 0 | 0 | 0 | 0 | 400 |
| Tractors | 8372 | 50 | 44 | 33 | 45 | 30 | 35 | 39 | 56 | 50 | 48 | 53 | 67 | 8922 |
| Trailors | 5657 | 34 | 35 | 25 | 26 | 19 | 24 | 32 | 38 | 37 | 36 | 39 | 58 | 6060 |
| Construction Equipment vehicle | 224 | 0 | 0 | 0 | 0 | 0 | 0 | 0 | 0 | 0 | 0 | 0 | 0 | 224 |
| Other Vehicles | 859 | 2 | 0 | 1 | 2 | 1 | 2 | 4 | 1 | 2 | 5 | 4 | 5 | 888 |
| Total Non-Transport Vehicle | 120107 | 921 | 979 | 949 | 986 | 827 | 909 | 1008 | 1201 | 690 | 834 | 1046 | 1083 | 131540 |
| Goods Vehicle | | | | | | | | | | | | | | |
| Multi Axled/Articulated Vehicle | 226 | 0 | 0 | 1 | 0 | 0 | 0 | 2 | 3 | 2 | 0 | 1 | 1 | 236 |
| Trucks and Lorries | 689 | 1 | 1 | 0 | 3 | 1 | 0 | 3 | 2 | 3 | 8 | 1 | 1 | 713 |
| Total | 915 | 1 | 1 | 1 | 3 | 1 | 0 | 5 | 5 | 5 | 8 | 2 | 2 | 949 |
| Light Goods Vehicles | | | | | | | | | | | | | | |
| 4 Wheelers | 1818 | 16 | 11 | 21 | 10 | 20 | 23 | 11 | 9 | 8 | 17 | 16 | 13 | 1993 |
| 3 Wheelers | 1373 | 6 | 9 | 11 | 8 | 6 | 8 | 9 | 19 | 3 | 3 | 9 | 10 | 1474 |
| Total | 3191 | 22 | 20 | 32 | 18 | 26 | 31 | 20 | 28 | 11 | 20 | 25 | 23 | 3467 |
| Buses | | | | | | | | | | | | | | |
| Stage Carriages | 0 | 0 | 0 | 0 | 0 | 0 | 1 | 0 | 0 | 0 | 0 | 0 | 0 | 1 |
| Contract Carriages | 31 | 0 | 0 | 0 | 0 | 0 | 0 | 1 | 0 | 0 | 0 | 0 | 0 | 32 |
| Private Service Vehicles | 40 | 0 | 0 | 0 | 0 | 0 | 0 | 0 | 0 | 0 | 0 | 0 | 0 | 40 |
| Educational Institution Buses | 107 | 0 | 0 | 10 | 0 | 1 | 0 | 0 | 1 | 0 | 0 | 0 | 0 | 119 |
| Other Buses | 40 | 0 | 0 | 0 | 0 | 0 | 0 | 0 | 0 | 0 | 0 | 0 | 0 | 40 |
| Total | 218 | 0 | 0 | 10 | 0 | 1 | 1 | 1 | 1 | 0 | 0 | 0 | 0 | 232 |
| Taxies | | | | | | | | | | | | | | |
| Motor Cabs | 4 | 0 | 0 | 0 | 0 | 0 | 0 | 0 | 0 | 0 | 0 | 0 | 0 | 4 |
| Maxicabs | 320 | 3 | 1 | 4 | 5 | 2 | 1 | 3 | 3 | 3 | 3 | 3 | 1 | 352 |
| Other Cabs | 66 | 4 | 6 | 5 | 4 | 10 | 2 | 9 | 7 | 5 | 18 | 6 | 16 | 158 |
| Total | 390 | 7 | 7 | 9 | 9 | 12 | 3 | 12 | 10 | 8 | 21 | 9 | 17 | 514 |
| Light passenger Vehicles | | | | | | | | | | | | | | |
| Auto rickshaws | 2635 | 6 | 31 | 28 | 20 | 18 | 45 | 28 | 24 | 16 | 38 | 9 | 32 | 2930 |
| 4 to 6 Seaters | 446 | 0 | 0 | 0 | 0 | 0 | 0 | 0 | 0 | 0 | 0 | 0 | 0 | 446 |
| Total | 3081 | 6 | 31 | 28 | 20 | 18 | 45 | 28 | 24 | 16 | 38 | 9 | 32 | 3376 |
| Other Vehicles | 884 | 4 | 6 | 4 | 9 | 2 | 2 | 4 | 5 | 3 | 2 | 0 | 4 | 929 |
| Total Transport Vehicles | 8679 | 40 | 65 | 84 | 59 | 60 | 82 | 70 | 73 | 43 | 89 | 45 | 78 | 9467 |
| Total(Transport+ NonTransport) | 128786 | 961 | 1044 | 1033 | 1045 | 887 | 991 | 1078 | 1274 | 733 | 923 | 1091 | 1161 | 141007 |

45. Hunasur (KA-45)

| Category of vehicles | 31.03.2014 | Vehicle newly Registered in the year 2014-15 | | | | | | | | | | | | 31.03.2015 |
|---------------------------------|------------|----------------------------------------------|------|------|------|------|------|------|------|------|------|------|------|------------|
| | | April | may | june | july | Aug | Sept | Oct | Nov | Dec | Jan | Feb | Mar | |
| Two Wheelers | 82429 | 1622 | 1176 | 1284 | 1217 | 919 | 1466 | 1230 | 1433 | 1017 | 1235 | 1172 | 1563 | 97763 |
| Cars | 7611 | 92 | 40 | 146 | 62 | 55 | 72 | 72 | 103 | 98 | 115 | 83 | 90 | 8639 |
| Jeeps | 250 | 0 | 0 | 0 | 0 | 0 | 0 | 0 | 0 | 0 | 0 | 0 | 0 | 250 |
| Omni buses | 577 | 1 | 0 | 0 | 0 | 0 | 0 | 0 | 0 | 0 | 0 | 0 | 0 | 578 |
| Tractors | 5520 | 92 | 90 | 92 | 80 | 26 | 47 | 38 | 51 | 56 | 78 | 61 | 80 | 6311 |
| Trailors | 4726 | 0 | 0 | 0 | 0 | 0 | 0 | 0 | 0 | 0 | 0 | 40 | 45 | 5162 |
| Construction Equipment vehicle | 0 | 0 | 0 | 0 | 0 | 0 | 0 | 0 | 0 | 0 | 0 | 0 | 0 | 0 |
| Other Vehicles | 63 | 0 | 0 | 0 | 0 | 0 | 34 | 0 | 0 | 0 | 0 | 0 | 0 | 97 |
| Total Non-Transport Vehicle | 101176 | 1861 | 1364 | 1581 | 1395 | 1009 | 1646 | 1351 | 1617 | 1201 | 1465 | 1356 | 1778 | 118800 |
| Goods Vehicle | | | | | | | | | | | | | | |
| Multi Axled/Articulated Vehicle | 79 | 0 | 0 | 2 | 0 | 0 | 0 | 1 | 2 | 0 | 0 | 1 | 2 | 87 |
| Trucks and Lorries | 1374 | 1 | 2 | 2 | 2 | 1 | 1 | 2 | 1 | 6 | 1 | 0 | 1 | 1394 |
| Total | 1453 | 1 | 2 | 4 | 2 | 1 | 1 | 3 | 3 | 6 | 1 | 1 | 3 | 1481 |
| Light Goods Vehicles | | | | | | | | | | | | | | |
| 4 Wheelers | 2494 | 34 | 97 | 36 | 36 | 32 | 28 | 42 | 44 | 56 | 55 | 33 | 53 | 3040 |
| 3 Wheelers | 908 | 81 | 112 | 52 | 54 | 49 | 37 | 73 | 73 | 24 | 24 | 60 | 41 | 1588 |
| Total | 3402 | 115 | 209 | 88 | 90 | 81 | 65 | 115 | 117 | 80 | 79 | 93 | 94 | 4628 |
| Buses | | | | | | | | | | | | | | |
| Stage Carriages | 26 | 0 | 0 | 0 | 0 | 0 | 0 | 0 | 0 | 0 | 0 | 0 | 0 | 26 |
| Contract Carriages | 0 | 0 | 0 | 0 | 0 | 0 | 0 | 0 | 0 | 0 | 0 | 0 | 0 | 0 |
| Private Service Vehicles | 16 | 0 | 0 | 0 | 0 | 0 | 0 | 0 | 0 | 3 | 0 | 0 | 3 | 22 |
| Educational Institution Buses | 89 | 1 | 0 | 2 | 13 | 3 | 0 | 1 | 3 | 0 | 2 | 1 | 0 | 115 |
| Other Buses | 15 | 0 | 0 | 0 | 0 | 0 | 0 | 0 | 0 | 0 | 0 | 0 | 0 | 15 |
| Total | 146 | 1 | 0 | 2 | 13 | 3 | 0 | 1 | 3 | 3 | 2 | 1 | 3 | 178 |
| Taxies | | | | | | | | | | | | | | |
| Motor Cabs | 821 | 12 | 13 | 22 | 3 | 2 | 4 | 4 | 6 | 0 | 10 | 19 | 12 | 928 |
| Maxicabs | 560 | 11 | 6 | 12 | 7 | 9 | 5 | 5 | 5 | 7 | 10 | 7 | 6 | 650 |
| Other Cabs | 0 | 0 | 0 | 0 | 0 | 0 | 0 | 0 | 0 | 0 | 0 | 0 | 0 | 0 |
| Total | 1381 | 23 | 19 | 34 | 10 | 11 | 9 | 9 | 11 | 7 | 20 | 26 | 18 | 1578 |
| Light passenger Vehicles | | | | | | | | | | | | | | |
| Auto rickshaws | 2264 | 14 | 5 | 47 | 16 | 15 | 24 | 21 | 13 | 17 | 9 | 17 | 24 | 2486 |
| 4 to 6 Seaters | 0 | 0 | 0 | 0 | 0 | 0 | 0 | 0 | 0 | 0 | 0 | 0 | 0 | 0 |
| Total | 2264 | 14 | 5 | 47 | 16 | 15 | 24 | 21 | 13 | 17 | 9 | 17 | 24 | 2486 |
| Other Vehicles | 1791 | 0 | 0 | 0 | 0 | 0 | 0 | 0 | 0 | 0 | 0 | 0 | 24 | 1815 |
| Total Transport Vehicles | 10437 | 154 | 235 | 175 | 131 | 111 | 99 | 149 | 147 | 113 | 111 | 138 | 166 | 12166 |
| Total(Transport+ NonTransport) | 111613 | 2015 | 1599 | 1756 | 1526 | 1120 | 1745 | 1500 | 1764 | 1314 | 1576 | 1494 | 1944 | 130966 |

46. Sakaleshpur (KA-46)

| Category of vehicles | 31.03.2014 | Vehicle newly Registered in the year 2014-15 | | | | | | | | | | | | 31.03.2015 |
|---------------------------------|------------|----------------------------------------------|-----|------|------|-----|------|-----|-----|-----|-----|-----|-----|------------|
| | | April | may | june | july | Aug | Sept | Oct | Nov | Dec | Jan | Feb | Mar | |
| Two Wheelers | 57190 | 463 | 413 | 483 | 356 | 351 | 425 | 401 | 575 | 441 | 386 | 431 | 442 | 62357 |
| Cars | 7472 | 75 | 48 | 57 | 40 | 37 | 60 | 53 | 45 | 37 | 72 | 56 | 65 | 8117 |
| Jeeps | 445 | 0 | 0 | 0 | 0 | 0 | 0 | 0 | 0 | 0 | 0 | 0 | 0 | 445 |
| Omni buses | 450 | 0 | 0 | 0 | 0 | 0 | 0 | 0 | 0 | 0 | 0 | 0 | 0 | 450 |
| Tractors | 5977 | 25 | 28 | 28 | 16 | 8 | 23 | 13 | 23 | 25 | 21 | 25 | 30 | 6242 |
| Trailors | 2914 | 19 | 18 | 23 | 19 | 6 | 25 | 12 | 15 | 26 | 16 | 16 | 26 | 3135 |
| Construction Equipment vehicle | 182 | 6 | 3 | 12 | 19 | 9 | 5 | 5 | 4 | 8 | 4 | 5 | 1 | 263 |
| Other Vehicles | 676 | 0 | 0 | 0 | 0 | 0 | 0 | 0 | 0 | 0 | 0 | 0 | 0 | 676 |
| Total Non-Transport Vehicle | 75306 | 588 | 510 | 603 | 450 | 411 | 538 | 484 | 662 | 537 | 499 | 533 | 564 | 81685 |
| Goods Vehicle | | | | | | | | | | | | | | |
| Multi Axled/Articulated Vehicle | 257 | 29 | 12 | 31 | 17 | 10 | 10 | 10 | 8 | 13 | 0 | 6 | 11 | 414 |
| Trucks and Lorries | 1283 | 0 | 0 | 0 | 0 | 8 | 0 | 0 | 10 | 0 | 2 | 10 | 0 | 1313 |
| Total | 1540 | 29 | 12 | 31 | 17 | 18 | 10 | 10 | 18 | 13 | 2 | 16 | 11 | 1727 |
| Light Goods Vehicles | | | | | | | | | | | | | | |
| 4 Wheelers | 1489 | 0 | 0 | 4 | 0 | 10 | 15 | 11 | 10 | 0 | 28 | 10 | 10 | 1587 |
| 3 Wheelers | 1236 | 13 | 8 | 14 | 11 | 17 | 10 | 6 | 0 | 0 | 0 | 3 | 20 | 1338 |
| Total | 2725 | 13 | 8 | 18 | 11 | 27 | 25 | 17 | 10 | 0 | 28 | 13 | 30 | 2925 |
| Buses | | | | | | | | | | | | | | |
| Stage Carriages | 0 | 0 | 0 | 0 | 0 | 0 | 0 | 0 | 0 | 0 | 0 | 0 | 0 | 0 |
| Contract Carriages | 0 | 0 | 0 | 0 | 0 | 0 | 0 | 0 | 0 | 0 | 0 | 0 | 0 | 0 |
| Private Service Vehicles | 15 | 0 | 1 | 1 | 1 | 2 | 0 | 0 | 0 | 0 | 0 | 0 | 0 | 20 |
| Educational Institution Buses | 24 | 0 | 0 | 0 | 0 | 0 | 0 | 0 | 0 | 0 | 0 | 0 | 0 | 24 |
| Other Buses | 5 | 0 | 0 | 0 | 0 | 0 | 0 | 0 | 0 | 0 | 0 | 0 | 0 | 5 |
| Total | 44 | 0 | 1 | 1 | 1 | 2 | 0 | 0 | 0 | 0 | 0 | 0 | 0 | 49 |
| Taxies | | | | | | | | | | | | | | |
| Motor Cabs | 766 | 5 | 7 | 5 | 3 | 4 | 7 | 2 | 3 | 1 | 5 | 6 | 7 | 821 |
| Maxicabs | 357 | 0 | 4 | 1 | 4 | 3 | 1 | 5 | 1 | 2 | 2 | 2 | 2 | 384 |
| Other Cabs | 0 | 0 | 0 | 0 | 0 | 0 | 0 | 0 | 0 | 0 | 0 | 0 | 0 | 0 |
| Total | 1123 | 5 | 11 | 6 | 7 | 7 | 8 | 7 | 4 | 3 | 7 | 8 | 9 | 1205 |
| Light passenger Vehicles | | | | | | | | | | | | | | |
| Auto rickshaws | 1682 | 13 | 11 | 17 | 19 | 24 | 28 | 28 | 31 | 29 | 26 | 12 | 23 | 1943 |
| 4 to 6 Seaters | 0 | 0 | 0 | 0 | 0 | 0 | 0 | 0 | 0 | 0 | 0 | 0 | 0 | 0 |
| Total | 1682 | 13 | 11 | 17 | 19 | 24 | 28 | 28 | 31 | 29 | 26 | 12 | 23 | 1943 |
| Other Vehicles | 310 | 0 | 0 | 0 | 0 | 0 | 0 | 0 | 0 | 0 | 0 | 0 | 0 | 310 |
| Total Transport Vehicles | 7424 | 60 | 43 | 73 | 55 | 78 | 71 | 62 | 63 | 45 | 63 | 49 | 73 | 8159 |
| Total(Transport+ NonTransport) | 82730 | 648 | 553 | 676 | 505 | 489 | 609 | 546 | 725 | 582 | 562 | 582 | 637 | 89844 |

47. Honnavara (KA-47)

| Category of vehicles | 31.03.2014 | Vehicle newly Registered in the year 2014-15 | | | | | | | | | | | | 31.03.2015 |
|---------------------------------|------------|----------------------------------------------|-----|------|------|-----|------|-----|------|-----|-----|-----|-----|------------|
| | | April | may | june | july | Aug | Sept | Oct | Nov | Dec | Jan | Feb | Mar | |
| Two Wheelers | 79927 | 645 | 676 | 756 | 722 | 636 | 858 | 608 | 1199 | 897 | 830 | 807 | 807 | 89368 |
| Cars | 4862 | 59 | 41 | 49 | 43 | 43 | 44 | 44 | 74 | 27 | 58 | 40 | 48 | 5432 |
| Jeeps | 124 | 3 | 0 | 0 | 0 | 0 | 0 | 0 | 0 | 0 | 0 | 0 | 1 | 128 |
| Omni buses | 452 | 9 | 5 | 9 | 8 | 8 | 6 | 5 | 8 | 7 | 10 | 7 | 9 | 543 |
| Tractors | 1213 | 0 | 0 | 0 | 0 | 0 | 0 | 0 | 0 | 0 | 0 | 0 | 0 | 1213 |
| Trailors | 48 | 0 | 0 | 0 | 0 | 0 | 0 | 0 | 0 | 0 | 0 | 0 | 0 | 48 |
| Construction Equipment vehicle | 30 | 0 | 0 | 0 | 0 | 0 | 0 | 0 | 0 | 0 | 0 | 0 | 0 | 30 |
| Other Vehicles | 396 | 1 | 2 | 0 | 4 | 1 | 5 | 0 | 0 | 0 | 0 | 4 | 2 | 415 |
| Total Non-Transport Vehicle | 87052 | 717 | 724 | 814 | 777 | 688 | 913 | 657 | 1281 | 931 | 898 | 858 | 867 | 97177 |
| Goods Vehicle | | | | | | | | | | | | | | |
| Multi Axled/Articulated Vehicle | 550 | 0 | 0 | 0 | 0 | 0 | 0 | 0 | 0 | 0 | 0 | 0 | 0 | 550 |
| Trucks and Lorries | 1825 | 5 | 7 | 5 | 4 | 0 | 16 | 9 | 9 | 9 | 5 | 16 | 16 | 1926 |
| Total | 2375 | 5 | 7 | 5 | 4 | 0 | 16 | 9 | 9 | 9 | 5 | 16 | 16 | 2476 |
| Light Goods Vehicles | | | | | | | | | | | | | | |
| 4 Wheelers | 844 | 18 | 6 | 4 | 12 | 18 | 22 | 20 | 33 | 9 | 5 | 21 | 20 | 1032 |
| 3 Wheelers | 290 | 1 | 7 | 4 | 3 | 5 | 5 | 5 | 2 | 8 | 10 | 5 | 2 | 347 |
| Total | 1134 | 19 | 13 | 8 | 15 | 23 | 27 | 25 | 35 | 17 | 15 | 26 | 22 | 1379 |
| Buses | | | | | | | | | | | | | | |
| Stage Carriages | 256 | 0 | 0 | 0 | 0 | 0 | 0 | 0 | 0 | 0 | 0 | 0 | 0 | 256 |
| Contract Carriages | 10 | 0 | 0 | 0 | 0 | 0 | 0 | 0 | 0 | 0 | 0 | 0 | 0 | 10 |
| Private Service Vehicles | 21 | 0 | 0 | 0 | 0 | 0 | 0 | 0 | 0 | 0 | 0 | 0 | 2 | 23 |
| Educational Institution Buses | 80 | 1 | 0 | 10 | 11 | 2 | 0 | 1 | 0 | 3 | 0 | 0 | 0 | 108 |
| Other Buses | 7 | 0 | 0 | 0 | 0 | 0 | 0 | 2 | 0 | 4 | 0 | 0 | 0 | 13 |
| Total | 374 | 1 | 0 | 10 | 11 | 2 | 0 | 3 | 0 | 7 | 0 | 0 | 2 | 410 |
| Taxis | | | | | | | | | | | | | | |
| Motor Cabs | 992 | 14 | 3 | 2 | 2 | 2 | 9 | 8 | 10 | 6 | 30 | 13 | 11 | 1102 |
| Maxicabs | 514 | 3 | 2 | 2 | 3 | 1 | 2 | 0 | 2 | 2 | 2 | 5 | 6 | 544 |
| Other Cabs | 0 | 0 | 0 | 0 | 0 | 0 | 0 | 0 | 0 | 0 | 0 | 0 | 0 | 0 |
| Total | 1506 | 17 | 5 | 4 | 5 | 3 | 11 | 8 | 12 | 8 | 32 | 18 | 17 | 1646 |
| Light passenger Vehicles | | | | | | | | | | | | | | |
| Auto rickshaws | 1447 | 8 | 8 | 13 | 15 | 18 | 35 | 22 | 32 | 20 | 27 | 13 | 13 | 1671 |
| 4 to 6 Seaters | 95 | 0 | 0 | 0 | 0 | 0 | 0 | 0 | 0 | 0 | 0 | 0 | 0 | 95 |
| Total | 1542 | 8 | 8 | 13 | 15 | 18 | 35 | 22 | 32 | 20 | 27 | 13 | 13 | 1766 |
| Other Vehicles | 752 | 0 | 0 | 0 | 0 | 0 | 0 | 1 | 5 | 1 | 0 | 1 | 0 | 760 |
| Total Transport Vehicles | 7683 | 50 | 33 | 40 | 50 | 46 | 89 | 68 | 93 | 62 | 79 | 74 | 70 | 8437 |
| Total(Transport+ NonTransport) | 94735 | 767 | 757 | 854 | 827 | 734 | 1002 | 725 | 1374 | 993 | 977 | 932 | 937 | 105614 |

48. Jamakhandi (KA-48)

| Category of vehicles | 31.03.2014 | Vehicle newly Registered in the year 2014-15 | | | | | | | | | | | | 31.03.2015 |
|---------------------------------|------------|----------------------------------------------|------|------|------|-----|------|------|------|------|------|------|------|------------|
| | | April | may | june | july | Aug | Sept | Oct | Nov | Dec | Jan | Feb | Mar | |
| Two Wheelers | 82333 | 994 | 1109 | 1316 | 1122 | 791 | 1077 | 965 | 1640 | 910 | 835 | 904 | 821 | 94817 |
| Cars | 3806 | 60 | 56 | 51 | 0 | 43 | 38 | 30 | 65 | 41 | 67 | 52 | 49 | 4358 |
| Jeeps | 353 | 0 | 0 | 0 | 0 | 0 | 0 | 0 | 0 | 0 | 0 | 0 | 0 | 353 |
| Omni buses | 1936 | 34 | 28 | 30 | 0 | 22 | 27 | 25 | 28 | 15 | 26 | 18 | 19 | 2208 |
| Tractors | 9307 | 36 | 58 | 64 | 0 | 40 | 40 | 30 | 62 | 64 | 71 | 60 | 54 | 9886 |
| Trailors | 10173 | 24 | 24 | 24 | 0 | 47 | 57 | 45 | 80 | 63 | 54 | 39 | 33 | 10663 |
| Construction Equipment vehicle | 150 | 0 | 0 | 0 | 0 | 2 | 0 | 0 | 0 | 0 | 0 | 0 | 4 | 156 |
| Other Vehicles | 317 | 3 | 2 | 5 | 0 | 0 | 3 | 2 | 1 | 5 | 4 | 2 | 0 | 344 |
| Total Non-Transport Vehicle | 108375 | 1151 | 1277 | 1490 | 1122 | 945 | 1242 | 1097 | 1876 | 1098 | 1057 | 1075 | 980 | 122785 |
| Goods Vehicle | | | | | | | | | | | | | | |
| Multi Axled/Articulated Vehicle | 162 | 0 | 0 | 0 | 0 | 0 | 0 | 0 | 3 | 0 | 0 | 0 | 0 | 165 |
| Trucks and Lorries | 893 | 1 | 1 | 7 | 0 | 5 | 2 | 1 | 6 | 4 | 3 | 1 | 3 | 927 |
| Total | 1055 | 1 | 1 | 7 | 0 | 5 | 2 | 1 | 9 | 4 | 3 | 1 | 3 | 1092 |
| Light Goods Vehicles | | | | | | | | | | | | | | |
| 4 Wheelers | 1395 | 20 | 29 | 21 | 0 | 18 | 26 | 22 | 29 | 19 | 29 | 25 | 23 | 1656 |
| 3 Wheelers | 995 | 2 | 1 | 0 | 0 | 2 | 1 | 1 | 3 | 4 | 2 | 5 | 2 | 1018 |
| Total | 2390 | 22 | 30 | 21 | 0 | 20 | 27 | 23 | 32 | 23 | 31 | 30 | 25 | 2674 |
| Buses | | | | | | | | | | | | | | |
| Stage Carriages | 0 | 0 | 0 | 0 | 0 | 0 | 0 | 0 | 0 | 0 | 0 | 0 | 0 | 0 |
| Contract Carriages | 14 | 0 | 0 | 0 | 0 | 0 | 0 | 0 | 0 | 0 | 0 | 0 | 0 | 14 |
| Private Service Vehicles | 4 | 0 | 0 | 0 | 0 | 0 | 0 | 0 | 0 | 1 | 0 | 0 | 0 | 5 |
| Educational Institution Buses | 74 | 2 | 2 | 1 | 0 | 9 | 1 | 0 | 3 | 6 | 0 | 0 | 0 | 98 |
| Other Buses | 15 | 0 | 0 | 0 | 0 | 0 | 0 | 0 | 0 | 0 | 0 | 0 | 0 | 15 |
| Total | 107 | 2 | 2 | 1 | 0 | 9 | 1 | 0 | 3 | 7 | 0 | 0 | 0 | 132 |
| Taxis | | | | | | | | | | | | | | |
| Motor Cabs | 558 | 0 | 2 | 2 | 0 | 0 | 3 | 1 | 1 | 3 | 8 | 3 | 1 | 582 |
| Maxicabs | 760 | 4 | 0 | 2 | 0 | 1 | 1 | 1 | 3 | 4 | 3 | 1 | 2 | 782 |
| Other Cabs | 0 | 0 | 0 | 0 | 0 | 0 | 0 | 0 | 0 | 0 | 0 | 0 | 0 | 0 |
| Total | 1318 | 4 | 2 | 4 | 0 | 1 | 4 | 2 | 4 | 7 | 11 | 4 | 3 | 1364 |
| Light passenger Vehicles | | | | | | | | | | | | | | |
| Auto rickshaws | 1721 | 17 | 6 | 18 | 0 | 11 | 16 | 15 | 29 | 14 | 24 | 15 | 18 | 1904 |
| 4 to 6 Seaters | 110 | 0 | 0 | 0 | 0 | 0 | 0 | 0 | 0 | 0 | 0 | 0 | 0 | 110 |
| Total | 1831 | 17 | 6 | 18 | 0 | 11 | 16 | 15 | 29 | 14 | 24 | 15 | 18 | 2014 |
| Other Vehicles | 1219 | 1 | 1 | 3 | 0 | 3 | 2 | 2 | 0 | 0 | 0 | 0 | 2 | 1233 |
| Total Transport Vehicles | 7920 | 47 | 42 | 54 | 0 | 49 | 52 | 43 | 77 | 55 | 69 | 50 | 51 | 8509 |
| Total(Transport+ NonTransport) | 116295 | 1198 | 1319 | 1544 | 1122 | 994 | 1294 | 1140 | 1953 | 1153 | 1126 | 1125 | 1031 | 131294 |

49. Gokak (KA-49)

| Category of vehicles | 31.03.2014 | Vehicle newly Registered in the year 2014-15 | | | | | | | | | | | | 31.03.2015 |
|---------------------------------|------------|----------------------------------------------|------|------|------|-----|------|-----|------|------|-----|-----|-----|------------|
| | | April | may | june | july | Aug | Sept | Oct | Nov | Dec | Jan | Feb | Mar | |
| Two Wheelers | 101312 | 833 | 1101 | 1073 | 816 | 790 | 912 | 715 | 1421 | 971 | 561 | 685 | 820 | 112010 |
| Cars | 4699 | 23 | 39 | 48 | 37 | 25 | 35 | 57 | 74 | 36 | 50 | 33 | 47 | 5203 |
| Jeeps | 250 | 0 | 0 | 0 | 0 | 0 | 0 | 0 | 0 | 0 | 0 | 0 | 0 | 250 |
| Omni buses | 1913 | 4 | 6 | 3 | 6 | 4 | 5 | 0 | 3 | 2 | 8 | 2 | 4 | 1960 |
| Tractors | 5341 | 32 | 48 | 38 | 43 | 28 | 24 | 20 | 48 | 38 | 49 | 44 | 42 | 5795 |
| Trailors | 6490 | 21 | 32 | 53 | 54 | 20 | 39 | 35 | 67 | 23 | 24 | 21 | 33 | 6912 |
| Construction Equipment vehicle | 28 | 1 | 4 | 2 | 4 | 1 | 3 | 1 | 1 | 4 | 2 | 3 | 4 | 58 |
| Other Vehicles | 553 | 0 | 0 | 0 | 0 | 0 | 0 | 0 | 0 | 0 | 3 | 0 | 0 | 556 |
| Total Non-Transport Vehicle | 120586 | 914 | 1230 | 1217 | 960 | 868 | 1018 | 828 | 1614 | 1074 | 697 | 788 | 950 | 132744 |
| Goods Vehicle | | | | | | | | | | | | | | |
| Multi Axled/Articulated Vehicle | 207 | 2 | 0 | 0 | 0 | 0 | 1 | 0 | 0 | 0 | 0 | 0 | 0 | 210 |
| Trucks and Lorries | 2590 | 4 | 3 | 3 | 1 | 5 | 6 | 0 | 9 | 1 | 2 | 3 | 0 | 2627 |
| Total | 2797 | 6 | 3 | 3 | 1 | 5 | 7 | 0 | 9 | 1 | 2 | 3 | 0 | 2837 |
| Light Goods Vehicles | | | | | | | | | | | | | | |
| 4 Wheelers | 1310 | 18 | 32 | 19 | 26 | 15 | 19 | 27 | 40 | 20 | 21 | 23 | 12 | 1582 |
| 3 Wheelers | 155 | 3 | 0 | 2 | 0 | 2 | 1 | 0 | 1 | 1 | 1 | 0 | 0 | 166 |
| Total | 1465 | 21 | 32 | 21 | 26 | 17 | 20 | 27 | 41 | 21 | 22 | 23 | 12 | 1748 |
| Buses | | | | | | | | | | | | | | |
| Stage Carriages | 50 | 0 | 0 | 0 | 0 | 0 | 0 | 0 | 0 | 0 | 0 | 0 | 0 | 50 |
| Contract Carriages | 0 | 0 | 0 | 0 | 0 | 0 | 0 | 0 | 0 | 0 | 0 | 0 | 0 | 0 |
| Private Service Vehicles | 5 | 0 | 0 | 0 | 0 | 0 | 0 | 0 | 0 | 0 | 1 | 0 | 0 | 6 |
| Educational Institution Buses | 33 | 0 | 1 | 2 | 2 | 1 | 2 | 0 | 0 | 1 | 0 | 0 | 1 | 43 |
| Other Buses | 3 | 0 | 0 | 0 | 0 | 0 | 0 | 0 | 0 | 0 | 0 | 0 | 0 | 3 |
| Total | 91 | 0 | 1 | 2 | 2 | 1 | 2 | 0 | 0 | 1 | 1 | 0 | 1 | 102 |
| Taxis | | | | | | | | | | | | | | |
| Motor Cabs | 296 | 9 | 5 | 4 | 3 | 2 | 1 | 2 | 1 | 1 | 0 | 3 | 1 | 328 |
| Maxicabs | 125 | 3 | 3 | 3 | 3 | 2 | 3 | 1 | 0 | 3 | 0 | 0 | 0 | 146 |
| Other Cabs | 0 | 0 | 0 | 0 | 0 | 0 | 0 | 0 | 0 | 0 | 0 | 0 | 0 | 0 |
| Total | 421 | 12 | 8 | 7 | 6 | 4 | 4 | 3 | 1 | 4 | 0 | 3 | 1 | 474 |
| Light passenger Vehicles | | | | | | | | | | | | | | |
| Auto rickshaws | 558 | 2 | 2 | 0 | 2 | 1 | 0 | 0 | 0 | 1 | 1 | 0 | 0 | 567 |
| 4 to 6 Seaters | 85 | 0 | 0 | 0 | 0 | 0 | 0 | 0 | 0 | 0 | 0 | 0 | 0 | 85 |
| Total | 643 | 2 | 2 | 0 | 2 | 1 | 0 | 0 | 0 | 1 | 1 | 0 | 0 | 652 |
| Other Vehicles | 904 | 0 | 0 | 1 | 1 | 2 | 2 | 0 | 0 | 0 | 0 | 0 | 1 | 911 |
| Total Transport Vehicles | 6321 | 41 | 46 | 34 | 38 | 30 | 35 | 30 | 51 | 28 | 26 | 29 | 15 | 6724 |
| Total(Transport+ NonTransport) | 126907 | 955 | 1276 | 1251 | 998 | 898 | 1053 | 858 | 1665 | 1102 | 723 | 817 | 965 | 139468 |

50. Yelahanka (KA-50)

| Category of vehicles | 31.03.2014 | Vehicle newly Registered in the year 2014-15 | | | | | | | | | | | | 31.03.2015 |
|---------------------------------|------------|----------------------------------------------|------|------|------|------|------|------|------|-----|------|------|------|------------|
| | | April | may | june | july | Aug | Sept | Oct | Nov | Dec | Jan | Feb | Mar | |
| Two Wheelers | 117755 | 1175 | 1161 | 1218 | 945 | 1198 | 1230 | 1355 | 1055 | 644 | 1191 | 1138 | 1169 | 131234 |
| Cars | 30350 | 158 | 194 | 177 | 147 | 235 | 276 | 230 | 179 | 107 | 328 | 206 | 221 | 32808 |
| Jeeps | 730 | 2 | 0 | 0 | 0 | 0 | 0 | 0 | 0 | 0 | 0 | 0 | 0 | 732 |
| Omni buses | 1810 | 3 | 0 | 0 | 0 | 0 | 0 | 0 | 0 | 0 | 0 | 0 | 0 | 1813 |
| Tractors | 500 | 1 | 2 | 5 | 2 | 3 | 6 | 6 | 6 | 8 | 3 | 3 | 7 | 552 |
| Trailors | 261 | 1 | 1 | 5 | 1 | 4 | 5 | 4 | 3 | 7 | 3 | 2 | 6 | 303 |
| Construction Equipment vehicle | 286 | 3 | 6 | 2 | 2 | 2 | 3 | 0 | 1 | 4 | 3 | 1 | 3 | 316 |
| Other Vehicles | 612 | 0 | 0 | 0 | 0 | 0 | 0 | 0 | 0 | 0 | 0 | 0 | 0 | 612 |
| Total Non-Transport Vehicle | 152304 | 1343 | 1364 | 1407 | 1097 | 1442 | 1520 | 1595 | 1244 | 770 | 1528 | 1350 | 1406 | 168370 |
| Goods Vehicle | | | | | | | | | | | | | | |
| Multi Axled/Articulated Vehicle | 356 | 8 | 6 | 8 | 9 | 2 | 5 | 3 | 7 | 1 | 3 | 0 | 0 | 408 |
| Trucks and Lorries | 573 | 11 | 8 | 7 | 8 | 8 | 8 | 16 | 7 | 16 | 4 | 6 | 11 | 683 |
| Total | 929 | 19 | 14 | 15 | 17 | 10 | 13 | 19 | 14 | 17 | 7 | 6 | 11 | 1091 |
| Light Goods Vehicles | | | | | | | | | | | | | | |
| 4 Wheelers | 2120 | 18 | 18 | 21 | 17 | 23 | 35 | 25 | 16 | 17 | 15 | 30 | 24 | 2379 |
| 3 Wheelers | 1108 | 12 | 4 | 6 | 4 | 2 | 7 | 8 | 2 | 3 | 3 | 5 | 4 | 1168 |
| Total | 3228 | 30 | 22 | 27 | 21 | 25 | 42 | 33 | 18 | 20 | 18 | 35 | 28 | 3547 |
| Buses | | | | | | | | | | | | | | |
| Stage Carriages | 64 | 0 | 0 | 0 | 0 | 0 | 0 | 0 | 0 | 0 | 0 | 0 | 0 | 64 |
| Contract Carriages | 2 | 0 | 0 | 0 | 0 | 0 | 0 | 0 | 0 | 0 | 0 | 0 | 0 | 2 |
| Private Service Vehicles | 20 | 0 | 0 | 0 | 0 | 0 | 1 | 0 | 0 | 1 | 0 | 0 | 0 | 22 |
| Educational Institution Buses | 649 | 1 | 22 | 36 | 11 | 12 | 10 | 9 | 5 | 2 | 2 | 5 | 03 | 767 |
| Other Buses | 255 | 0 | 0 | 0 | 0 | 0 | 0 | 0 | 0 | 0 | 0 | 0 | 0 | 255 |
| Total | 990 | 1 | 22 | 36 | 11 | 12 | 11 | 9 | 5 | 3 | 2 | 5 | 3 | 1110 |
| Taxies | | | | | | | | | | | | | | |
| Motor Cabs | 2838 | 40 | 34 | 75 | 34 | 62 | 5 | 13 | 15 | 15 | 47 | 27 | 18 | 3223 |
| Maxicabs | 1253 | 9 | 6 | 12 | 6 | 6 | 8 | 7 | 2 | 2 | 6 | 3 | 1 | 1321 |
| Other Cabs | 568 | 0 | 0 | 0 | 0 | 0 | 18 | 17 | 20 | 26 | 75 | 65 | 105 | 894 |
| Total | 4659 | 49 | 40 | 87 | 40 | 68 | 31 | 37 | 37 | 43 | 128 | 95 | 124 | 5438 |
| Light passenger Vehicles | | | | | | | | | | | | | | |
| Auto rickshaws | 1241 | 5 | 6 | 4 | 1 | 11 | 5 | 2 | 5 | 6 | 5 | 7 | 3 | 1301 |
| 4 to 6 Seaters | 348 | 0 | 0 | 0 | 0 | 0 | 5 | 0 | 0 | 0 | 0 | 0 | 0 | 353 |
| Total | 1589 | 5 | 6 | 4 | 1 | 11 | 10 | 2 | 5 | 6 | 5 | 7 | 3 | 1654 |
| Other Vehicles | 903 | 4 | 0 | 3 | 1 | 2 | 2 | 6 | 0 | 0 | 4 | 1 | 4 | 930 |
| Total Transport Vehicles | 12298 | 108 | 104 | 172 | 91 | 128 | 109 | 106 | 79 | 89 | 164 | 149 | 173 | 13770 |
| Total(Transport+ NonTransport) | 164602 | 1451 | 1468 | 1579 | 1188 | 1570 | 1629 | 1701 | 1323 | 859 | 1692 | 1499 | 1579 | 182140 |

51. Electronic city (KA-51)

| Category of vehicles | 31.03.2014 | Vehicle newly Registered in the year 2014-15 | | | | | | | | | | | | 31.03.2015 |
|---------------------------------|------------|----------------------------------------------|------|------|------|------|------|------|------|------|------|------|------|------------|
| | | April | may | june | july | Aug | Sept | Oct | Nov | Dec | Jan | Feb | Mar | |
| Two Wheelers | 238613 | 3132 | 2941 | 3190 | 2569 | 3657 | 3957 | 3710 | 2850 | 1755 | 4002 | 766 | 3406 | 274548 |
| Cars | 94598 | 1221 | 1063 | 1030 | 934 | 1314 | 1251 | 1115 | 1098 | 883 | 1597 | 911 | 1115 | 108130 |
| Jeeps | 6 | 0 | 0 | 0 | 0 | 0 | 0 | 0 | 0 | 0 | 0 | 0 | 0 | 6 |
| Omni buses | 460 | 0 | 0 | 0 | 0 | 0 | 0 | 0 | 0 | 0 | 0 | 0 | 0 | 460 |
| Tractors | 665 | 9 | 19 | 17 | 15 | 19 | 3 | 4 | 8 | 0 | 8 | 10 | 8 | 785 |
| Trailors | 566 | 9 | 19 | 17 | 15 | 19 | 3 | 4 | 0 | 0 | 10 | 0 | 1 | 663 |
| Construction Equipment vehicle | 716 | 10 | 4 | 13 | 3 | 3 | 5 | 5 | 3 | 0 | 10 | 5 | 3 | 780 |
| Other Vehicles | 2209 | 4 | 10 | 0 | 5 | 2 | 0 | 2 | 2 | 0 | 0 | 6 | 2 | 2242 |
| Total Non-Transport Vehicle | 337833 | 4385 | 4056 | 4267 | 3541 | 5014 | 5219 | 4840 | 3961 | 2638 | 5627 | 1698 | 4535 | 387614 |
| Goods Vehicle | | | | | | | | | | | | | | |
| Multi Axled/Articulated Vehicle | 2059 | 39 | 43 | 46 | 35 | 41 | 48 | 43 | 19 | 12 | 28 | 66 | 35 | 2514 |
| Trucks and Lorries | 8436 | 21 | 24 | 79 | 28 | 38 | 39 | 26 | 21 | 30 | 20 | 80 | 29 | 8871 |
| Total | 10495 | 60 | 67 | 125 | 63 | 79 | 87 | 69 | 40 | 42 | 48 | 146 | 64 | 11385 |
| Light Goods Vehicles | | | | | | | | | | | | | | |
| 4 Wheelers | 6220 | 163 | 150 | 115 | 139 | 118 | 115 | 122 | 159 | 80 | 173 | 134 | 142 | 7830 |
| 3 Wheelers | 4789 | 0 | 0 | 0 | 1 | 9 | 0 | 0 | 0 | 0 | 0 | 0 | 2 | 4801 |
| Total | 11009 | 163 | 150 | 115 | 140 | 127 | 115 | 122 | 159 | 80 | 173 | 134 | 144 | 12631 |
| Buses | | | | | | | | | | | | | | |
| Stage Carriages | 214 | 0 | 2 | 1 | 0 | 3 | 2 | 2 | 0 | 3 | 6 | 1 | 1 | 235 |
| Contract Carriages | 367 | 10 | 8 | 5 | 2 | 1 | 17 | 5 | 13 | 13 | 9 | 11 | 12 | 473 |
| Private Service Vehicles | 477 | 8 | 20 | 5 | 20 | 17 | 25 | 46 | 38 | 14 | 16 | 41 | 24 | 751 |
| Educational Institution Buses | 1111 | 16 | 190 | 200 | 128 | 33 | 17 | 12 | 5 | 11 | 9 | 3 | 14 | 1749 |
| Other Buses | 2253 | 3 | 0 | 2 | 0 | 2 | 3 | 12 | 6 | 2 | 2 | 2 | 0 | 2287 |
| Total | 4422 | 37 | 220 | 213 | 150 | 56 | 64 | 77 | 62 | 43 | 42 | 58 | 51 | 5495 |
| Taxies | | | | | | | | | | | | | | |
| Motor Cabs | 1392 | 74 | 83 | 103 | 87 | 124 | 105 | 91 | 84 | 78 | 216 | 185 | 277 | 2899 |
| Maxicabs | 2984 | 21 | 32 | 38 | 29 | 35 | 44 | 25 | 20 | 21 | 50 | 59 | 83 | 3441 |
| Other Cabs | 188 | 6 | 9 | 15 | 15 | 7 | 9 | 6 | 0 | 1 | 0 | 0 | 0 | 256 |
| Total | 4564 | 101 | 124 | 156 | 131 | 166 | 158 | 122 | 104 | 100 | 266 | 244 | 360 | 6596 |
| Light passenger Vehicles | | | | | | | | | | | | | | |
| Auto rickshaws | 1685 | 4 | 7 | 11 | 0 | 0 | 9 | 2 | 9 | 1 | 4 | 2 | 0 | 1734 |
| 4 to 6 Seaters | 497 | 0 | 0 | 0 | 0 | 0 | 0 | 0 | 0 | 0 | 0 | 5 | 0 | 502 |
| Total | 2182 | 4 | 7 | 11 | 0 | 0 | 9 | 2 | 9 | 1 | 4 | 7 | 0 | 2236 |
| Other Vehicles | 1475 | 0 | 6 | 6 | 20 | 15 | 25 | 46 | 0 | 45 | 54 | 21 | 57 | 1770 |
| Total Transport Vehicles | 34147 | 365 | 574 | 626 | 504 | 443 | 458 | 438 | 375 | 311 | 587 | 610 | 676 | 40113 |
| Total(Transport+ NonTransport) | 371980 | 4750 | 4630 | 4893 | 4045 | 5457 | 5677 | 5278 | 4335 | 2949 | 6214 | 2308 | 5211 | 427727 |

52. Nelamangala (KA-52)

| Category of vehicles | 31.03.2014 | Vehicle newly Registered in the year 2014-15 | | | | | | | | | | | | 31.03.2015 |
|---------------------------------|------------|----------------------------------------------|-----|------|------|-----|------|-----|-----|-----|-----|-----|-----|------------|
| | | April | may | june | july | Aug | Sept | Oct | Nov | Dec | Jan | Feb | Mar | |
| Two Wheelers | 27949 | 466 | 450 | 509 | 428 | 585 | 608 | 649 | 504 | 242 | 652 | 576 | 599 | 34217 |
| Cars | 2594 | 55 | 85 | 65 | 53 | 102 | 88 | 85 | 57 | 31 | 110 | 72 | 79 | 3476 |
| Jeeps | 10 | 0 | 0 | 0 | 0 | 0 | 0 | 0 | 0 | 0 | 0 | 0 | 0 | 10 |
| Omni buses | 218 | 2 | 1 | 4 | 0 | 0 | 0 | 1 | 2 | 1 | 9 | 5 | 2 | 245 |
| Tractors | 674 | 9 | 13 | 5 | 9 | 10 | 14 | 9 | 7 | 7 | 4 | 10 | 8 | 779 |
| Trailors | 656 | 10 | 12 | 2 | 5 | 9 | 12 | 3 | 4 | 2 | 1 | 5 | 7 | 728 |
| Construction Equipment vehicle | 60 | 0 | 0 | 0 | 0 | 0 | 0 | 0 | 0 | 0 | 0 | 0 | 0 | 60 |
| Other Vehicles | 376 | 3 | 0 | 2 | 0 | 0 | 4 | 3 | 1 | 2 | 6 | 6 | 26 | 429 |
| Total Non-Transport Vehicle | 32537 | 545 | 561 | 587 | 495 | 706 | 726 | 750 | 575 | 285 | 782 | 674 | 721 | 39944 |
| Goods Vehicle | | | | | | | | | | | | | | |
| Multi Axled/Articulated Vehicle | 179 | 8 | 10 | 11 | 6 | 5 | 4 | 3 | 7 | 13 | 8 | 0 | 7 | 261 |
| Trucks and Lorries | 1458 | 20 | 16 | 21 | 17 | 18 | 14 | 14 | 13 | 21 | 19 | 30 | 31 | 1692 |
| Total | 1637 | 28 | 26 | 32 | 23 | 23 | 18 | 17 | 20 | 34 | 27 | 30 | 38 | 1953 |
| Light Goods Vehicles | | | | | | | | | | | | | | |
| 4 Wheelers | 1645 | 32 | 40 | 28 | 33 | 16 | 16 | 29 | 33 | 18 | 26 | 41 | 26 | 1983 |
| 3 Wheelers | 1461 | 5 | 7 | 4 | 0 | 5 | 9 | 6 | 4 | 5 | 5 | 12 | 8 | 1531 |
| Total | 3106 | 37 | 47 | 32 | 33 | 21 | 25 | 35 | 37 | 23 | 31 | 53 | 34 | 3514 |
| Buses | | | | | | | | | | | | | | |
| Stage Carriages | 304 | 0 | 0 | 0 | 0 | 0 | 0 | 0 | 0 | 0 | 0 | 0 | 0 | 304 |
| Contract Carriages | 17 | 0 | 0 | 0 | 0 | 1 | 0 | 1 | 0 | 0 | 0 | 0 | 2 | 21 |
| Private Service Vehicles | 174 | 8 | 1 | 5 | 3 | 6 | 0 | 12 | 0 | 0 | 7 | 2 | 25 | 236 |
| Educational Institution Buses | 136 | 3 | 0 | 1 | 2 | 5 | 2 | 3 | 1 | 6 | 4 | 1 | 2 | 169 |
| Other Buses | 3 | 0 | 0 | 0 | 0 | 7 | 0 | 1 | 0 | 0 | 0 | 0 | 0 | 15 |
| Total | 634 | 11 | 1 | 6 | 5 | 19 | 2 | 17 | 1 | 6 | 11 | 3 | 29 | 745 |
| Taxies | | | | | | | | | | | | | | |
| Motor Cabs | 557 | 8 | 4 | 9 | 9 | 9 | 8 | 8 | 5 | 3 | 27 | 23 | 18 | 688 |
| Maxicabs | 405 | 3 | 4 | 4 | 1 | 0 | 2 | 8 | 5 | 3 | 2 | 2 | 5 | 444 |
| Other Cabs | 50 | 0 | 0 | 0 | 0 | 0 | 0 | 0 | 0 | 0 | 0 | 0 | 2 | 52 |
| Total | 1012 | 11 | 8 | 13 | 10 | 9 | 10 | 16 | 10 | 6 | 29 | 25 | 25 | 1184 |
| Light passenger Vehicles | | | | | | | | | | | | | | |
| Auto rickshaws | 1163 | 19 | 15 | 30 | 19 | 15 | 16 | 19 | 10 | 6 | 12 | 0 | 21 | 1345 |
| 4 to 6 Seaters | 185 | 0 | 0 | 0 | 0 | 0 | 0 | 0 | 0 | 0 | 0 | 21 | 0 | 206 |
| Total | 1348 | 19 | 15 | 30 | 19 | 15 | 16 | 19 | 10 | 6 | 12 | 21 | 21 | 1551 |
| Other Vehicles | 256 | 0 | 0 | 2 | 20 | 21 | 34 | 2 | 3 | 0 | 3 | 2 | 0 | 343 |
| Total Transport Vehicles | 7993 | 106 | 97 | 115 | 110 | 108 | 105 | 106 | 81 | 75 | 113 | 134 | 147 | 9290 |
| Total(Transport+ NonTransport) | 40530 | 651 | 658 | 702 | 605 | 814 | 831 | 856 | 656 | 360 | 895 | 808 | 868 | 49234 |

53.K.R.Puram (KA-53)

| Category of vehicles | 31.03.2014 | Vehicle newly Registered in the year 2014-15 | | | | | | | | | | | | 31.03.2015 |
|---------------------------------|------------|----------------------------------------------|------|------|------|------|------|------|------|------|------|------|------|------------|
| | | April | may | june | july | Aug | Sept | Oct | Nov | Dec | Jan | Feb | Mar | |
| Two Wheelers | 210091 | 2571 | 2852 | 3423 | 2803 | 3339 | 3296 | 3489 | 2873 | 1841 | 3559 | 3062 | 3234 | 246433 |
| Cars | 48470 | 700 | 740 | 766 | 592 | 770 | 686 | 684 | 537 | 499 | 980 | 593 | 780 | 56797 |
| Jeeps | 0 | 0 | 0 | 0 | 0 | 0 | 0 | 0 | 0 | 0 | 0 | 0 | 0 | 0 |
| Omni buses | 34 | 0 | 0 | 0 | 0 | 0 | 0 | 0 | 0 | 0 | 0 | 0 | 0 | 34 |
| Tractors | 984 | 8 | 6 | 15 | 8 | 4 | 6 | 5 | 1 | 5 | 07 | 1 | 1 | 1051 |
| Trailors | 985 | 8 | 7 | 16 | 9 | 5 | 0 | 7 | 3 | 6 | 9 | 1 | 1 | 1057 |
| Construction Equipment vehicle | 0 | 0 | 0 | 0 | 0 | 0 | 0 | 0 | 0 | 0 | 0 | 0 | 0 | 0 |
| Other Vehicles | 1608 | 0 | 0 | 0 | 0 | 0 | 0 | 0 | 0 | 0 | 0 | 0 | 0 | 1608 |
| Total Non-Transport Vehicle | 262172 | 3287 | 3605 | 4220 | 3412 | 4118 | 3988 | 4185 | 3414 | 2351 | 4555 | 3657 | 4016 | 306980 |
| Goods Vehicle | | | | | | | | | | | | | | |
| Multi Axled/Articulated Vehicle | 1087 | 15 | 19 | 11 | 17 | 11 | 10 | 1 | 16 | 16 | 33 | 39 | 10 | 1285 |
| Trucks and Lorries | 2085 | 21 | 16 | 18 | 19 | 20 | 15 | 29 | 21 | 23 | 44 | 36 | 34 | 2381 |
| Total | 3172 | 36 | 35 | 29 | 36 | 31 | 25 | 30 | 37 | 39 | 77 | 75 | 44 | 3666 |
| Light Goods Vehicles | | | | | | | | | | | | | | |
| 4 Wheelers | 5036 | 91 | 67 | 80 | 54 | 53 | 86 | 75 | 99 | 53 | 84 | 87 | 71 | 5936 |
| 3 Wheelers | 895 | 12 | 12 | 18 | 6 | 3 | 15 | 7 | 15 | 18 | 49 | 18 | 14 | 1082 |
| Total | 5931 | 103 | 79 | 98 | 60 | 56 | 101 | 82 | 114 | 71 | 133 | 105 | 85 | 7018 |
| Buses | | | | | | | | | | | | | | |
| Stage Carriages | 212 | 0 | 0 | 0 | 0 | 0 | 0 | 1 | 0 | 0 | 0 | 0 | 0 | 213 |
| Contract Carriages | 15 | 0 | 0 | 0 | 0 | 0 | 0 | 0 | 0 | 0 | 0 | 0 | 0 | 15 |
| Private Service Vehicles | 188 | 2 | 42 | 25 | 19 | 35 | 23 | 1 | 3 | 13 | 15 | 2 | 2 | 370 |
| Educational Institution Buses | 712 | 3 | 132 | 42 | 81 | 12 | 9 | 3 | 0 | 3 | 3 | 2 | 2 | 1004 |
| Other Buses | 39 | 0 | 0 | 0 | 0 | 0 | 0 | 0 | 0 | 0 | 0 | 0 | 0 | 39 |
| Total | 1166 | 5 | 174 | 67 | 100 | 47 | 32 | 5 | 3 | 16 | 18 | 4 | 4 | 1641 |
| Taxies | | | | | | | | | | | | | | |
| Motor Cabs | 568 | 0 | 0 | 4 | 0 | 5 | 0 | 0 | 2 | 0 | 12 | 0 | 3 | 594 |
| Maxicabs | 1511 | 49 | 10 | 15 | 5 | 47 | 32 | 27 | 18 | 26 | 55 | 37 | 24 | 1856 |
| Other Cabs | 819 | 39 | 0 | 0 | 13 | 14 | 5 | 0 | 7 | 3 | 0 | 9 | 5 | 914 |
| Total | 2898 | 88 | 10 | 19 | 18 | 66 | 37 | 27 | 27 | 29 | 67 | 46 | 32 | 3364 |
| Light passenger Vehicles | | | | | | | | | | | | | | |
| Auto rickshaws | 5325 | 0 | 0 | 0 | 21 | 0 | 76 | 0 | 0 | 0 | 29 | 0 | 0 | 5451 |
| 4 to 6 Seaters | 1547 | 91 | 45 | 58 | 42 | 111 | 0 | 151 | 59 | 35 | 62 | 122 | 150 | 2473 |
| Total | 6872 | 91 | 45 | 58 | 63 | 111 | 76 | 151 | 59 | 35 | 91 | 122 | 150 | 7924 |
| Other Vehicles | 4196 | 19 | 16 | 66 | 8 | 30 | 39 | 28 | 17 | 17 | 25 | 6 | 6 | 4473 |
| Total Transport Vehicles | 24235 | 342 | 359 | 337 | 285 | 341 | 310 | 323 | 257 | 207 | 411 | 358 | 321 | 28086 |
| Total(Transport+ NonTransport) | 286407 | 3629 | 3964 | 4557 | 3697 | 4459 | 4298 | 4508 | 3671 | 2558 | 4966 | 4015 | 4337 | 335066 |

54. Nagamangala (KA-54)

| Category of vehicles | 31.03.2014 | Vehicle newly Registered in the year 2014-15 | | | | | | | | | | | | 31.03.2015 |
|---------------------------------|------------|----------------------------------------------|-----|------|------|-----|------|-----|-----|-----|-----|-----|-----|------------|
| | | April | may | june | july | Aug | Sept | Oct | Nov | Dec | Jan | Feb | Mar | |
| Two Wheelers | 32583 | 420 | 422 | 402 | 467 | 341 | 511 | 366 | 476 | 280 | 448 | 327 | 559 | 37602 |
| Cars | 1713 | 18 | 9 | 18 | 11 | 24 | 8 | 16 | 19 | 16 | 20 | 18 | 24 | 1914 |
| Jeeps | 11 | 0 | 0 | 0 | 0 | 0 | 0 | 0 | 0 | 0 | 0 | 0 | 0 | 11 |
| Omni buses | 120 | 0 | 0 | 0 | 0 | 0 | 0 | 0 | 0 | 0 | 0 | 0 | 0 | 120 |
| Tractors | 2640 | 38 | 60 | 45 | 41 | 32 | 29 | 29 | 32 | 24 | 35 | 11 | 55 | 3071 |
| Trailors | 1631 | 27 | 48 | 30 | 33 | 26 | 22 | 20 | 27 | 28 | 23 | 8 | 41 | 1964 |
| Construction Equipment vehicle | 82 | 0 | 0 | 0 | 0 | 0 | 0 | 0 | 0 | 0 | 0 | 0 | 0 | 82 |
| Other Vehicles | 907 | 4 | 4 | 2 | 0 | 2 | 1 | 5 | 1 | 2 | 02 | 3 | 1 | 934 |
| Total Non-Transport Vehicle | 39687 | 507 | 543 | 497 | 552 | 425 | 571 | 436 | 555 | 350 | 528 | 367 | 680 | 45698 |
| Goods Vehicle | | | | | | | | | | | | | | |
| Multi Axled/Articulated Vehicle | 100 | 0 | 0 | 0 | 0 | 0 | 0 | 0 | 3 | 0 | 0 | 0 | 0 | 103 |
| Trucks and Lorries | 415 | 12 | 7 | 11 | 5 | 5 | 8 | 4 | 3 | 2 | 2 | 3 | 2 | 479 |
| Total | 515 | 12 | 7 | 11 | 5 | 5 | 8 | 4 | 6 | 2 | 2 | 3 | 2 | 582 |
| Light Goods Vehicles | | | | | | | | | | | | | | |
| 4 Wheelers | 1215 | 20 | 15 | 21 | 20 | 28 | 29 | 32 | 18 | 15 | 20 | 19 | 21 | 1473 |
| 3 Wheelers | 985 | 5 | 6 | 6 | 9 | 6 | 6 | 6 | 8 | 0 | 18 | 9 | 10 | 1074 |
| Total | 2200 | 25 | 21 | 27 | 29 | 34 | 35 | 38 | 26 | 15 | 38 | 28 | 31 | 2547 |
| Buses | | | | | | | | | | | | | | |
| Stage Carriages | 0 | 0 | 0 | 0 | 0 | 0 | 0 | 0 | 0 | 0 | 0 | 0 | 0 | 0 |
| Contract Carriages | 0 | 0 | 0 | 0 | 0 | 0 | 0 | 0 | 0 | 0 | 0 | 0 | 0 | 0 |
| Private Service Vehicles | 21 | 0 | 0 | 0 | 0 | 0 | 0 | 0 | 0 | 0 | 0 | 0 | 0 | 21 |
| Educational Institution Buses | 51 | 0 | 0 | 3 | 8 | 1 | 1 | 0 | 5 | 0 | 0 | 0 | 0 | 69 |
| Other Buses | 0 | 0 | 0 | 0 | 0 | 0 | 0 | 0 | 0 | 0 | 0 | 0 | 0 | 0 |
| Total | 72 | 0 | 0 | 3 | 8 | 1 | 1 | 0 | 5 | 0 | 0 | 0 | 0 | 90 |
| Taxies | | | | | | | | | | | | | | |
| Motor Cabs | 645 | 7 | 9 | 1 | 4 | 5 | 4 | 11 | 3 | 2 | 10 | 9 | 10 | 720 |
| Maxicabs | 368 | 2 | 3 | 2 | 4 | 4 | 2 | 1 | 1 | 0 | 3 | 2 | 1 | 393 |
| Other Cabs | 0 | 0 | 0 | 0 | 0 | 0 | 0 | 0 | 0 | 0 | 0 | 0 | 0 | 0 |
| Total | 1013 | 9 | 12 | 3 | 8 | 9 | 6 | 12 | 4 | 2 | 13 | 11 | 11 | 1113 |
| Light passenger Vehicles | | | | | | | | | | | | | | |
| Auto rickshaws | 1629 | 7 | 9 | 2 | 11 | 6 | 6 | 5 | 4 | 1 | 10 | 5 | 6 | 1701 |
| 4 to 6 Seaters | 137 | 0 | 0 | 0 | 0 | 0 | 0 | 0 | 0 | 0 | 0 | 0 | 0 | 137 |
| Total | 1766 | 7 | 9 | 2 | 11 | 6 | 6 | 5 | 4 | 1 | 10 | 5 | 6 | 1838 |
| Other Vehicles | 1570 | 0 | 0 | 0 | 1 | 0 | 0 | 0 | 0 | 0 | 0 | 0 | 0 | 1571 |
| Total Transport Vehicles | 7136 | 53 | 49 | 46 | 62 | 55 | 56 | 59 | 45 | 20 | 63 | 47 | 50 | 7741 |
| Total(Transport+ NonTransport) | 46823 | 560 | 592 | 543 | 614 | 480 | 627 | 495 | 600 | 370 | 591 | 414 | 730 | 53439 |

55. Mysore East (KA-55)

| Category of vehicles | 31.03.2014 | Vehicle newly Registered in the year 2014-15 | | | | | | | | | | | | 31.03.2015 |
|---------------------------------|------------|----------------------------------------------|------|------|------|------|------|------|------|-----|------|------|------|------------|
| | | April | may | june | july | Aug | Sept | Oct | Nov | Dec | Jan | Feb | Mar | |
| Two Wheelers | 203185 | 1368 | 1328 | 1435 | 1266 | 1470 | 1484 | 1344 | 1090 | 612 | 1790 | 1301 | 1300 | 218973 |
| Cars | 24836 | 119 | 109 | 113 | 88 | 129 | 123 | 112 | 92 | 100 | 149 | 98 | 114 | 26182 |
| Jeeps | 477 | 0 | 0 | 0 | 0 | 0 | 0 | 0 | 0 | 0 | 0 | 11 | 0 | 488 |
| Omni buses | 1214 | 5 | 0 | 4 | 7 | 2 | 2 | 0 | 0 | 0 | 0 | 0 | 2 | 1236 |
| Tractors | 3895 | 8 | 3 | 7 | 4 | 7 | 5 | 3 | 2 | 10 | 4 | 10 | 6 | 3964 |
| Trailors | 1435 | 5 | 1 | 4 | 3 | 6 | 5 | 2 | 1 | 11 | 6 | 3 | 6 | 1488 |
| Construction Equipment vehicle | 0 | 0 | 0 | 0 | 0 | 0 | 0 | 0 | 0 | 0 | 0 | 0 | 0 | 0 |
| Other Vehicles | 1256 | 0 | 0 | 0 | 0 | 0 | 0 | 0 | 0 | 0 | 4 | 0 | 0 | 1260 |
| Total Non-Transport Vehicle | 236298 | 1505 | 1441 | 1563 | 1368 | 1614 | 1619 | 1461 | 1185 | 733 | 1953 | 1423 | 1428 | 253591 |
| Goods Vehicle | | | | | | | | | | | | | | |
| Multi Axled/Articulated Vehicle | 152 | 38 | 39 | 0 | 40 | 22 | 1 | 0 | 10 | 0 | 1 | 0 | 7 | 310 |
| Trucks and Lorries | 2677 | 0 | 0 | 2 | 0 | 0 | 2 | 5 | 20 | 9 | 0 | 4 | 2 | 2721 |
| Total | 2829 | 38 | 39 | 2 | 40 | 22 | 3 | 5 | 30 | 9 | 1 | 4 | 9 | 3031 |
| Light Goods Vehicles | | | | | | | | | | | | | | |
| 4 Wheelers | 3193 | 0 | 0 | 23 | 0 | 0 | 31 | 19 | 8 | 19 | 0 | 26 | 7 | 3326 |
| 3 Wheelers | 1088 | 21 | 9 | 21 | 2 | 17 | 15 | 14 | 5 | 2 | 66 | 18 | 29 | 1307 |
| Total | 4281 | 21 | 9 | 44 | 2 | 17 | 46 | 33 | 13 | 21 | 66 | 44 | 36 | 4633 |
| Buses | | | | | | | | | | | | | | |
| Stage Carriages | 179 | 0 | 0 | 1 | 0 | 0 | 0 | 0 | 0 | 0 | 0 | 0 | 2 | 182 |
| Contract Carriages | 10 | 1 | 0 | 0 | 0 | 0 | 0 | 0 | 0 | 0 | 0 | 0 | 0 | 11 |
| Private Service Vehicles | 28 | 0 | 0 | 0 | 0 | 0 | 0 | 0 | 0 | 0 | 0 | 0 | 0 | 28 |
| Educational Institution Buses | 152 | 0 | 0 | 0 | 0 | 0 | 0 | 0 | 0 | 0 | 0 | 0 | 0 | 152 |
| Other Buses | 18 | 0 | 0 | 0 | 0 | 0 | 0 | 0 | 0 | 0 | 0 | 0 | 0 | 18 |
| Total | 387 | 1 | 0 | 1 | 0 | 0 | 0 | 0 | 0 | 0 | 0 | 0 | 2 | 391 |
| Taxies | | | | | | | | | | | | | | |
| Motor Cabs | 1127 | 16 | 5 | 5 | 20 | 13 | 4 | 7 | 2 | 2 | 18 | 15 | 13 | 1247 |
| Maxicabs | 571 | 8 | 4 | 13 | 6 | 4 | 13 | 2 | 3 | 1 | 4 | 0 | 3 | 632 |
| Other Cabs | 5 | 0 | 0 | 0 | 0 | 0 | 0 | 0 | 0 | 0 | 0 | 0 | 0 | 5 |
| Total | 1703 | 24 | 9 | 18 | 26 | 17 | 17 | 9 | 5 | 3 | 22 | 15 | 16 | 1884 |
| Light passenger Vehicles | | | | | | | | | | | | | | |
| Auto rickshaws | 3447 | 11 | 13 | 7 | 16 | 9 | 13 | 16 | 7 | 3 | 18 | 23 | 14 | 3597 |
| 4 to 6 Seaters | 196 | 0 | 2 | 0 | 0 | 2 | 0 | 0 | 0 | 0 | 0 | 0 | 0 | 200 |
| Total | 3643 | 11 | 15 | 7 | 16 | 11 | 13 | 16 | 7 | 3 | 18 | 23 | 14 | 3797 |
| Other Vehicles | 2319 | 2 | 3 | 0 | 0 | 1 | 0 | 0 | 7 | 2 | 24 | 0 | 0 | 2358 |
| Total Transport Vehicles | 15162 | 97 | 75 | 72 | 84 | 68 | 79 | 63 | 62 | 38 | 131 | 86 | 77 | 16094 |
| Total(Transport+ NonTransport) | 251460 | 1602 | 1516 | 1635 | 1452 | 1682 | 1698 | 1524 | 1247 | 771 | 2084 | 1509 | 1505 | 269685 |

56. Basavakalyana (KA-56)

| Category of vehicles | 31.03.2014 | Vehicle newly Registered in the year 2014-15 | | | | | | | | | | | | 31.03.2015 |
|---------------------------------|------------|----------------------------------------------|-----|------|------|-----|------|-----|-----|-----|-----|-----|-----|------------|
| | | April | may | june | july | Aug | Sept | Oct | Nov | Dec | Jan | Feb | Mar | |
| Two Wheelers | 24279 | 288 | 259 | 240 | 235 | 250 | 256 | 270 | 375 | 233 | 298 | 280 | 301 | 27564 |
| Cars | 1449 | 10 | 16 | 6 | 9 | 22 | 5 | 7 | 5 | 6 | 12 | 1 | 6 | 1554 |
| Jeeps | 75 | 0 | 0 | 0 | 0 | 1 | 0 | 0 | 0 | 0 | 0 | 0 | 0 | 76 |
| Omni buses | 300 | 0 | 0 | 0 | 0 | 1 | 0 | 0 | 0 | 0 | 0 | 0 | 0 | 301 |
| Tractors | 592 | 12 | 11 | 8 | 8 | 0 | 6 | 5 | 14 | 5 | 12 | 11 | 9 | 693 |
| Trailors | 1018 | 12 | 8 | 7 | 7 | 0 | 0 | 3 | 2 | 5 | 8 | 6 | 5 | 1081 |
| Construction Equipment vehicle | 0 | 0 | 0 | 0 | 0 | 0 | 0 | 0 | 0 | 0 | 0 | 0 | 0 | 0 |
| Other Vehicles | 0 | 0 | 0 | 0 | 0 | 0 | 0 | 0 | 0 | 0 | 0 | 0 | 2 | 2 |
| Total Non-Transport Vehicle | 27713 | 322 | 294 | 261 | 259 | 274 | 267 | 285 | 396 | 249 | 330 | 298 | 323 | 31271 |
| Goods Vehicle | | | | | | | | | | | | | | |
| Multi Axled/Articulated Vehicle | 101 | 12 | 3 | 5 | 0 | 0 | 7 | 14 | 13 | 1 | 2 | 7 | 10 | 175 |
| Trucks and Lorries | 440 | 0 | 0 | 0 | 0 | 7 | 10 | 10 | 10 | 10 | 10 | 10 | 10 | 517 |
| Total | 541 | 12 | 3 | 5 | 0 | 7 | 17 | 24 | 23 | 11 | 12 | 17 | 20 | 692 |
| Light Goods Vehicles | | | | | | | | | | | | | | |
| 4 Wheelers | 678 | 0 | 0 | 0 | 0 | 0 | 10 | 10 | 10 | 10 | 10 | 10 | 10 | 748 |
| 3 Wheelers | 171 | 3 | 0 | 6 | 3 | 2 | 4 | 5 | 11 | 2 | 8 | 3 | 11 | 229 |
| Total | 849 | 3 | 0 | 6 | 3 | 2 | 14 | 15 | 21 | 12 | 18 | 13 | 21 | 977 |
| Buses | | | | | | | | | | | | | | |
| Stage Carriages | 0 | 0 | 0 | 0 | 0 | 0 | 0 | 0 | 0 | 0 | 0 | 0 | 0 | 0 |
| Contract Carriages | 20 | 0 | 0 | 0 | 0 | 0 | 0 | 0 | 0 | 0 | 0 | 0 | 0 | 20 |
| Private Service Vehicles | 20 | 0 | 0 | 0 | 0 | 0 | 0 | 0 | 0 | 0 | 0 | 0 | 0 | 20 |
| Educational Institution Buses | 0 | 0 | 0 | 0 | 0 | 0 | 0 | 0 | 0 | 0 | 0 | 0 | 0 | 0 |
| Other Buses | 1 | 0 | 0 | 0 | 0 | 0 | 0 | 0 | 0 | 0 | 0 | 0 | 2 | 3 |
| Total | 41 | 0 | 0 | 0 | 0 | 0 | 0 | 0 | 0 | 0 | 0 | 0 | 2 | 43 |
| Taxies | | | | | | | | | | | | | | |
| Motor Cabs | 121 | 0 | 0 | 0 | 0 | 0 | 2 | 0 | 0 | 0 | 0 | 0 | 0 | 123 |
| Maxicabs | 320 | 2 | 0 | 1 | 2 | 2 | 2 | 3 | 1 | 1 | 1 | 0 | 0 | 335 |
| Other Cabs | 0 | 0 | 0 | 0 | 0 | 0 | 0 | 0 | 0 | 0 | 0 | 0 | 0 | 0 |
| Total | 441 | 2 | 0 | 1 | 2 | 2 | 4 | 3 | 1 | 1 | 1 | 0 | 0 | 458 |
| Light passenger Vehicles | | | | | | | | | | | | | | |
| Auto rickshaws | 525 | 5 | 5 | 4 | 7 | 1 | 3 | 7 | 4 | 5 | 9 | 7 | 15 | 597 |
| 4 to 6 Seaters | 30 | 0 | 0 | 0 | 0 | 0 | 0 | 0 | 0 | 0 | 0 | 1 | 0 | 31 |
| Total | 555 | 5 | 5 | 4 | 7 | 1 | 3 | 7 | 4 | 5 | 9 | 8 | 15 | 628 |
| Other Vehicles | 255 | 5 | 3 | 2 | 1 | 0 | 3 | 0 | 2 | 7 | 10 | 0 | 2 | 290 |
| Total Transport Vehicles | 2682 | 27 | 11 | 18 | 13 | 12 | 41 | 49 | 51 | 36 | 50 | 38 | 60 | 3088 |
| Total(Transport+ NonTransport) | 30395 | 349 | 305 | 279 | 272 | 286 | 308 | 334 | 447 | 285 | 380 | 336 | 383 | 34359 |

57. R.T.O. Auto rickshaw (KA-57)

| Category of vehicles | 31.03.2014 | Vehicle newly Registered in the year 2014-15 | | | | | | | | | | | | 31.03.2015 |
|---------------------------------|------------|----------------------------------------------|-----|------|------|-----|------|-----|-----|-----|-----|-----|-----|------------|
| | | April | may | june | july | Aug | Sept | Oct | Nov | Dec | Jan | Feb | Mar | |
| Two Wheelers | 0 | 0 | 0 | 0 | 0 | 0 | 0 | 0 | 0 | 0 | 0 | 0 | 0 | 0 |
| Cars | 1 | 0 | 0 | 0 | 0 | 0 | 0 | 0 | 0 | 0 | 0 | 0 | 0 | 1 |
| Jeeps | 0 | 0 | 0 | 0 | 0 | 0 | 0 | 0 | 0 | 0 | 0 | 0 | 0 | 0 |
| Omni buses | 0 | 0 | 0 | 0 | 0 | 0 | 0 | 0 | 0 | 0 | 0 | 0 | 0 | 0 |
| Trators | 0 | 0 | 0 | 0 | 0 | 0 | 0 | 0 | 0 | 0 | 0 | 0 | 0 | 0 |
| Trailors | 0 | 0 | 0 | 0 | 0 | 0 | 0 | 0 | 0 | 0 | 0 | 0 | 0 | 0 |
| Construction Equipment vehicle | 0 | 0 | 0 | 0 | 0 | 0 | 0 | 0 | 0 | 0 | 0 | 0 | 0 | 0 |
| Other Vehicles | 0 | 0 | 0 | 0 | 0 | 0 | 0 | 0 | 0 | 0 | 0 | 0 | 0 | 0 |
| Total Non-Transport Vehicle | 1 | 0 | 0 | 0 | 0 | 0 | 0 | 0 | 0 | 0 | 0 | 0 | 0 | 1 |
| Goods Vehicle | | | | | | | | | | | | | | |
| Multi Axled/Articulated Vehicle | 0 | 0 | 0 | 0 | 0 | 0 | 0 | 0 | 0 | 0 | 0 | 0 | 0 | 0 |
| Trucks and Lorries | 0 | 0 | 0 | 0 | 0 | 0 | 0 | 0 | 0 | 0 | 0 | 0 | 0 | 0 |
| Total | 0 | 0 | 0 | 0 | 0 | 0 | 0 | 0 | 0 | 0 | 0 | 0 | 0 | 0 |
| Light Goods Vehicles | | | | | | | | | | | | | | |
| 4 Wheelers | 0 | 0 | 0 | 0 | 0 | 0 | 0 | 0 | 0 | 0 | 0 | 0 | 0 | 0 |
| 3 Wheelers | 0 | 0 | 0 | 0 | 0 | 0 | 0 | 0 | 0 | 0 | 0 | 0 | 0 | 0 |
| Total | 0 | 0 | 0 | 0 | 0 | 0 | 0 | 0 | 0 | 0 | 0 | 0 | 0 | 0 |
| Buses | | | | | | | | | | | | | | |
| Stage Carriages | 1467 | 6 | 5 | 23 | 45 | 9 | 9 | 31 | 6 | 1 | 0 | 0 | 0 | 1602 |
| Contract Carriages | 0 | 0 | 0 | 0 | 0 | 0 | 0 | 0 | 0 | 0 | 0 | 0 | 0 | 0 |
| Private Service Vehicles | 0 | 0 | 0 | 0 | 0 | 0 | 0 | 0 | 0 | 0 | 0 | 0 | 0 | 0 |
| Educational Institution Buses | 0 | 0 | 0 | 0 | 0 | 0 | 0 | 0 | 0 | 0 | 0 | 0 | 0 | 0 |
| Other Buses | 0 | 0 | 0 | 0 | 0 | 0 | 0 | 0 | 0 | 0 | 0 | 0 | 0 | 0 |
| Total | 1467 | 6 | 5 | 23 | 45 | 9 | 9 | 31 | 6 | 1 | 0 | 0 | 0 | 1602 |
| Taxies | | | | | | | | | | | | | | |
| Motor Cabs | 0 | 0 | 0 | 0 | 0 | 0 | 0 | 0 | 0 | 0 | 0 | 0 | 0 | 0 |
| Maxicabs | 0 | 0 | 0 | 0 | 0 | 0 | 0 | 0 | 0 | 0 | 0 | 0 | 0 | 0 |
| Other Cabs | 0 | 0 | 0 | 0 | 0 | 0 | 0 | 0 | 0 | 0 | 0 | 0 | 0 | 0 |
| Total | 0 | 0 | 0 | 0 | 0 | 0 | 0 | 0 | 0 | 0 | 0 | 0 | 0 | 0 |
| Light passenger Vehicles | | | | | | | | | | | | | | |
| Auto rickshaws | 0 | 0 | 0 | 0 | 0 | 0 | 0 | 0 | 0 | 0 | 0 | 0 | 0 | 0 |
| 4 to 6 Seaters | 0 | 0 | 0 | 0 | 0 | 0 | 0 | 0 | 0 | 0 | 0 | 0 | 0 | 0 |
| Total | 0 | 0 | 0 | 0 | 0 | 0 | 0 | 0 | 0 | 0 | 0 | 0 | 0 | 0 |
| Other Vehicles | 0 | 0 | 0 | 0 | 0 | 0 | 0 | 0 | 0 | 0 | 0 | 0 | 0 | 0 |
| Total Transport Vehicles | 1467 | 6 | 5 | 23 | 45 | 9 | 9 | 31 | 6 | 1 | 0 | 0 | 0 | 1602 |
| Total(Transport+ NonTransport) | 1468 | 6 | 5 | 23 | 45 | 9 | 9 | 31 | 6 | 1 | 0 | 0 | 0 | 1603 |

58.Madhugiri (KA-64)

| Category of vehicles | 31.03.2014 | Vehicle newly Registered in the year 2014-15 | | | | | | | | | | | | 31.03.2015 |
|---------------------------------|------------|----------------------------------------------|------|------|------|------|------|------|------|-----|------|------|------|------------|
| | | April | may | june | july | Aug | Sept | Oct | Nov | Dec | Jan | Feb | Mar | |
| Two Wheelers | 3061 | 1196 | 1567 | 1363 | 1353 | 1063 | 1509 | 1139 | 1445 | 823 | 1028 | 1063 | 1243 | 17853 |
| Cars | 114 | 42 | 39 | 31 | 43 | 24 | 24 | 39 | 29 | 25 | 44 | 20 | 36 | 510 |
| Jeeps | 2 | 1 | 0 | 0 | 0 | 0 | 0 | 0 | 0 | 0 | 0 | 0 | 0 | 3 |
| Omni buses | 0 | 0 | 0 | 0 | 0 | 0 | 0 | 0 | 0 | 0 | 0 | 0 | 0 | 0 |
| Tractors | 139 | 44 | 42 | 41 | 40 | 15 | 15 | 9 | 21 | 20 | 29 | 0 | 22 | 457 |
| Trailors | 85 | 40 | 37 | 38 | 40 | 15 | 15 | 7 | 23 | 16 | 27 | 20 | 16 | 378 |
| Construction Equipment vehicle | 0 | 0 | 0 | 0 | 0 | 0 | 0 | 0 | 0 | 0 | 0 | 19 | 0 | 0 |
| Other Vehicles | 7 | 2 | 4 | 1 | 7 | 0 | 0 | 0 | 0 | 0 | 0 | 0 | 0 | 21 |
| Total Non-Transport Vehicle | 3408 | 1325 | 1689 | 1474 | 1483 | 1117 | 1563 | 1194 | 1518 | 884 | 1128 | 1122 | 1317 | 19222 |
| Goods Vehicle | | | | | | | | | | | | | | |
| Multi Axled/Articulated Vehicle | 0 | 0 | 0 | 0 | 0 | 0 | 0 | 0 | 0 | 0 | 0 | 0 | 0 | 1 |
| Trucks and Lorries | 6 | 5 | 2 | 2 | 2 | 3 | 2 | 3 | 1 | 0 | 25 | 9 | 2 | 67 |
| Total | 6 | 5 | 2 | 2 | 2 | 3 | 2 | 3 | 1 | 0 | 25 | 9 | 2 | 68 |
| Light Goods Vehicles | | | | | | | | | | | | | | |
| 4 Wheelers | 36 | 20 | 17 | 24 | 20 | 21 | 27 | 35 | 27 | 20 | 40 | 16 | 10 | 276 |
| 3 Wheelers | 51 | 14 | 23 | 27 | 9 | 11 | 15 | 18 | 4 | 3 | 4 | 22 | 21 | 280 |
| Total | 87 | 34 | 40 | 51 | 29 | 32 | 42 | 53 | 31 | 23 | 44 | 38 | 31 | 556 |
| Buses | | | | | | | | | | | | | | |
| Stage Carriages | 3 | 3 | 1 | 1 | 3 | 0 | 0 | 1 | 1 | 1 | 1 | 1 | 1 | 16 |
| Contract Carriages | 0 | 0 | 0 | 0 | 0 | 0 | 0 | 0 | 0 | 0 | 0 | 0 | 0 | 0 |
| Private Service Vehicles | 0 | 0 | 0 | 0 | 0 | 0 | 0 | 0 | 0 | 0 | 0 | 0 | 0 | 0 |
| Educational Institution Buses | 0 | 1 | 0 | 2 | 11 | 1 | 0 | 0 | 0 | 0 | 0 | 0 | 1 | 15 |
| Other Buses | 0 | 0 | 0 | 0 | 0 | 0 | 0 | 0 | 0 | 0 | 0 | 0 | 0 | 0 |
| Total | 3 | 4 | 1 | 3 | 14 | 1 | 0 | 1 | 1 | 1 | 1 | 1 | 2 | 31 |
| Taxies | | | | | | | | | | | | | | |
| Motor Cabs | 0 | 6 | 3 | 3 | 7 | 2 | 9 | 6 | 12 | 6 | 7 | 9 | 14 | 81 |
| Maxicabs | 8 | 2 | 4 | 3 | 1 | 1 | 3 | 5 | 6 | 0 | 2 | 1 | 3 | 38 |
| Other Cabs | 0 | 0 | 0 | 0 | 0 | 0 | 0 | 0 | 0 | 0 | 0 | 0 | 0 | 0 |
| Total | 8 | 8 | 7 | 6 | 8 | 3 | 12 | 11 | 18 | 6 | 9 | 10 | 17 | 119 |
| Light passenger Vehicles | | | | | | | | | | | | | | |
| Auto rickshaws | 37 | 7 | 22 | 24 | 18 | 17 | 13 | 17 | 27 | 22 | 32 | 24 | 13 | 274 |
| 4 to 6 Seaters | 0 | 0 | 0 | 0 | 3 | 2 | 0 | 0 | 0 | 0 | 0 | 0 | 0 | 3 |
| Total | 37 | 7 | 22 | 24 | 21 | 19 | 13 | 17 | 27 | 22 | 32 | 24 | 13 | 277 |
| Other Vehicles | 16 | 0 | 0 | 0 | 3 | 2 | 0 | 0 | 0 | 0 | 0 | 0 | 3 | 24 |
| Total Transport Vehicles | 157 | 58 | 72 | 86 | 77 | 58 | 69 | 85 | 68 | 52 | 107 | 82 | 68 | 1075 |
| Total(Transport+ NonTransport) | 3565 | 1383 | 1761 | 1560 | 1560 | 1175 | 1632 | 1279 | 1586 | 936 | 1235 | 1204 | 1385 | 20297 |

59. Dhandeli (KA-65)

| Category of vehicles | 31.03.2014 | Vehicle newly Registered in the year 2014-15 | | | | | | | | | | | | 31.03.2015 |
|---------------------------------|------------|----------------------------------------------|-----|------|------|-----|------|-----|-----|-----|-----|-----|-----|------------|
| | | April | may | june | july | Aug | Sept | Oct | Nov | Dec | Jan | Feb | Mar | |
| Two Wheelers | | 404 | 413 | 400 | 425 | 231 | 211 | 300 | 250 | 346 | 266 | 210 | 186 | 3642 |
| Cars | | 40 | 34 | 33 | 44 | 25 | 20 | 19 | 15 | 26 | 26 | 14 | 18 | 314 |
| Jeeps | | 0 | 0 | 0 | 0 | 0 | 0 | 0 | 0 | 0 | 0 | 0 | 0 | 0 |
| Omni buses | | 1 | 0 | 1 | 0 | 0 | 0 | 0 | 0 | 0 | 0 | 0 | 1 | 3 |
| Tractors | | 8 | 6 | 5 | 8 | 10 | 8 | 0 | 0 | 3 | 9 | 6 | 4 | 67 |
| Trailors | | 9 | 5 | 6 | 8 | 12 | 10 | 3 | 2 | 3 | 6 | 8 | 1 | 73 |
| Construction Equipment vehicle | | 0 | 0 | 0 | 0 | 0 | 0 | 0 | 0 | 0 | 0 | 0 | 0 | 0 |
| Other Vehicles | | 0 | 2 | 0 | 2 | 2 | 1 | 0 | 0 | 0 | 2 | 0 | 1 | 10 |
| Total Non-Transport Vehicle | | 462 | 460 | 445 | 487 | 280 | 250 | 322 | 267 | 378 | 309 | 238 | 211 | 4109 |
| Goods Vehicle | | | | | | | | | | | | | | |
| Multi Axled/Articulated Vehicle | | 0 | 0 | 0 | 0 | 0 | 0 | 0 | 0 | 0 | 0 | 0 | 0 | 0 |
| Trucks and Lorries | | 2 | 0 | 2 | 1 | 0 | 0 | 1 | 1 | 0 | 1 | 0 | 2 | 10 |
| Total | | 2 | 0 | 2 | 1 | 0 | 0 | 1 | 1 | 0 | 1 | 0 | 2 | 10 |
| Light Goods Vehicles | | | | | | | | | | | | | | |
| 4 Wheelers | | 5 | 3 | 6 | 2 | 3 | 2 | 12 | 10 | 4 | 5 | 3 | 2 | 57 |
| 3 Wheelers | | 1 | 0 | 1 | 0 | 0 | 1 | 1 | 2 | 0 | 0 | 0 | 0 | 6 |
| Total | | 6 | 3 | 7 | 2 | 3 | 3 | 13 | 12 | 4 | 5 | 3 | 2 | 63 |
| Buses | | | | | | | | | | | | | | |
| Stage Carriages | | 0 | 0 | 0 | 0 | 0 | 0 | 0 | 0 | 0 | 0 | 0 | 0 | 0 |
| Contract Carriages | | 0 | 0 | 0 | 0 | 0 | 0 | 0 | 0 | 0 | 0 | 0 | 0 | 0 |
| Private Service Vehicles | | 0 | 1 | 0 | 0 | 0 | 0 | 1 | 0 | 0 | 0 | 0 | 0 | 2 |
| Educational Institution Buses | | 0 | 0 | 0 | 0 | 1 | 0 | 1 | 0 | 0 | 0 | 0 | 0 | 2 |
| Other Buses | | 0 | 0 | 0 | 0 | 0 | 0 | 0 | 1 | 0 | 0 | 0 | 0 | 1 |
| Total | | 0 | 1 | 0 | 0 | 1 | 0 | 2 | 1 | 0 | 0 | 0 | 0 | 5 |
| Taxis | | | | | | | | | | | | | | |
| Motor Cabs | | 0 | 1 | 2 | 0 | 2 | 1 | 4 | 4 | 6 | 12 | 9 | 6 | 47 |
| Maxicabs | | 1 | 0 | 0 | 1 | 0 | 0 | 4 | 2 | 1 | 0 | 0 | 0 | 9 |
| Other Cabs | | 0 | 0 | 0 | 0 | 0 | 0 | 0 | 0 | 0 | 0 | 0 | 0 | 0 |
| Total | | 1 | 1 | 2 | 1 | 2 | 1 | 8 | 6 | 7 | 12 | 9 | 6 | 56 |
| Light passenger Vehicles | | | | | | | | | | | | | | |
| Auto rickshaws | | 0 | 0 | 0 | 0 | 2 | 1 | 0 | 1 | 1 | 0 | 2 | 2 | 9 |
| 4 to 6 Seaters | | 2 | 0 | 3 | 0 | 0 | 0 | 0 | 0 | 0 | 0 | 0 | 0 | 5 |
| Total | | 2 | 0 | 3 | 0 | 2 | 1 | 0 | 1 | 1 | 0 | 2 | 2 | 14 |
| Other Vehicles | | 1 | 0 | 0 | 0 | 0 | 0 | 0 | 0 | 0 | 0 | 2 | 1 | 4 |
| Total Transport Vehicles | | 12 | 5 | 14 | 4 | 8 | 5 | 24 | 21 | 12 | 18 | 16 | 13 | 152 |
| Total(Transport+ NonTransport) | | 474 | 465 | 459 | 491 | 288 | 255 | 346 | 288 | 390 | 327 | 254 | 224 | 4261 |

27. Regional Transport Officewise total vehicle registered as on 31.03.2015

| SL.NO | NAME OF THE RTO OFFICE | TOTAL AS ON 31-03-2014 | NEWLY REGISTERED IN THE YEAR 2014-2015 | TOTAL AS ON 31-03-2015 |
|-------|------------------------|------------------------|-------------------------------------------|------------------------|
| 1 | BENGALURU CENTRAL | 645503 | 61368 | 706871 |
| 2 | BENGALURU WEST | 826714 | 58432 | 885146 |
| 3 | BENGALURU EAST | 861116 | 71077 | 932193 |
| 4 | BENGALURU NORTH | 799372 | 66836 | 866208 |
| 5 | BENGALURU SOUTH | 824859 | 89443 | 914302 |
| 6 | K.R.PURAM | 286407 | 48659 | 335066 |
| 7 | R.R.NAGAR | 227506 | 31727 | 259233 |
| 8 | ELECTRONIC CITY | 371980 | 55747 | 427727 |
| 9 | YELAHANKA | 164602 | 17538 | 182140 |
| 10 | NELAMANGALA | 40530 | 8704 | 49234 |
| 11 | RTO AUTORICKSHAW | 1468 | 142 | 1610 |
| 12 | DEVANAHALLI | 152034 | 11299 | 163333 |
| 13 | RAMANAGAR | 284599 | 16796 | 301395 |
| 14 | TUMAKURU | 304370 | 28653 | 333023 |
| 15 | TIPATUR | 128786 | 12221 | 141007 |
| 16 | MADHUGIRI | 3565 | 16732 | 20297 |
| 17 | KOLAR | 108762 | 12702 | 121464 |
| 18 | K.G.F. | 103828 | 10798 | 114626 |
| 19 | CHIKKABALLAPUR | 131964 | 17651 | 149615 |
| 20 | MYSURU WEST | 371463 | 38210 | 409673 |
| 21 | MYSURU EAST | 251460 | 18225 | 269685 |
| 22 | HUNASUR | 111613 | 19353 | 130966 |
| 23 | CHAMRAJNAGAR | 99821 | 12375 | 112196 |
| 24 | MANDYA | 186862 | 21427 | 208289 |
| 25 | NAGAMANGALA | 46823 | 6616 | 53439 |
| 26 | MADIKERE | 117944 | 10575 | 128519 |
| 27 | HASSAN | 197065 | 28169 | 225234 |
| 28 | SAKALESHPUR | 82730 | 7114 | 89844 |
| 29 | SHIVAMOGGA | 256090 | 25021 | 281111 |
| 30 | SAGAR | 130516 | 16792 | 147308 |
| 31 | CHITRADURGA | 207469 | 23884 | 231353 |
| 32 | DAVANAGERE | 384011 | 39578 | 423589 |
| 33 | CHIKKAMAGALUR | 215704 | 23302 | 239006 |
| 34 | MANGALURU | 366362 | 43033 | 409395 |
| 35 | UDUPI | 262602 | 31706 | 294308 |
| 36 | PUTTUR | 184226 | 16381 | 200607 |
| 37 | BELAGAVI | 269912 | 33201 | 303113 |
| 38 | CHIKKODI | 235946 | 28325 | 264271 |
| 39 | BAILHONGAL | 175377 | 13351 | 188728 |

| SL.NO | NAME OF THE RTO OFFICE | TOTAL AS ON 31-03-2014 | NEWLY REGISTERED IN THE YEAR 2014-2015 | TOTAL AS ON 31-03-2015 |
|-------|------------------------|------------------------|-------------------------------------------|------------------------|
| 40 | GOKAK | 126907 | 12561 | 139468 |
| 41 | GADAG | 125370 | 13561 | 138931 |
| 42 | DHARWAD | 423665 | 37972 | 461637 |
| 43 | HAVERI | 207420 | 27690 | 235110 |
| 44 | BIJAPURA | 234367 | 39046 | 273413 |
| 45 | JAMAKHANDI | 116295 | 14999 | 131294 |
| 46 | BGALKOTE | 138823 | 18104 | 156927 |
| 47 | DHANDELI | - | 4261 | 4261 |
| 48 | KARWAR | 102117 | 6392 | 108509 |
| 49 | HONNAVAR | 94735 | 10879 | 105614 |
| 50 | SIRSI | 74757 | 12172 | 86929 |
| 51 | KALBURGI | 294656 | 31833 | 326489 |
| 52 | YADGIRI | 87121 | 14833 | 101954 |
| 53 | RAICHUR | 220480 | 36418 | 256898 |
| 54 | BELLARY | 201130 | 16701 | 217831 |
| 55 | HOSPET | 183474 | 19020 | 202494 |
| 56 | KOPPAL | 145046 | 22261 | 167307 |
| 57 | BIDAR | 60820 | 8149 | 68969 |
| 58 | BHALKI | 45567 | 5876 | 51443 |
| 59 | BASAVAKALYANA | 30395 | 3964 | 34359 |
| TOTAL | | 13335106 | 1449855 | 14784961 |

28. The details of districtwise vehicle registred as on 31.03.2014

28.1 BANGALORE URBAN AND RURAL DIVISIONS(Districtwise)

| SL.NO | CATEGORY OF VEHICLES | B'LORE (U) | B'LORE RURAL | TUMKUR | KOLAR | C.B.PURA | RAMNAGAR | TOTAL |
|---------------------------|-----------------------------------|------------|--------------|--------|--------|----------|----------|---------|
| 1 | Two wheelers | 3479208 | 114176 | 345281 | 154669 | 95952 | 201726 | 4391012 |
| 2 | Cars | 988101 | 17908 | 20349 | 11893 | 5719 | 24946 | 1068916 |
| 3 | Jeep | 7413 | 184 | 37 | 321 | 126 | 502 | 8583 |
| 4 | Omni buses | 47802 | 500 | 1010 | 791 | 1305 | 1413 | 52821 |
| 5 | Tractors | 9040 | 4468 | 21640 | 15304 | 9500 | 10382 | 70334 |
| 6 | Trailors | 7082 | 3504 | 16628 | 7576 | 5737 | 2628 | 43155 |
| 7 | Construction Equipment vehicle | 1820 | 182 | 474 | 477 | 234 | 230 | 3417 |
| 8 | Other vehicles | 21547 | 328 | 2156 | 1050 | 965 | 2556 | 28602 |
| Total Non-Transport | | 4562013 | 141250 | 407575 | 192081 | 119538 | 244383 | 5666840 |
| 9 | TRANSPORT VEHICLE | | | | | | | |
| a | Multi Axled /Articulated Vehicles | 32893 | 418 | 587 | 509 | 514 | 1219 | 36140 |
| b | Trucks & lorries | 54180 | 2655 | 2903 | 3635 | 2193 | 4230 | 69796 |
| Total | | 87073 | 3073 | 3490 | 4144 | 2707 | 5449 | 105936 |
| 10 | LIGHT GOODS VEHICLES | | | | | | | |
| a | Four Wheelers | 56297 | 2733 | 4092 | 3693 | 2069 | 5440 | 74324 |
| b | Three wheelers | 37241 | 368 | 4692 | 2632 | 465 | 4837 | 50235 |
| Total | | 93538 | 3101 | 8784 | 6325 | 2534 | 10277 | 124559 |
| 11 | BUSES | | | | | | | |
| a | StageCarriage | 14248 | 36 | 835 | 241 | 752 | 1464 | 17576 |
| b | Contract Carriages | 1020 | 85 | 75 | 22 | 46 | 78 | 1326 |
| c | Private ServiceVehicle | 8029 | 199 | 114 | 17 | 12 | 295 | 8666 |
| d | Educational Institution Buses | 6494 | 192 | 304 | 487 | 224 | 1676 | 9377 |
| e | Other Buses | 5052 | 6 | 141 | 72 | 66 | 572 | 5909 |
| Total | | 34843 | 518 | 1469 | 839 | 1100 | 4085 | 42854 |
| 12 | TAXIES | | | | | | | |
| a | Motor cabs | 36333 | 119 | 1294 | 2138 | 1015 | 7129 | 48028 |
| b | Maxi Cabs | 26079 | 268 | 724 | 825 | 670 | 3150 | 31716 |
| c | Other Taxies | 3852 | 106 | 452 | 2 | 9 | 650 | 5071 |
| Total | | 66264 | 493 | 2470 | 2965 | 1694 | 10929 | 84815 |
| 13 | LMV(psngr) | | | | | | | |
| a | Three Seaters(A/R) | 138470 | 961 | 9982 | 5756 | 2948 | 6927 | 165044 |
| b | Four to Six Seaters | 25863 | 205 | 573 | 264 | 388 | 312 | 27605 |
| Total | | 164333 | 1166 | 10555 | 6020 | 3336 | 7239 | 192649 |
| 14 | Other vehicles not covered above | 41993 | 2433 | 2378 | 216 | 1055 | 2237 | 50312 |
| Total Transport | | 488044 | 10784 | 29146 | 20509 | 12426 | 40216 | 601125 |
| Total Trans+Non-Transport | | 5050057 | 152034 | 436721 | 212590 | 131964 | 284599 | 6267965 |

DISTRICT WISE VEHICLES REGISTERED AND KEPT FOR USE IN AS ON 31-03-2014
28.2 MYSORE DIVISION (Districtwise)

| SL.NO | CATEGORY OF VEHICLES | MYSORE | MANDYA | MADIKERI | CHAMRAJNGR | HASSAN | TOTAL |
|---------------------------|-----------------------------------|--------|--------|----------|------------|--------|---------|
| 1 | Two wheelers | 585971 | 178779 | 56640 | 79561 | 198595 | 1099546 |
| 2 | Cars | 65505 | 10406 | 22342 | 4240 | 21293 | 123786 |
| 3 | Jeep | 1425 | 282 | 4911 | 295 | 1011 | 7924 |
| 4 | Omni buses | 3394 | 314 | 4737 | 194 | 1202 | 9841 |
| 5 | Tractors | 16828 | 9265 | 6506 | 2957 | 18716 | 54272 |
| 6 | Trailors | 8052 | 7368 | 3965 | 2134 | 12071 | 33590 |
| 7 | Construction Equipment vehicle | 26 | 82 | 6 | 0 | 394 | 508 |
| 8 | Other vehicles | 3075 | 2169 | 2109 | 301 | 1898 | 9552 |
| Total Non-Transport | | 684276 | 208665 | 101216 | 89682 | 255180 | 1339019 |
| 9 | TRANSPORT VEHICLE | | | | | | |
| a | Multi Axled /Articulated Vehicles | 475 | 290 | 345 | 269 | 707 | 2086 |
| b | Trucks & lorries | 10578 | 4959 | 2576 | 427 | 3653 | 22193 |
| Total | | 11053 | 5249 | 2921 | 696 | 4360 | 24279 |
| 10 | LIGHT GOODS VEHICLES | | | | | | |
| a | Four Wheelers | 8912 | 3313 | 2322 | 2956 | 5133 | 22636 |
| b | Three wheelers | 2817 | 4432 | 2052 | 2036 | 3772 | 15109 |
| Total | | 11729 | 7745 | 4374 | 4992 | 8905 | 37745 |
| 11 | BUSES | | | | | | |
| a | Stage Carriages | 2522 | 243 | 226 | 184 | 1204 | 4379 |
| b | Contract Carriages | 27 | 23 | 15 | 18 | 24 | 107 |
| c | Private Service Vehicle | 213 | 61 | 43 | 38 | 42 | 397 |
| d | Educational Institution Buses | 532 | 133 | 255 | 9 | 98 | 1027 |
| e | Other Buses | 53 | 10 | 23 | 10 | 22 | 118 |
| Total | | 3347 | 470 | 562 | 259 | 1390 | 6028 |
| 12 | TAXIES | | | | | | |
| a | Motor cabs | 3475 | 1556 | 1922 | 744 | 1659 | 9356 |
| b | Maxi Cabs | 1847 | 1338 | 1195 | 392 | 1606 | 6378 |
| c | Other Taxies | 15 | 61 | 0 | 10 | 602 | 688 |
| Total | | 5337 | 2955 | 3117 | 1146 | 3867 | 16422 |
| 13 | Light Motor vehicles(psng) | | | | | | |
| a | Three Seaters(A/R) | 11579 | 4755 | 4663 | 1981 | 4816 | 27794 |
| b | Four to Six Seaters | 351 | 415 | 428 | 202 | 345 | 1741 |
| Total | | 11930 | 5170 | 5091 | 2183 | 5161 | 29535 |
| 14 | Other vehicles not covered above | 6864 | 3431 | 663 | 863 | 932 | 12753 |
| Total Transport | | 50260 | 25020 | 16728 | 10139 | 24615 | 126762 |
| Total Trans+Non-Transport | | 734536 | 233685 | 117944 | 99821 | 279795 | 1465781 |

DISTRICT WISE VEHICLES REGISTERED AND KEPT FOR USE IN AS ON 31-03-2014
28.3 SHIMOGA DIVISION (Districtwise)

| SL.NO | CATEGORY OF VEHICLES | SHIVAMOGGA | CHITRADURGA | DAVANAGERE | CHIKKAMANGALURU | MANGALURU | UDUPI | TOTAL |
|---------------------------|-----------------------------------|------------|-------------|------------|-----------------|-----------|--------|---------|
| 1 | Two wheelers | 302572 | 139306 | 282700 | 141306 | 343608 | 185772 | 1395264 |
| 2 | Cars | 24264 | 8416 | 22253 | 19972 | 91897 | 33759 | 200561 |
| 3 | Jeep | 1499 | 837 | 993 | 1365 | 6869 | 1121 | 12684 |
| 4 | Omni buses | 1031 | 499 | 625 | 3123 | 4962 | 1820 | 12060 |
| 5 | Tractors | 14714 | 14115 | 26635 | 13144 | 7317 | 4283 | 80208 |
| 6 | Trailors | 10096 | 9081 | 19475 | 9177 | 7677 | 143 | 55649 |
| 7 | Construction Equipment vehicle | 967 | 173 | 228 | 612 | 1067 | 0 | 3047 |
| 8 | Other vehicles | 5829 | 1708 | 1410 | 2562 | 3366 | 964 | 15839 |
| Total Non-Transport | | 360972 | 174135 | 354319 | 191261 | 466763 | 227862 | 1775312 |
| 9 | TRANSPORT VEHICLE | | | | | | | |
| a | Multi Axled /Articulated Vehicles | 1252 | 1321 | 710 | 78 | 1585 | 671 | 5617 |
| b | Trucks & lorries | 7180 | 8786 | 4956 | 3708 | 20618 | 4627 | 49875 |
| Total | | 8432 | 10107 | 5666 | 3785 | 22203 | 5298 | 55492 |
| 10 | LIGHT GOODS VEHICLES | | | | | | | |
| a | Four Wheelers | 3082 | 4827 | 4039 | 4748 | 6271 | 6145 | 29112 |
| b | Three wheelers | 1159 | 3142 | 3054 | 2825 | 4356 | 2023 | 16559 |
| Total | | 4241 | 7969 | 7093 | 7573 | 10627 | 8168 | 45671 |
| 11 | BUSES | | | | | | | |
| a | Stage Carriages | 441 | 131 | 568 | 597 | 2414 | 789 | 4940 |
| b | Contract Carriages | 24 | 23 | 21 | 17 | 47 | 28 | 160 |
| c | Private Service Vehicle | 197 | 265 | 233 | 132 | 1709 | 542 | 3078 |
| d | Educational Institution Buses | 70 | 11 | 201 | 22 | 347 | 510 | 1161 |
| e | Other Buses | 4 | 2 | 741 | 119 | 843 | 69 | 1778 |
| Total | | 736 | 432 | 1764 | 887 | 5360 | 1938 | 11117 |
| 12 | TAXIES | | | | | | | |
| a | Motor cab | 1619 | 2764 | 2202 | 1499 | 11086 | 3179 | 22349 |
| b | Maxi Cabs | 1054 | 2294 | 2004 | 971 | 6573 | 1590 | 14486 |
| c | Other Taxies | 9 | 12 | 307 | 330 | 34 | 10 | 702 |
| Total | | 2682 | 5070 | 4513 | 2800 | 17693 | 4779 | 37537 |
| 13 | L MV(psngr) | | | | | | | |
| a | Three Seaters(A/R) | 5581 | 4324 | 8076 | 6910 | 17038 | 9474 | 51403 |
| b | Four to Six Seaters | 944 | 293 | 256 | 275 | 1695 | 465 | 3928 |
| Total | | 6525 | 4617 | 8332 | 7185 | 18733 | 9939 | 55331 |
| 14 | Other vehicles not covered above | | | | | | | |
| Total Transport | | 25634 | 33334 | 29692 | 24443 | 83825 | 34740 | 231668 |
| Total Trans+Non-Transport | | 386606 | 207469 | 384011 | 215704 | 550588 | 262602 | 2006980 |

DISTRICT WISE VEHICLES REGISTERED AND KEPT FOR USE IN AS ON 31-03-2014
28.4 BELGAUM DIVISION (Districtwise)

| SL.NO | CATEGORY OF VEHICLES | BELAGAVI | DHARAWADA | GADAG | HAVERI | VIJAYAPURA | BAGALKOTE | KARWARA | TOTAL |
|---------------------------|-----------------------------------|----------|-----------|--------|--------|------------|-----------|---------|---------|
| 1 | Two wheelers | 608154 | 284036 | 83977 | 154433 | 169478 | 181415 | 223944 | 1705437 |
| 2 | Cars | 40856 | 40659 | 5242 | 7188 | 8648 | 8552 | 15782 | 126927 |
| 3 | Jeep | 2229 | 1265 | 413 | 500 | 1372 | 806 | 621 | 7206 |
| 4 | Omni buses | 12956 | 5406 | 810 | 1505 | 3154 | 4500 | 1937 | 30268 |
| 5 | Tractors | 39651 | 26172 | 11402 | 13131 | 17002 | 19915 | 3964 | 131237 |
| 6 | Trailors | 42545 | 11892 | 8402 | 9207 | 12066 | 19491 | 1426 | 105029 |
| 7 | Construction Equipment vehi. | 167 | 245 | 16 | 74 | 180 | 330 | 112 | 1124 |
| 8 | Other vehicles | 3333 | 2496 | 1019 | 1825 | 1789 | 689 | 491 | 11642 |
| Total Non-Transport | | 749891 | 372171 | 111281 | 187863 | 213689 | 235698 | 248277 | 2118870 |
| 9 | TRANSPORT VEHICLE | | | | | | | | |
| a | Multi Axled /Articulated Vehicles | 2250 | 984 | 481 | 734 | 986 | 385 | 1128 | 6948 |
| b | Trucks & lorries | 22362 | 2321 | 1814 | 2971 | 2955 | 2007 | 5568 | 39998 |
| Total | | 24612 | 3305 | 2295 | 3705 | 3941 | 2392 | 6696 | 46946 |
| 10 | LIGHT GOODS VEHICLES | | | | | | | | |
| a | Four Wheelers | 7529 | 16559 | 2254 | 2716 | 3154 | 2787 | 2453 | 37452 |
| b | Three wheelers | 1725 | 5735 | 1459 | 2440 | 2524 | 2573 | 2215 | 18671 |
| Total | | 9254 | 22294 | 3713 | 5156 | 5678 | 5360 | 4668 | 56123 |
| 11 | BUSES | | | | | | | | |
| a | Stage Carriages | 2173 | 2455 | 564 | 855 | 829 | 696 | 1074 | 8646 |
| b | Contract Carriages | 109 | 105 | 24 | 10 | 30 | 22 | 12 | 312 |
| c | Private Service Vehicle | 136 | 279 | 24 | 26 | 21 | 27 | 70 | 583 |
| d | Educational InstitutionBuses | 208 | 70 | 50 | 34 | 146 | 134 | 128 | 770 |
| e | Other Buses | 28 | 223 | 3 | 16 | 136 | 22 | 10 | 438 |
| Total | | 2654 | 3132 | 665 | 941 | 1162 | 901 | 1294 | 10749 |
| 12 | TAXIES | | | | | | | | |
| a | Motor cab | 3194 | 2833 | 1650 | 2095 | 2164 | 1549 | 2237 | 15722 |
| b | Maxi Cabs | 1501 | 2037 | 1255 | 1325 | 1477 | 1685 | 1218 | 10498 |
| c | Other Taxies | 18 | 0 | 10 | 0 | 1 | 0 | 4 | 33 |
| Total | | 4713 | 4870 | 2915 | 3420 | 3642 | 3234 | 3459 | 26253 |
| 13 | L MV(psngr) | | | | | | | | |
| a | Three Seaters(A/R) | 12239 | 11194 | 2965 | 4155 | 3360 | 4415 | 4114 | 42442 |
| b | Four to Six Seaters | 410 | 346 | 125 | 239 | 310 | 258 | 297 | 1985 |
| Total | | 12649 | 11540 | 3090 | 4394 | 3670 | 4673 | 4411 | 44427 |
| 14 | Other vehicles not covered above | | | | | | | | |
| Total Transport | | 58251 | 51494 | 14089 | 19557 | 20678 | 19420 | 23332 | 206821 |
| Total Trans+Non-Transport | | 808142 | 423665 | 125370 | 207420 | 234367 | 255118 | 271609 | 2325691 |

DISTRICT WISE VEHICLES REGISTERED AND KEPT FOR USE IN AS ON 31-03-2014
28.5 KALABURGI DIVISION(Districtwise)

| SL.NO | CATEGORY OF VEHICLES | GULBARGA | YADGIR | RAICHUR | BELLARY | KOPPAL | BIDAR | TOTAL |
|---------------------------|-----------------------------------|----------|--------|---------|---------|--------|--------|---------|
| 1 | Two wheelers | 220164 | 59937 | 162287 | 292399 | 103113 | 104733 | 942633 |
| 2 | Cars | 11413 | 2772 | 9108 | 18223 | 5804 | 5011 | 52331 |
| 3 | Jeep | 2948 | 1275 | 645 | 2093 | 508 | 421 | 7890 |
| 4 | Omni buses | 6060 | 1204 | 1252 | 4307 | 1274 | 1297 | 15394 |
| 5 | Tractors | 13557 | 7047 | 20551 | 19766 | 11931 | 4305 | 77157 |
| 6 | Trailors | 9114 | 4011 | 8720 | 12488 | 7144 | 4201 | 45678 |
| 7 | Construction Equipment vehicle | 0 | 106 | 25 | 258 | 175 | 0 | 564 |
| 8 | Other vehicles | 381 | 141 | 703 | 1080 | 1475 | 44 | 3824 |
| Total Non-Transport | | 263637 | 76493 | 203291 | 350628 | 131424 | 120012 | 1145485 |
| 9 | TRANSPORT VEHICLE | | | | | | | |
| a | Multi Axled /Articulated Vehicles | 564 | 107 | 500 | 1465 | 160 | 429 | 3225 |
| b | Trucks & lorries | 6131 | 1891 | 1726 | 9328 | 2023 | 4012 | 25111 |
| Total | | 6695 | 1998 | 2226 | 10793 | 2183 | 4441 | 28336 |
| 10 | LIGHT GOODS VEHICLES | | | | | | | |
| a | Four Wheelers | 3131 | 1349 | 2229 | 4989 | 2462 | 3084 | 17244 |
| b | Three wheelers | 4221 | 401 | 2508 | 2138 | 1934 | 1722 | 12924 |
| Total | | 7352 | 1750 | 4737 | 7127 | 4396 | 4806 | 30168 |
| 11 | BUSES | | | | | | | |
| a | Stage Carriages | 996 | 192 | 319 | 475 | 287 | 446 | 2715 |
| b | Contract Carriages | 68 | 1 | 4 | 14 | 0 | 110 | 197 |
| c | Private Service Vehicle | 14 | 20 | 68 | 253 | 56 | 91 | 502 |
| d | Educational Institution Buses | 433 | 37 | 23 | 495 | 113 | 61 | 1162 |
| e | Other Buses | 10 | 2 | 151 | 4 | 25 | 13 | 205 |
| Total | | 1521 | 252 | 565 | 1241 | 481 | 721 | 4781 |
| 12 | TAXIES | | | | | | | |
| a | Motor cabs | 1894 | 944 | 1711 | 2430 | 1235 | 1124 | 9338 |
| b | Maxi Cabs | 1360 | 565 | 1302 | 1595 | 623 | 1267 | 6712 |
| c | Other Taxies | 26 | 9 | 0 | 48 | 17 | 50 | 150 |
| Total | | 3280 | 1518 | 3013 | 4073 | 1875 | 2441 | 16200 |
| 13 | LMV(psngr) | | | | | | | |
| a | Three Seaters(A/R) | 7624 | 3807 | 3116 | 5836 | 2409 | 3090 | 25882 |
| b | Four to Six Seaters | 241 | 288 | 301 | 185 | 180 | 125 | 1320 |
| Total | | 7865 | 4095 | 3417 | 6021 | 2589 | 3215 | 27202 |
| 14 | Other vehicles not covered above | 4306 | 1015 | 3231 | 4721 | 2098 | 1146 | 16517 |
| Total Transport | | 31019 | 10628 | 17189 | 33976 | 13622 | 16770 | 123204 |
| Total Trans+Non-Transport | | 294656 | 87121 | 220480 | 384604 | 145046 | 136782 | 1268689 |

29. Divisionwise vehicle registered in Karnataka as on 31.03.2014

| SL.NO | CATEGORY OF VEHICLES | BENGALURU DIVISION | MYSURU DIVISION | SHIMOGA DIVISION | BELGAUM DIVISION | KALABURGI DIVISION | KARNATAKA |
|---------------------------|-----------------------------------|--------------------|-----------------|------------------|------------------|--------------------|-----------|
| 1 | Two wheelers | 4391012 | 1099546 | 1395264 | 1705437 | 942633 | 9533892 |
| 2 | Cars | 1068916 | 123786 | 200561 | 126927 | 52331 | 1572521 |
| 3 | Jeep | 8583 | 7924 | 12684 | 7206 | 7890 | 44287 |
| 4 | Omni buses | 52821 | 9841 | 12060 | 30268 | 15394 | 120384 |
| 5 | Tractors | 70334 | 54272 | 80208 | 131237 | 77157 | 413208 |
| 6 | Trailors | 43155 | 33590 | 55649 | 105029 | 45678 | 283101 |
| 7 | Construction Equipment vehicle | 3417 | 508 | 3047 | 1124 | 564 | 8660 |
| 8 | Other vehicles | 28602 | 9552 | 15839 | 11642 | 3838 | 69473 |
| Total Non-Transport | | 5666840 | 1339019 | 1775312 | 2118870 | 1145485 | 12045526 |
| 9 | TRANSPORT VEHICLE | | | | | | |
| a | Multi Axled /Articulated Vehicles | 36140 | 2086 | 5617 | 6948 | 3225 | 54016 |
| b | Trucks & lorries | 69796 | 22193 | 49875 | 39998 | 25111 | 206973 |
| Total | | 105936 | 24279 | 55492 | 46946 | 28336 | 260989 |
| 10 | LIGHT GOODS VEHICLES | | | | | | |
| a | Four Wheelers | 74324 | 22636 | 29112 | 37452 | 17244 | 180768 |
| b | Three wheelers | 50235 | 15109 | 16559 | 18671 | 12924 | 113498 |
| Total | | 124559 | 37745 | 45671 | 56123 | 30168 | 294266 |
| 11 | BUSES | | | | | | |
| a | Stage Carriages | 17576 | 4379 | 4940 | 8646 | 2715 | 38256 |
| b | Contract Carriages | 1326 | 107 | 160 | 312 | 197 | 2102 |
| c | Private Service Vehicle | 8666 | 397 | 3078 | 583 | 502 | 13226 |
| d | Educational Institution Buses | 9377 | 1027 | 1161 | 770 | 1162 | 13497 |
| e | Other Buses | 5909 | 118 | 1778 | 438 | 205 | 8448 |
| Total | | 42854 | 6028 | 11117 | 10749 | 4781 | 75529 |
| 12 | TAXIES | | | | | | |
| a | Motor cabs | 48028 | 9356 | 22349 | 15722 | 9338 | 104793 |
| b | Maxi Cabs | 31716 | 6378 | 14486 | 10498 | 6712 | 69790 |
| c | Other Taxies | 5071 | 688 | 702 | 33 | 150 | 6644 |
| Total | | 84815 | 16422 | 37537 | 26253 | 16200 | 181227 |
| 13 | LM V(psng) | | | | | | |
| a | Three Seaters(A/R) | 165044 | 27794 | 51403 | 42442 | 25882 | 312565 |
| b | Four to Six Seaters | 27605 | 1741 | 3928 | 1985 | 1320 | 36579 |
| Total | | 192649 | 29535 | 55331 | 44427 | 27202 | 349144 |
| 14 | Other vehicles not covered above | 50312 | 12753 | 26520 | 22323 | 16517 | 128425 |
| Total Transport | | 601125 | 126762 | 231668 | 206821 | 123204 | 1289580 |
| Total Trans+Non-Transport | | 6267965 | 1465781 | 2006980 | 2325691 | 1268689 | 13335106 |

30. Districtwise newly registred vehicle during the year 2014-15

30.1 BENGALURU URBAN AND RURAL DIVISIONS

| SL.N | CATEGORY OF VEHICLES | B'LORE(U) | B'LORE (R) | TUMKUR | KOLAR | C.B.PURA | RAMNAGAR | TOTAL |
|---------------------------|------------------------------------|-----------|--------------|--------|-------|----------|----------|--------|
| 1 | Two wheelers | 361931 | 9195 | 48255 | 19529 | 14404 | 13668 | 466982 |
| 2 | Cars | 100486 | 844 | 3221 | 1214 | 850 | 1014 | 107629 |
| 3 | Jeep | 30 | 0 | 1 | 0 | 2 | 1 | 34 |
| 4 | Omni buses | 336 | 0 | 0 | 133 | 0 | 0 | 469 |
| 5 | Tractors | 392 | 316 | 1269 | 500 | 577 | 324 | 3378 |
| 6 | Trailors | 316 | 174 | 1438 | 397 | 390 | 290 | 3005 |
| 7 | Construction Equipment vehicle | 94 | 0 | 0 | 0 | 3 | 0 | 97 |
| 8 | Other vehicles | 396 | 25 | 43 | 3 | 26 | 184 | 677 |
| Total Non-Transport | | 463981 | 10554 | 54227 | 21776 | 16252 | 15481 | 582271 |
| 9 | TRANSPORT VEHICLE | | | | | | | |
| a | Multi Axled / Articulated Vehicles | 2889 | 35 | 20 | 72 | 0 | 49 | 3065 |
| b | Trucks & lorries | 2452 | 74 | 223 | 167 | 193 | 104 | 3213 |
| Total | | 5341 | 109 | 243 | 239 | 193 | 153 | 6278 |
| 10 | LIGHT GOODS VEHICLES | | | | | | | |
| a | Four Wheelers | 7195 | 268 | 687 | 500 | 454 | 424 | 9528 |
| b | Three wheelers | 2064 | 26 | 778 | 214 | 62 | 108 | 3252 |
| Total | | 9259 | 294 | 1465 | 714 | 516 | 532 | 12780 |
| 11 | BUSES | | | | | | | |
| a | Stage Carriages | 184 | 1 | 34 | 6 | 12 | 1 | 238 |
| b | Contract Carriages | 235 | 1 | 1 | 0 | 1 | 0 | 238 |
| c | Private Service Vehicle | 1063 | 23 | 0 | 3 | 2 | 30 | 1121 |
| d | Educational Institution Buses | 1235 | 35 | 53 | 56 | 43 | 30 | 1452 |
| e | Other Buses | 136 | 1 | 0 | 1 | 19 | 18 | 175 |
| Total | | 2853 | 61 | 88 | 66 | 77 | 79 | 3224 |
| 12 | TAXIES | | | | | | | |
| a | Motor cabs | 9092 | 39 | 162 | 208 | 120 | 186 | 9807 |
| b | Maxi Cabs | 2562 | 17 | 103 | 71 | 76 | 25 | 2854 |
| c | Other Taxies | 2286 | 12 | 205 | 0 | 0 | 0 | 2503 |
| Total | | 13940 | 68 | 470 | 279 | 196 | 211 | 15164 |
| 13 | LMV(psng) | | | | | | | |
| a | Three Seaters(A/R) | 11474 | 187 | 1047 | 416 | 320 | 325 | 13769 |
| b | Four to Six Seaters | 1882 | 16 | 13 | 4 | 9 | 0 | 1924 |
| Total | | 13356 | 203 | 1060 | 420 | 329 | 325 | 15693 |
| 14 | Other vehicles not covered above | 943 | 10 | 53 | 6 | 88 | 15 | 1115 |
| Total Transport | | 45692 | 745 | 3379 | 1724 | 1399 | 1315 | 54254 |
| Total Trans+Non-Transport | | 509673 | 11299 | 57606 | 23500 | 17651 | 16796 | 636525 |

DISTRICT WISE VEHICLES NEWLY REGISTERED FOR THE YEAR 2014-15
30.2 MYSORE DIVISION

| SL. N | CATEGORY OF VEHICLES | MYSURU | MANDYA | MADIKERI | CHAMRAJNGR | HASSAN | TOTAL |
|---------------------------|-----------------------------------|--------|--------|----------|------------|--------|--------|
| 1 | Two wheelers | 62268 | 23383 | 6220 | 10699 | 27427 | 129997 |
| 2 | Cars | 7160 | 1071 | 1960 | 412 | 2339 | 12942 |
| 3 | Jeep | 14 | 10 | 0 | 0 | 0 | 24 |
| 4 | Omni buses | 23 | 0 | 531 | 0 | 1 | 555 |
| 5 | Tractors | 989 | 707 | 93 | 133 | 1436 | 3358 |
| 6 | Trailors | 569 | 599 | 118 | 60 | 1063 | 2409 |
| 7 | Construction Equipment vehicle | 0 | 0 | 1 | 0 | 81 | 82 |
| 8 | Other vehicles | 61 | 27 | 56 | 36 | 121 | 301 |
| Total Non-Transport | | 71084 | 25797 | 8979 | 11340 | 32468 | 149668 |
| 9 | TRANSPORT VEHICLE | | | | | | |
| a | Multi Axled /Articulated Vehicles | 185 | 3 | 1 | 104 | 160 | 453 |
| b | Trucks & lorries | 291 | 194 | 74 | 82 | 185 | 826 |
| Total | | 476 | 197 | 75 | 186 | 345 | 1279 |
| 10 | LIGHT GOODS VEHICLES | | | | | | |
| a | Four Wheelers | 1348 | 584 | 569 | 180 | 887 | 3568 |
| b | Three wheelers | 1104 | 377 | 2 | 323 | 274 | 2080 |
| Total | | 2452 | 961 | 571 | 503 | 1161 | 5648 |
| 11 | BUSES | | | | | | |
| a | Stage Carriages | 115 | 86 | 0 | 14 | 68 | 283 |
| b | Contract Carriages | 2 | 0 | 4 | 0 | 3 | 9 |
| c | Private Service Vehicle | 15 | 0 | 1 | 4 | 5 | 25 |
| d | Educational Institution Buses | 77 | 18 | 23 | 1 | 47 | 166 |
| e | Other Buses | 0 | 2 | 0 | 27 | 1 | 30 |
| Total | | 209 | 106 | 28 | 46 | 124 | 513 |
| 12 | TAXIES | | | | | | |
| a | Motor Cabs | 599 | 250 | 93 | 48 | 269 | 1259 |
| b | Maxi Cabs | 291 | 195 | 27 | 49 | 171 | 733 |
| c | Other Taxies | 0 | 0 | 0 | 0 | 154 | 154 |
| Total | | 890 | 445 | 120 | 97 | 594 | 2146 |
| 13 | LMV(psngr) | | | | | | |
| a | Three Seaters(A/R) | 599 | 532 | 798 | 169 | 574 | 2672 |
| b | Four to Six Seaters | 5 | 4 | 3 | 21 | 0 | 33 |
| Total | | 604 | 536 | 801 | 190 | 574 | 2705 |
| 14 | Other vehicles not covered above | 73 | 1 | 1 | 13 | 17 | 105 |
| Total Transport | | 4704 | 2246 | 1596 | 1035 | 2815 | 12396 |
| Total Trans+Non-Transport | | 75788 | 28043 | 10575 | 12375 | 35283 | 162064 |

DISTRICT WISE VEHICLES NEWLY REGISTERED FOR THE YEAR 2014-15
30.3 SHIMOGA DIVISION

| SL. NO | CATEGORY OF VEHICLES | SHIVAMOGGA | CHITRADURGA | DAVANAGERE | CHIK-MANGALURU | MANGALURU | UDUPI | TOTAL |
|---------------------------|-----------------------------------|------------|-------------|------------|----------------|-----------|-------|--------|
| 1 | Two wheelers | 33110 | 18232 | 30897 | 17179 | 42164 | 24104 | 165686 |
| 2 | Cars | 3489 | 1212 | 3027 | 2140 | 10951 | 4540 | 25359 |
| 3 | Jeep | 41 | 4 | 0 | 127 | 111 | 9 | 292 |
| 4 | Omni buses | 40 | 0 | 20 | 202 | 17 | 2 | 281 |
| 5 | Tractors | 1076 | 1333 | 2097 | 596 | 23 | 7 | 5132 |
| 6 | Trailors | 649 | 881 | 858 | 328 | 3 | 3 | 2722 |
| 7 | Construction Equipment vehicle | 235 | 0 | 9 | 20 | 43 | 0 | 307 |
| 8 | Other vehicles | 382 | 34 | 38 | 96 | 111 | 14 | 675 |
| Total Non-Transport | | 39022 | 21696 | 36946 | 20688 | 53423 | 28679 | 200454 |
| 9 | TRANSPORT VEHICLE | | | | | | | |
| a | Multi Axled /Articulated Vehicles | 31 | 185 | 75 | 1 | 651 | 7 | 950 |
| b | Trucks & lorries | 182 | 36 | 205 | 173 | 386 | 367 | 1349 |
| Total | | 213 | 221 | 280 | 174 | 1037 | 374 | 2299 |
| 10 | LIGHT GOODS VEHICLES | | | | | | | |
| a | Four Wheelers | 1018 | 671 | 639 | 880 | 872 | 853 | 4933 |
| b | Three wheelers | 225 | 182 | 448 | 223 | 392 | 48 | 1518 |
| Total | | 1243 | 853 | 1087 | 1103 | 1264 | 901 | 6451 |
| 11 | BUSES | | | | | | | |
| a | Stage Carriages | 21 | 1 | 32 | 30 | 107 | 69 | 260 |
| b | Contract Carriages | 0 | 0 | 2 | 0 | 62 | 0 | 64 |
| c | Private Service Vehicle | 2 | 0 | 27 | 4 | 69 | 7 | 109 |
| d | Educational Institution Buses | 0 | 0 | 5 | 8 | 0 | 64 | 77 |
| e | Other Buses | 0 | 0 | 54 | 21 | 28 | 2 | 105 |
| Total | | 23 | 1 | 120 | 63 | 266 | 142 | 615 |
| 12 | TAXIES | | | | | | | |
| a | Motor cabs | 326 | 262 | 262 | 53 | 581 | 351 | 1835 |
| b | Maxi Cabs | 135 | 153 | 145 | 82 | 229 | 160 | 904 |
| c | Other Taxies | 0 | 0 | 0 | 117 | 0 | 0 | 117 |
| Total | | 461 | 415 | 407 | 252 | 810 | 511 | 2856 |
| 13 | L MV(psngr) | | | | | | | |
| a | Three Seaters(A/R) | 534 | 570 | 712 | 583 | 2527 | 1062 | 5988 |
| b | Four to Six Seaters | 1 | 0 | 0 | 0 | 10 | 0 | 11 |
| Total | | 535 | 570 | 712 | 583 | 2537 | 1062 | 5999 |
| 14 | Other vehicles not covered above | 316 | 128 | 26 | 439 | 77 | 37 | 1023 |
| Total Transport | | 2791 | 2188 | 2632 | 2614 | 5991 | 3027 | 19243 |
| Total Trans+Non-Transport | | 41813 | 23884 | 39578 | 23302 | 59414 | 31706 | 219697 |

DISTRICT WISE VEHICLES NEWLY REGISTERED FOR THE YEAR 2014-15
30.4 BELAGAVI DIVISION

| SL. NO | CATEGORY OF VEHICLES | BELAGAVI | DHARWAD | GADAG | HAVERI | BIJAPUR | BAGALKOTE | KARWAR | TOTAL |
|---------------------------|-----------------------------------|----------|---------|-------|--------|---------|-----------|--------|--------|
| 1 | Two wheelers | 74052 | 29270 | 10599 | 22274 | 28998 | 26305 | 28982 | 220480 |
| 2 | Cars | 4442 | 4249 | 679 | 1098 | 2083 | 1508 | 1955 | 16014 |
| 3 | Jeep | 4 | 0 | 0 | 0 | 227 | 0 | 6 | 237 |
| 4 | Omni buses | 628 | 4 | 12 | 75 | 19 | 306 | 454 | 1498 |
| 5 | Tractors | 2319 | 634 | 938 | 1148 | 2928 | 1355 | 169 | 9491 |
| 6 | Trailors | 2253 | 471 | 470 | 412 | 1753 | 1143 | 126 | 6628 |
| 7 | Construction Equipment vehicle | 40 | 0 | 0 | 0 | 0 | 32 | 0 | 72 |
| 8 | Other vehicles | 99 | 13 | 0 | 72 | 262 | 27 | 39 | 512 |
| Total Non-Transport | | 83837 | 34641 | 12698 | 25079 | 36270 | 30676 | 31731 | 254932 |
| 9 | TRANSPORT VEHICLE | | | | | | | | |
| a | Multi Axled/ Articulated Vehicles | 196 | 487 | 0 | 0 | 124 | 49 | 64 | 920 |
| b | Trucks & lorries | 614 | 109 | 72 | 301 | 443 | 123 | 167 | 1829 |
| Total | | 810 | 596 | 72 | 301 | 567 | 172 | 231 | 2749 |
| 10 | LIGHT GOODS VEHICLES | | | | | | | | |
| a | Four Wheelers | 1543 | 852 | 371 | 367 | 884 | 723 | 714 | 5454 |
| b | Three wheelers | 101 | 225 | 135 | 412 | 450 | 126 | 118 | 1567 |
| Total | | 1644 | 1077 | 506 | 779 | 1334 | 849 | 832 | 7021 |
| 11 | BUSES | | | | | | | | |
| a | Stage Carriages | 57 | 36 | 48 | 3 | 22 | 40 | 11 | 217 |
| b | Contract Carriages | 2 | 0 | 0 | 0 | 0 | 0 | 2 | 4 |
| c | Private Service Vehicle | 3 | 5 | 0 | 0 | 2 | 1 | 15 | 26 |
| d | Educational Institution Buses | 65 | 0 | 17 | 57 | 67 | 63 | 32 | 301 |
| e | Other Buses | 5 | 0 | 0 | 41 | 0 | 0 | 7 | 53 |
| Total | | 132 | 41 | 65 | 101 | 91 | 104 | 67 | 601 |
| 12 | TAXIES | | | | | | | | |
| a | Motor cabs | 235 | 225 | 85 | 419 | 153 | 183 | 369 | 1669 |
| b | Maxi Cabs | 204 | 118 | 66 | 224 | 111 | 111 | 79 | 913 |
| c | Other Taxies | 0 | 0 | 0 | 0 | 16 | 0 | 1 | 17 |
| Total | | 439 | 343 | 151 | 643 | 280 | 294 | 449 | 2599 |
| 13 | L MV(psng) | | | | | | | | |
| a | Three Seaters(A/R) | 532 | 1058 | 28 | 402 | 416 | 971 | 372 | 3779 |
| b | Four to Six Seaters | 9 | 6 | 0 | 336 | 0 | 0 | 6 | 357 |
| Total | | 541 | 1064 | 28 | 738 | 416 | 971 | 378 | 4136 |
| 14 | Other vehicles not covered above | 35 | 210 | 41 | 49 | 88 | 37 | 16 | 476 |
| Total Transport | | 3601 | 3331 | 863 | 2611 | 2776 | 2427 | 1973 | 17582 |
| Total Trans+Non-Transport | | 87438 | 37972 | 13561 | 27690 | 39046 | 33103 | 33704 | 272514 |

DISTRICT WISE VEHICLES NEWLY REGISTERED FOR THE YEAR 2014-15
30.5 KALABURGI DIVISION

| SL. NO | CATEGORY OF VEHICLES | KALABURGI | YADGIR | RAICHUR | BELLARY | KOPPAL | BIDAR | TOTAL |
|---------------------------|-----------------------------------|-----------|--------|---------|---------|--------|-------|--------|
| 1 | Two wheelers | 26077 | 10923 | 28822 | 28369 | 17656 | 15484 | 127331 |
| 2 | Cars | 1255 | 533 | 1825 | 2025 | 1103 | 625 | 7366 |
| 3 | Jeep | 344 | 1 | 1 | 20 | 0 | 17 | 383 |
| 4 | Omni buses | 89 | 18 | 32 | 440 | 102 | 24 | 705 |
| 5 | Tractors | 998 | 1153 | 2469 | 1489 | 1633 | 396 | 8138 |
| 6 | Trailors | 784 | 506 | 576 | 511 | 551 | 256 | 3184 |
| 7 | Construction Equipment vehicle | 62 | 12 | 0 | 50 | 40 | 0 | 164 |
| 8 | Other vehicles | 0 | 146 | 36 | 0 | 20 | 11 | 213 |
| Total Non-Transport | | 29609 | 13292 | 33761 | 32904 | 21105 | 16813 | 147484 |
| 9 | TRANSPORT VEHICLE | | | | | | | |
| a | Multi Axled /Articulated Vehicles | 129 | 31 | 22 | 243 | 40 | 75 | 540 |
| b | Trucks & lorries | 90 | 86 | 208 | 259 | 59 | 135 | 837 |
| Total | | 219 | 117 | 230 | 502 | 99 | 210 | 1377 |
| 10 | LIGHT GOODS VEHICLES | | | | | | | |
| a | Four Wheelers | 529 | 369 | 880 | 1253 | 510 | 210 | 3751 |
| b | Three wheelers | 464 | 106 | 290 | 194 | 202 | 208 | 1464 |
| Total | | 993 | 475 | 1170 | 1447 | 712 | 418 | 5215 |
| 11 | BUSES | | | | | | | |
| a | Stage Carriages | 84 | 4 | 46 | 12 | 50 | 8 | 204 |
| b | Contract Carriages | 1 | 0 | 0 | 0 | 0 | 0 | 1 |
| c | Private Service Vehicle | 0 | 2 | 2 | 19 | 4 | 0 | 27 |
| d | Educational Institution Buses | 68 | 20 | 18 | 37 | 20 | 15 | 178 |
| e | Other Buses | 0 | 1 | 10 | 1 | 5 | 2 | 19 |
| Total | | 153 | 27 | 76 | 69 | 79 | 25 | 429 |
| 12 | TAXIES | | | | | | | |
| a | Motor cabs | 95 | 55 | 164 | 197 | 93 | 27 | 631 |
| b | Maxi Cabs | 75 | 62 | 65 | 182 | 76 | 45 | 505 |
| c | Other Taxies | 11 | 0 | 0 | 33 | 0 | 2 | 46 |
| Total | | 181 | 117 | 229 | 412 | 169 | 74 | 1182 |
| 13 | L MV(psngr) | | | | | | | |
| a | Three Seaters(A/R) | 627 | 36 | 916 | 307 | 96 | 388 | 3094 |
| b | Four to Six Seaters | 4 | 2657 | 4 | 0 | 0 | 2 | 19 |
| Total | | 631 | 769 | 36418 | 307 | 96 | 390 | 3113 |
| 14 | Other vehicles not covered above | 47 | 36418 | 32 | 80 | 1 | 59 | 255 |
| Total Transport | | 2224 | 1541 | 36418 | 2817 | 1156 | 1176 | 11571 |
| Total Trans+Non-Transport | | 31833 | 14833 | 36418 | 35721 | 22261 | 17989 | 159055 |

31. Divisonwise newly registred vehicle during the year 2014-15

| SL. NO | CATEGORY OF VEHICLES | BENGALURU DIVISION | MYSURU DIVISION | SHIMOGA DIVISION | BELGAVI DIVISION | KALABURGI DIVISION | TOTAL IN KARNATAKA |
|---------------------------|-----------------------------------|--------------------|-----------------|------------------|------------------|--------------------|--------------------|
| 1 | Two wheelers | 466982 | 129997 | 165686 | 220480 | 127331 | 1110476 |
| 2 | Cars | 107629 | 12942 | 25359 | 16014 | 7366 | 169310 |
| 3 | Jeep | 34 | 24 | 292 | 237 | 383 | 970 |
| 4 | Omni buses | 469 | 555 | 281 | 1498 | 705 | 3508 |
| 5 | Tractors | 3378 | 3358 | 5132 | 9491 | 8138 | 29497 |
| 6 | Trailors | 3005 | 2409 | 2722 | 6628 | 3184 | 17948 |
| 7 | Construction Equipment vehicle | 97 | 82 | 307 | 72 | 164 | 722 |
| 8 | Other vehicles | 677 | 301 | 675 | 512 | 213 | 2378 |
| Total Non-Transport | | 582271 | 149668 | 200454 | 254932 | 147484 | 1334809 |
| 9 | TRANSPORT VEHICLE | | | | | | |
| a | Multi Axled /Articulated Vehicles | 3065 | 453 | 950 | 920 | 540 | 5928 |
| b | Trucks & lorries | 3213 | 826 | 1349 | 1829 | 837 | 8054 |
| Total | | 6276 | 1279 | 2299 | 2749 | 1377 | 13982 |
| 10 | LIGHT GOODS VEHICLES | | | | | | |
| a | Four Wheelers | 9528 | 3568 | 4933 | 5454 | 3751 | 27234 |
| b | Three wheelers | 3252 | 2080 | 1518 | 1567 | 1464 | 9881 |
| Total | | 12780 | 5648 | 6451 | 7021 | 5215 | 37115 |
| 11 | BUSES | | | | | | |
| a | Stage Carriages | 238 | 283 | 260 | 217 | 204 | 1202 |
| b | Contract Carriages | 238 | 9 | 64 | 4 | 1 | 316 |
| c | Private Service Vehicle | 1121 | 25 | 109 | 26 | 27 | 1308 |
| d | Educational Institution Buses | 1452 | 166 | 77 | 301 | 178 | 2174 |
| e | Other Buses | 175 | 30 | 105 | 53 | 19 | 382 |
| Total | | 3224 | 513 | 615 | 601 | 429 | 5382 |
| 12 | TAXIES | | | | | | |
| a | Motor cabs | 9807 | 1259 | 1835 | 1669 | 631 | 15201 |
| b | Maxi Cabs | 2854 | 733 | 904 | 913 | 505 | 5909 |
| c | Other Taxies | 2503 | 154 | 117 | 17 | 46 | 2837 |
| Total | | 15164 | 2146 | 2856 | 2599 | 1182 | 23947 |
| 13 | LMV(psngr) | | | | | | |
| a | Three Seaters(A/R) | 13769 | 2672 | 5988 | 3779 | 3094 | 29302 |
| b | Four to Six Seaters | 1924 | 33 | 11 | 357 | 19 | 2344 |
| Total | | 15693 | 2705 | 5999 | 4136 | 3113 | 31646 |
| 14 | Other vehicles not covered above | 1115 | 105 | 1023 | 476 | 255 | 2974 |
| Total Transport | | 54254 | 12396 | 19243 | 17582 | 11571 | 115046 |
| Total Trans+Non-Transport | | 636525 | 162064 | 219697 | 272514 | 159055 | 1449855 |

32. The details of districtwise total vehicle registered as on 31.03.2015

32.1 BENGALURU URBAN AND RURAL DIVISIONS (Districtwise)

| SL. No | CATEGORY OF VEHICLES | B'LORE(U) | B'LORE (R) | TUMKUR | KOLAR | C.B. PURA | RAM NAGAR | TOTAL |
|---------------------------|-----------------------------------|-----------|------------|--------|--------|-----------|-----------|---------|
| 1 | Two wheelers | 3841139 | 123371 | 393536 | 174198 | 110356 | 215394 | 4857994 |
| 2 | Cars | 1088587 | 18752 | 23570 | 13107 | 6569 | 25960 | 1176545 |
| 3 | Jeep | 7443 | 184 | 38 | 321 | 128 | 503 | 8617 |
| 4 | Omni buses | 48138 | 500 | 1010 | 924 | 1305 | 1413 | 53290 |
| 5 | Tractors | 9432 | 4784 | 22909 | 15804 | 10077 | 10706 | 73712 |
| 6 | Trailors | 7398 | 3678 | 18066 | 7973 | 6127 | 2918 | 46160 |
| 7 | Construction Equipment vehicle | 1914 | 182 | 474 | 477 | 237 | 230 | 3514 |
| 8 | Other vehicles | 21943 | 353 | 2199 | 1053 | 991 | 2740 | 29279 |
| Total Non-Transport | | 5025994 | 151804 | 461802 | 213857 | 135790 | 259864 | 6249111 |
| 9 | TRANSPORT VEHICLE | | | | | | | |
| a | Multi Axled /Articulated Vehicles | 35782 | 453 | 607 | 581 | 514 | 1268 | 39205 |
| b | Trucks & lorries | 56632 | 2729 | 3126 | 3802 | 2386 | 4334 | 73009 |
| Total | | 92414 | 3182 | 3733 | 4383 | 2900 | 5602 | 112214 |
| 10 | LIGHT GOODS VEHICLES | | | | | | | |
| a | Four Wheelers | 63492 | 3001 | 4779 | 4193 | 2523 | 5864 | 83852 |
| b | Three wheelers | 39305 | 394 | 5470 | 2846 | 527 | 4945 | 53487 |
| Total | | 102797 | 3395 | 10249 | 7039 | 3050 | 10809 | 137339 |
| 11 | BUSES | | | | | | | |
| a | Stage Carriages | 14432 | 37 | 869 | 247 | 764 | 1465 | 17814 |
| b | Contract Carriages | 1255 | 86 | 76 | 22 | 47 | 78 | 1564 |
| c | Private Service Vehicle | 9092 | 222 | 114 | 20 | 14 | 325 | 9787 |
| d | Educational Institution Buses | 7729 | 227 | 357 | 543 | 267 | 1706 | 10829 |
| e | Other Buses | 5188 | 7 | 141 | 73 | 85 | 590 | 6084 |
| Total | | 37696 | 579 | 1557 | 905 | 1177 | 4164 | 46078 |
| 12 | TAXIES | | | | | | | |
| a | Motor Cabs | 45425 | 158 | 1456 | 2346 | 1135 | 7315 | 57835 |
| b | Maxi Cabs | 28641 | 285 | 827 | 896 | 746 | 3175 | 34570 |
| c | Other taxi | 6138 | 118 | 657 | 2 | 9 | 650 | 7574 |
| Total | | 80204 | 561 | 2940 | 3244 | 1890 | 11140 | 99979 |
| a | L MV(psngr) | | | | | | | 1 |
| b | Three Seaters(A/R) | 149944 | 1148 | 11029 | 6172 | 3268 | 7252 | 178813 |
| Four to Six Seaters Total | | 27745 | 221 | 586 | 268 | 397 | 312 | 29529 |
| Total | | 177689 | 1369 | 11615 | 6440 | 3665 | 7564 | 208342 |
| 14 | Other vehicles not covered above | 42936 | 2443 | 2431 | 222 | 1143 | 2252 | 51427 |
| Total Transport | | 533736 | 11529 | 32525 | 22233 | 13825 | 41531 | 655379 |
| Total Trans+Non-Transport | | 5559730 | 163333 | 494327 | 236090 | 149615 | 301395 | 6904490 |

**The details of districtwise total vehicle registered as on 31.03.2015
32.2 MYSURU DIVISION (Districtwise)**

| SL. No | CATEGORY OF VEHICLES | MYSORE | MANDYA | MADIKERI | CHAMRAJNGR | HASSAN | TOTAL |
|---------------------------|-----------------------------------|--------|--------|----------|------------|--------|---------|
| 1 | Two wheelers | 648239 | 202162 | 62860 | 90260 | 226022 | 1229543 |
| 2 | Cars | 72665 | 11477 | 24302 | 4652 | 23632 | 136728 |
| 3 | Jeep | 1439 | 292 | 4911 | 295 | 1011 | 7948 |
| 4 | Omni buses | 3417 | 314 | 5268 | 194 | 1203 | 10396 |
| 5 | Tractors | 17817 | 9972 | 6599 | 3090 | 20152 | 57630 |
| 6 | Trailors | 8621 | 7967 | 4083 | 2194 | 13134 | 35999 |
| 7 | Construction Equipment vehicle | 26 | 82 | 7 | 0 | 475 | 590 |
| 8 | Other vehicles | 3136 | 2196 | 2165 | 337 | 2019 | 9853 |
| Total Non-Transport | | 755360 | 234462 | 110195 | 101022 | 287648 | 1488687 |
| 9 | TRANSPORT VEHICLE | | | | | | |
| a | Multi Axled /Articulated Vehicles | 660 | 293 | 346 | 373 | 867 | 2539 |
| b | Trucks & lorries | 10869 | 5153 | 2650 | 509 | 3838 | 23019 |
| Total | | 11529 | 5446 | 2996 | 882 | 4705 | 25558 |
| 10 | LIGHT GOODS VEHICLES | | | | | | |
| a | Four Wheelers | 10260 | 3897 | 2891 | 3136 | 6020 | 26204 |
| b | Three wheelers | 3921 | 4809 | 2054 | 2359 | 4046 | 17189 |
| Total | | 14181 | 8706 | 4945 | 5495 | 10066 | 43393 |
| 11 | BUSES | | | | | | |
| a | Stage Carriages | 2637 | 327 | 226 | 198 | 1272 | 4662 |
| b | Contract Carriages | 29 | 23 | 19 | 18 | 27 | 116 |
| c | Private Service Vehicle | 228 | 61 | 44 | 42 | 47 | 422 |
| d | Educational Institution Buses | 609 | 151 | 278 | 10 | 145 | 1193 |
| e | Other Buses | 53 | 12 | 23 | 37 | 23 | 148 |
| Total | | 3556 | 576 | 590 | 305 | 1514 | 6541 |
| 12 | TAXIES | | | | | | |
| a | Motor Cabs | 4074 | 1806 | 2015 | 792 | 1928 | 10615 |
| b | Maxi Cabs | 2138 | 1533 | 1222 | 441 | 1777 | 7111 |
| c | Other Taxies | 15 | 61 | 0 | 10 | 756 | 842 |
| Total | | 6227 | 3400 | 3237 | 1243 | 4461 | 18568 |
| 13 | L MV(psngr) | | | | | | |
| a | Three Seaters(A/R) | 12178 | 5287 | 5461 | 2150 | 5390 | 30466 |
| b | Four to Six Seaters | 356 | 419 | 431 | 223 | 345 | 1774 |
| Total | | 12534 | 5706 | 5892 | 2373 | 5735 | 32240 |
| 14 | Other vehicles not covered above | 6937 | 3432 | 664 | 876 | 949 | 12858 |
| Total Transport | | 54964 | 27266 | 18324 | 11174 | 27430 | 139158 |
| Total Trans+Non-Transport | | 810324 | 261728 | 128519 | 112196 | 315078 | 1627845 |

The details of districtwise total vehicle registered as on 31.03.2015

32.3 SHIVAMOGGA DIVISION (Districtwise)

| SL.NO | CATEGORY OF VEHICLES | SHIMOGA | CHITRADURGA | DAVANAGERE | C-MLORE | MLORE | UDUPI | TOTAL |
|---------------------------|-----------------------------------|---------|-------------|------------|---------|--------|--------|---------|
| 1 | Two wheelers | 335682 | 157538 | 313597 | 158485 | 385772 | 209876 | 1560950 |
| 2 | Cars | 27756 | 9628 | 25280 | 22112 | 102848 | 38299 | 225920 |
| 3 | Jeep | 1540 | 841 | 993 | 1492 | 6980 | 1130 | 12976 |
| 4 | Omni buses | 1071 | 499 | 645 | 3325 | 4979 | 1822 | 12341 |
| 5 | Tractors | 15790 | 15448 | 28732 | 13740 | 7340 | 4290 | 85340 |
| 6 | Trailors | 10745 | 9962 | 20333 | 9505 | 7680 | 146 | 58371 |
| 7 | Construction Equipment vehicle | 1202 | 173 | 237 | 632 | 1110 | 0 | 3354 |
| 8 | Other vehicles | 6211 | 1742 | 1448 | 2658 | 3477 | 978 | 16514 |
| Total Non-Transport | | 399994 | 195831 | 391265 | 211949 | 520186 | 256541 | 1975766 |
| 9 | TRANSPORT VEHICLE | | | | | | | |
| a | Multi Axled /Articulated Vehicles | 1283 | 1506 | 785 | 79 | 2236 | 678 | 6567 |
| b | Trucks & lorries | 7362 | 8822 | 5161 | 3881 | 21004 | 4994 | 51224 |
| Total | | 8645 | 10328 | 5946 | 3960 | 23240 | 5672 | 57791 |
| 10 | LIGHT GOODS VEHICLES | | | | | | | |
| a | Four Wheelers | 4100 | 5498 | 4678 | 5628 | 7143 | 6998 | 34045 |
| b | Three wheelers | 1384 | 3324 | 3502 | 3048 | 4748 | 2071 | 18077 |
| Total | | 5484 | 8822 | 8180 | 8676 | 11891 | 9069 | 52122 |
| 11 | BUSES | | | | | | | |
| a | Stage Carriages | 462 | 132 | 600 | 627 | 2521 | 858 | 5200 |
| b | Contract Carriages | 24 | 23 | 23 | 17 | 109 | 28 | 224 |
| c | Private Service Vehicle | 199 | 265 | 260 | 136 | 1778 | 549 | 3187 |
| d | Educational Institution Buses | 70 | 11 | 206 | 30 | 347 | 574 | 1238 |
| e | Other Buses | 4 | 2 | 795 | 140 | 871 | 71 | 1883 |
| Total | | 759 | 433 | 1884 | 950 | 5626 | 2080 | 11732 |
| 12 | TAXIES | | | | | | | |
| a | Motor Cabs | 1945 | 3026 | 2464 | 1552 | 11667 | 3530 | 24184 |
| b | Maxi Cabs | 1189 | 2447 | 2149 | 1053 | 6802 | 1750 | 15390 |
| c | Other Taxies | 9 | 12 | 307 | 447 | 34 | 10 | 819 |
| Total | | 3143 | 5485 | 4920 | 3052 | 18503 | 5290 | 40393 |
| 13 | L MV(psngr) | | | | | | | |
| a | Three Seaters(A/R) | 6115 | 4894 | 8788 | 7493 | 19565 | 10536 | 57391 |
| b | Four to Six Seaters | 945 | 293 | 256 | 275 | 1705 | 465 | 3939 |
| Total | | 7060 | 5187 | 9044 | 7768 | 21270 | 11001 | 61330 |
| 14 | Other vehicles not covered above | 3334 | 5267 | 2350 | 2651 | 9286 | 4655 | 27543 |
| Total Transport | | 28425 | 35522 | 32324 | 27057 | 89816 | 37767 | 250911 |
| Total Trans+Non-Transport | | 428419 | 231353 | 423589 | 239006 | 610002 | 294308 | 2226677 |

The details of districtwise total vehicle registered as on 31.03.2015
32.4 BELAGAVI DIVISION (Districtwise)

| SL. NO | CATEGORY OF VEHICLES | BELGAUM | GADAG | DHARWAD | HAVERI | BIJAPUR | BAGALKOTE | KARWAR | TOTAL |
|----------------------------|-----------------------------------|---------|--------|---------|--------|---------|-----------|--------|---------|
| 1 | Two wheelers | 682206 | 94576 | 313306 | 176707 | 198476 | 207720 | 252926 | 1925917 |
| 2 | Cars | 45298 | 5921 | 44908 | 8286 | 10731 | 10060 | 17737 | 142941 |
| 3 | Jeep | 2233 | 413 | 1265 | 500 | 1599 | 806 | 627 | 7443 |
| 4 | Omni buses | 13584 | 822 | 5410 | 1580 | 3173 | 4806 | 2391 | 31766 |
| 5 | Tractors | 41970 | 12340 | 26806 | 14279 | 19930 | 21270 | 4133 | 140728 |
| 6 | Trailors | 44798 | 8872 | 12363 | 9619 | 13819 | 20634 | 1552 | 111657 |
| 7 | Constm Equipment vehicle | 207 | 16 | 245 | 74 | 180 | 362 | 112 | 1196 |
| 8 | Other vehicles | 3432 | 1019 | 2509 | 1897 | 2051 | 716 | 530 | 12154 |
| Total Non-Transport | | 833728 | 123979 | 406812 | 212942 | 249959 | 266374 | 280008 | 2373802 |
| 9 | TRANSPORT VEHICLE | | | | | | | | |
| a | Multi Axled /Articulated Vehicles | 2446 | 481 | 1471 | 734 | 1110 | 434 | 1192 | 7868 |
| b | Trucks & lorries | 22976 | 1886 | 2430 | 3272 | 3398 | 2130 | 5735 | 41827 |
| Total | | 25422 | 2367 | 3901 | 4006 | 4508 | 2564 | 6927 | 49695 |
| 10 | LIGHT GOODS VEHICLES | | | | | | | | |
| a | Four Wheelers | 9072 | 2625 | 17411 | 3083 | 4038 | 3510 | 3167 | 42906 |
| b | Three wheelers | 1826 | 1594 | 5960 | 2852 | 2974 | 2699 | 2333 | 20238 |
| Total | | 10898 | 4219 | 23371 | 5935 | 7012 | 6209 | 5500 | 63144 |
| 11 | BUSES | | | | | | | | |
| a | Stage Carriages | 2230 | 612 | 2491 | 858 | 851 | 736 | 1085 | 8863 |
| b | Contract Carriages | 111 | 24 | 105 | 10 | 30 | 22 | 14 | 316 |
| c | Private Service Vehicle | 139 | 24 | 284 | 26 | 23 | 28 | 85 | 609 |
| d | Educational Institution Buses | 273 | 67 | 70 | 91 | 213 | 197 | 160 | 1071 |
| e | Other Buses | 33 | 3 | 223 | 57 | 136 | 22 | 17 | 491 |
| Total | | 2786 | 730 | 3173 | 1042 | 1253 | 1005 | 1361 | 11350 |
| 12 | TAXIES | | | | | | | | |
| a | Motor Cabs | 3429 | 1735 | 3058 | 2514 | 2317 | 1732 | 2606 | 17391 |
| b | Maxi Cabs | 1705 | 1321 | 2155 | 1549 | 1588 | 1796 | 1297 | 11411 |
| c | Other Taxies | 18 | 10 | 0 | 0 | 17 | 0 | 5 | 50 |
| Total | | 5152 | 3066 | 5213 | 4063 | 3922 | 3528 | 3908 | 28852 |
| 13 | L MV(psngr) | | | | | | | | |
| a | Three Seaters(A/R) | 12771 | 2993 | 12252 | 557 | 3776 | 5386 | 4486 | 46221 |
| b | Four to Six Seaters | 419 | 125 | 352 | 575 | 310 | 258 | 303 | 2342 |
| Total | | 13190 | 3118 | 12604 | 5132 | 4086 | 5644 | 4789 | 48563 |
| 14 | Other vehicles not covered above | 4404 | 1452 | 6563 | 1990 | 2673 | 2897 | 2820 | 22799 |
| Total Transport | | 61852 | 14952 | 54825 | 22168 | 23454 | 21847 | 25305 | 224403 |
| Total Trans +Non-Transport | | 895580 | 138931 | 461637 | 235110 | 273413 | 288221 | 305313 | 2598205 |

The details of districtwise total vehicle registered as on 31.03.2015
32.5 KALBURGI DIVISION (Districtwise)

| SL. NO | CATEGORY OF VEHICLES | KALBURGI | YADGIR | RAICHUR | BELLARY | KOPPAL | BIDAR | TOTAL |
|---------------------------|------------------------------------|----------|--------|---------|---------|--------|--------|---------|
| 1 | Two wheelers | 246241 | 70860 | 191109 | 320768 | 120769 | 120217 | 1069964 |
| 2 | Cars | 12668 | 3305 | 10933 | 20248 | 6907 | 5636 | 59697 |
| 3 | Jeep | 3292 | 1276 | 646 | 2113 | 508 | 438 | 8273 |
| 4 | Omni buses | 6149 | 1222 | 1284 | 4747 | 1376 | 1321 | 16099 |
| 5 | Tractors | 14555 | 8200 | 23020 | 21255 | 13564 | 4701 | 85295 |
| 6 | Trailors | 9898 | 4517 | 9296 | 12999 | 7695 | 4457 | 48862 |
| 7 | Construction Equipment vehicle | 62 | 118 | 25 | 308 | 215 | 0 | 728 |
| 8 | Other vehicles | 381 | 287 | 739 | 1094 | 1495 | 55 | 4051 |
| Total Non-Transport | | 293246 | 89785 | 237052 | 383532 | 152529 | 136825 | 1292969 |
| 9 | TRANSPORT VEHICLE | | | | | | | |
| a | Multi Axled / Articulated Vehicles | 693 | 138 | 522 | 1708 | 200 | 504 | 3765 |
| b | Trucks & lorries | 6221 | 1977 | 1934 | 9587 | 2082 | 4147 | 25948 |
| Total | | 6914 | 2115 | 2456 | 11295 | 2282 | 4651 | 29713 |
| 10 | LIGHT GOODS VEHICLES | | | | | | | |
| a | Four Wheelers | 3660 | 1718 | 3109 | 6242 | 2972 | 3294 | 20995 |
| b | Three wheelers | 4685 | 507 | 2798 | 2332 | 2136 | 1930 | 14388 |
| Total | | 8345 | 2225 | 5907 | 8574 | 5108 | 5224 | 35383 |
| 11 | BUSES | | | | | | | |
| a | Stage Carriages | 1080 | 196 | 365 | 487 | 337 | 454 | 2919 |
| b | Contract Carriages | 69 | 1 | 4 | 14 | 0 | 110 | 198 |
| c | Private Service Vehicle | 14 | 22 | 70 | 272 | 60 | 91 | 529 |
| d | Educational Institution Buses | 501 | 57 | 41 | 532 | 133 | 76 | 1340 |
| | Other Buses | 10 | 3 | 161 | 5 | 30 | 15 | 224 |
| Total | | 1674 | 279 | 641 | 1310 | 560 | 746 | 5219 |
| 12 | TAXIES | | | | | | | |
| a | Motor Cabs | 1989 | 999 | 1875 | 2627 | 1328 | 1151 | 9969 |
| b | Maxi Cabs | 1435 | 627 | 1367 | 1777 | 699 | 1312 | 7217 |
| c | Other Taxies | 37 | 9 | 0 | 81 | 17 | 52 | 196 |
| Total | | 3461 | 1635 | 3242 | 4485 | 2044 | 2515 | 17382 |
| 13 | L MV(psngr) | | | | | | | |
| a | Three Seaters(A/R) | 8251 | 4567 | 4032 | 6143 | 2505 | 3478 | 28976 |
| b | Four to Six Seaters | 245 | 297 | 305 | 185 | 180 | 127 | 1339 |
| Total | | 8496 | 4864 | 4337 | 6328 | 2685 | 3605 | 30315 |
| 14 | Other vehicles not covered above | 4353 | 1051 | 3263 | 4801 | 2099 | 1205 | 16772 |
| Total Transport | | 33243 | 12169 | 19846 | 36793 | 14778 | 17946 | 134775 |
| Total Trans+Non-Transport | | 326489 | 101954 | 256898 | 420325 | 167307 | 154771 | 1427744 |

33. Divisionwise vehicle registered as on 31.03.2015

| SL. NO | CATEGORY OF VEHICLES | BENGALURU DIVISION | MYSORE DIVISION | SHIMOGA DIVISION | BELGAUM DIVISION | GULBARGA DIVISION | TOTAL IN KARNATAKA |
|---------------------------|-----------------------------------|--------------------|-----------------|------------------|------------------|-------------------|--------------------|
| 1 | Two wheelers | 4857994 | 1229543 | 1560950 | 1925917 | 1069964 | 10644368 |
| 2 | Cars | 1176545 | 136728 | 225920 | 142941 | 59697 | 1741831 |
| 3 | Jeep | 8617 | 7948 | 12976 | 7443 | 8273 | 45257 |
| 4 | Omni buses | 53290 | 10396 | 12341 | 31766 | 16099 | 123892 |
| 5 | Tractors | 73712 | 57630 | 85340 | 140728 | 85295 | 442705 |
| 6 | Trailors | 46160 | 35999 | 58371 | 111657 | 48862 | 301049 |
| 7 | Construction Equipment vehicle | 3514 | 590 | 3354 | 1196 | 728 | 9382 |
| 8 | Other vehicles | 29279 | 9853 | 16514 | 12154 | 4051 | 71851 |
| Total Non-Transport | | 6249111 | 1488687 | 1975766 | 2373802 | 1292969 | 13380335 |
| 9 | TRANSPORT VEHICLE | | | | | | |
| a | Multi Axled /Articulated Vehicles | 39205 | 2539 | 6567 | 7868 | 3765 | 59944 |
| b | Trucks & lorries | 73009 | 23019 | 51224 | 41827 | 25948 | 215027 |
| Total | | 112214 | 25558 | 57791 | 49695 | 29713 | 274971 |
| 10 | LIGHT GOODS VEHICLES | | | | | | |
| a | Four Wheelers | 83852 | 26204 | 34045 | 42906 | 20995 | 208002 |
| b | Three wheelers | 53487 | 17189 | 18077 | 20238 | 14388 | 123379 |
| Total | | 137339 | 43393 | 52122 | 63144 | 35383 | 331381 |
| 11 | BUSES | | | | | | |
| a | Stage Carriages | 17814 | 4662 | 5200 | 8863 | 2919 | 39458 |
| b | Contract Carriages | 1564 | 116 | 224 | 316 | 198 | 2418 |
| c | Private Service Vehicle | 9787 | 422 | 3187 | 609 | 529 | 14534 |
| d | Educational Institution Buses | 10829 | 1193 | 1238 | 1071 | 1340 | 15671 |
| e | Other Buses | 6084 | 148 | 1883 | 491 | 224 | 8830 |
| Total | | 46078 | 6541 | 11732 | 11350 | 5219 | 80911 |
| 12 | TAXIES | | | | | | |
| a | Motor Cabs | 57835 | 10615 | 24184 | 17391 | 9969 | 119994 |
| b | Maxi Cabs | 34570 | 7111 | 15390 | 11411 | 7217 | 75699 |
| c | Other Taxies | 7574 | 842 | 819 | 50 | 196 | 9481 |
| Total | | 99979 | 18568 | 40393 | 28852 | 17382 | 205174 |
| 13 | LMV(psng) | | | | | | |
| a | Three Seaters(A/R) | 178813 | 30466 | 57391 | 46221 | 28976 | 341867 |
| b | Four to Six Seaters | 29529 | 1774 | 3939 | 2342 | 1339 | 38923 |
| Total | | 208342 | 32240 | 61330 | 48563 | 30315 | 380790 |
| 14 | Other vehicles not covered above | 51427 | 12858 | 27543 | 22799 | 16772 | 131399 |
| Total Transport | | 655379 | 139158 | 250911 | 224403 | 134775 | 1404626 |
| Total Trans+Non-Transport | | 6904490 | 1627845 | 2226677 | 2598205 | 1427744 | 14784961 |

34. The details of districtwise vehicle registered in Karnataka as on 2012-13, 2013-14 and 2014-15

| SL.NO | NAME OF THE DISTRICT | Total No. of Vehicles | | | Percentage |
|-------|----------------------|-----------------------|------------|------------|------------|
| | | 31-03-2013 | 31-03-2014 | 31-03-2015 | |
| 1 | BENGALURU (U) | 4591176 | 5050057 | 5559730 | 10.09 |
| 2 | BENGALURU (R) | 141417 | 152034 | 163333 | 7.43 |
| 3 | TUMKUR | 390086 | 436721 | 494327 | 13.19 |
| 4 | KOLAR | 189304 | 212590 | 236090 | 11.05 |
| 5 | MYSORE | 668656 | 734536 | 810324 | 10.31 |
| 6 | CHAMRAJNAGAR | 89414 | 99821 | 112195 | 12.39 |
| 7 | MANDYA | 209980 | 233685 | 261728 | 12 |
| 8 | MADIKERE | 107606 | 117944 | 128519 | 8.97 |
| 9 | HASSAN | 250218 | 279795 | 315078 | 12.61 |
| 10 | SHIMOGA | 350550 | 386606 | 428419 | 10.81 |
| 11 | CHITRADURGA | 179867 | 207469 | 231353 | 11.51 |
| 12 | DAVANAGERE | 348244 | 384011 | 423589 | 10.30 |
| 13 | CHIKMAGALUR | 195455 | 215704 | 239006 | 10.80 |
| 14 | MANGALORE | 503218 | 550588 | 610002 | 10.79 |
| 15 | UDUPI | 233838 | 262602 | 294308 | 12.07 |
| 16 | BELGAUM | 735416 | 808142 | 895580 | 10.82 |
| 17 | DHARWAD | 394651 | 423665 | 461637 | 8.96 |
| 18 | GADAG | 114150 | 125370 | 138931 | 10.82 |
| 19 | HAVERI | 182217 | 207420 | 235110 | 13.35 |
| 20 | BIJAPUR | 199008 | 234367 | 273413 | 16.66 |
| 21 | BAGALKOTE | 227110 | 255118 | 288221 | 12.97 |
| 22 | KARWAR | 244495 | 271609 | 305313 | 12.40 |
| 23 | GULBARGA | 264375 | 294656 | 326489 | 10.80 |
| 24 | YADGIR | 74548 | 87121 | 101954 | 17.02 |
| 25 | BELLARY | 353441 | 384604 | 256898 | 9.29 |
| 26 | RAICHUR | 190158 | 220480 | 420325 | 16.51 |
| 27 | KOPPAL | 126417 | 145046 | 167307 | 15.35 |
| 28 | BIDAR | 122771 | 136782 | 154771 | 13.15 |
| 29 | RAMNAGAR | 270366 | 284599 | 301395 | 5.90 |
| 30 | CHIKKABALLAPUR | 115534 | 131964 | 149615 | 13.37 |
| TOTAL | | 12063686 | 13335106 | 14784961 | 10.87 |

35. The details of monthwise newly registered vehicles during 2014-15 in Karnataka

| CATEGORY OF VEHICLES | APRIL-2014 | MAY-2014 | JUNE-2014 | JULY-2014 | AUG-2014 | SEP-2014 | OCT-2014 | NOV-2014 | DEC-2014 | JAN-2015 | FEB-2015 | MAR-2015 |
|-----------------------------------|------------|----------|-----------|-----------|----------|----------|----------|----------|----------|----------|----------|----------|
| Two wheelers | 90957 | 92454 | 96533 | 86729 | 88780 | 99861 | 92724 | 102048 | 70155 | 103943 | 90855 | 95437 |
| Cars | 14399 | 13688 | 14053 | 12123 | 14823 | 15205 | 14140 | 12995 | 9711 | 20506 | 12876 | 14791 |
| Jeep | 79 | 85 | 68 | 78 | 45 | 74 | 72 | 122 | 62 | 99 | 84 | 102 |
| Omni buses | 380 | 238 | 296 | 305 | 259 | 364 | 287 | 344 | 177 | 342 | 244 | 275 |
| Tractors | 2537 | 2797 | 2955 | 2600 | 1858 | 2067 | 1567 | 2736 | 2635 | 2792 | 2467 | 2483 |
| Trailors | 1418 | 1532 | 1673 | 1707 | 1238 | 1472 | 1116 | 1645 | 1469 | 1768 | 1441 | 1469 |
| Constrn Equipment vehicle | 35 | 27 | 39 | 68 | 61 | 26 | 42 | 53 | 70 | 147 | 46 | 108 |
| Other vehicles | 410 | 330 | 168 | 223 | 118 | 176 | 216 | 148 | 97 | 202 | 126 | 164 |
| TOTALNON TRANSPORT | 110215 | 111151 | 115785 | 103833 | 107182 | 119245 | 110164 | 120091 | 84376 | 129799 | 108139 | 114829 |
| TRANSPORT VEHICLE | | | | | | | | | | | | |
| Multi Axled /Articulated Vehicles | 682 | 530 | 474 | 580 | 412 | 390 | 318 | 445 | 411 | 525 | 601 | 560 |
| Trucks & lorries | 702 | 502 | 669 | 554 | 642 | 697 | 673 | 729 | 558 | 795 | 784 | 749 |
| TOTAL | 1384 | 1032 | 1143 | 1134 | 1054 | 1087 | 991 | 1174 | 969 | 1320 | 1385 | 1309 |
| LIGHT GOODS VEHICLES | | | | | | | | | | | | |
| Four Wheelers | 2153 | 2049 | 2002 | 2080 | 2096 | 2487 | 2396 | 2651 | 1882 | 2706 | 2418 | 2314 |
| Three wheelers | 789 | 741 | 814 | 657 | 773 | 896 | 906 | 915 | 561 | 1055 | 919 | 855 |
| TOTAL | 2942 | 2790 | 2816 | 2737 | 2869 | 3383 | 3302 | 3566 | 2443 | 3761 | 3337 | 3169 |
| BUSES | | | | | | | | | | | | |
| Stage Carriages | 88 | 187 | 116 | 152 | 67 | 73 | 112 | 64 | 104 | 64 | 72 | 103 |
| Contract Carriages | 40 | 24 | 64 | 11 | 19 | 28 | 9 | 23 | 22 | 19 | 25 | 32 |
| Private Service Vehicle | 94 | 142 | 110 | 121 | 159 | 108 | 102 | 75 | 62 | 104 | 116 | 115 |
| Ednl Institution Buses | 59 | 429 | 525 | 501 | 199 | 110 | 84 | 68 | 70 | 52 | 35 | 42 |
| Other Buses | 14 | 10 | 28 | 39 | 21 | 28 | 47 | 112 | 45 | 21 | 9 | 8 |
| TOTAL | 295 | 792 | 843 | 824 | 465 | 347 | 354 | 342 | 303 | 260 | 257 | 300 |
| TAXIES | | | | | | | | | | | | |
| Motor Cabs | 1028 | 980 | 1033 | 863 | 1156 | 1031 | 1114 | 1080 | 1024 | 2088 | 1809 | 1995 |
| Maxi Cabs | 530 | 425 | 528 | 493 | 503 | 587 | 483 | 451 | 305 | 533 | 522 | 549 |
| Other Taxies | 114 | 136 | 110 | 176 | 271 | 218 | 113 | 236 | 90 | 248 | 508 | 617 |
| TOTAL | 1672 | 1541 | 1671 | 1532 | 1930 | 1836 | 1710 | 1767 | 1419 | 2869 | 2839 | 3161 |
| LMV(psngr) | | | | | | | | | | | | |
| Three Seaters(A/R) | 1685 | 1794 | 2387 | 2741 | 2478 | 3305 | 2603 | 2752 | 2065 | 2627 | 2564 | 2301 |
| Four to Six Seaters | 209 | 64 | 81 | 66 | 364 | 49 | 432 | 279 | 85 | 300 | 203 | 212 |
| TOTAL | 1894 | 1858 | 2468 | 2807 | 2842 | 3354 | 3035 | 3031 | 2150 | 2927 | 2767 | 2513 |
| Other vehicles | 423 | 313 | 275 | 224 | 200 | 359 | 199 | 123 | 207 | 323 | 80 | 248 |
| Total Transport | 8610 | 8326 | 9216 | 9258 | 9360 | 10366 | 9591 | 10003 | 7491 | 11460 | 10668 | 10700 |
| Total Trans+Non-ransport | 118825 | 119477 | 125001 | 113091 | 116542 | 129611 | 119755 | 130094 | 91867 | 141259 | 118804 | 125529 |

36. The details of monthwise newly registered vehicle during the year 2014-15 in Bangalore

| CATEGORY OFVEHICLES | APRL-2014 | MAY-2014 | JUNE-2014 | JULY-2014 | AUG-2014 | SEP-2014 | OCT-2014 | NOV-2014 | DEC-2014 | JAN-2015 | FEB-2015 | MAR-2015 |
|-----------------------------------|--------------|--------------|--------------|--------------|--------------|--------------|--------------|--------------|--------------|--------------|--------------|--------------|
| Two wheelers | 29644 | 29678 | 32148 | 26818 | 33979 | 33223 | 33245 | 27492 | 17320 | 37953 | 27843 | 32588 |
| Cars | 8379 | 8060 | 8538 | 7054 | 9532 | 9058 | 8542 | 7337 | 5908 | 12633 | 6941 | 8504 |
| Jeep | 3 | 3 | 5 | 4 | 0 | 0 | 0 | 0 | 0 | 12 | 3 | 0 |
| Omni buses | 61 | 30 | 30 | 12 | 27 | 22 | 29 | 24 | 2 | 56 | 20 | 23 |
| Tractors | 35 | 47 | 50 | 37 | 39 | 32 | 31 | 27 | 21 | 24 | 24 | 25 |
| Trailors | 32 | 43 | 45 | 33 | 39 | 23 | 18 | 16 | 18 | 26 | 8 | 15 |
| Constrn Equipment vehicle | 13 | 10 | 15 | 5 | 5 | 8 | 5 | 4 | 4 | 13 | 6 | 6 |
| Other vehicles | 24 | 85 | 21 | 15 | 17 | 28 | 32 | 29 | 14 | 60 | 21 | 50 |
| TOTAL | 38191 | 37956 | 40852 | 33978 | 43638 | 42394 | 41902 | 34929 | 23287 | 50777 | 34866 | 41211 |
| TRANSPORT VEHICLE | | | | | | | | | | | | |
| Multi Axled /Articulated Vehicles | 299 | 244 | 198 | 231 | 198 | 205 | 179 | 198 | 221 | 278 | 367 | 271 |
| Trucks & lorries | 176 | 176 | 233 | 173 | 197 | 214 | 199 | 225 | 181 | 202 | 259 | 217 |
| TOTAL | 475 | 420 | 431 | 404 | 395 | 419 | 378 | 423 | 402 | 480 | 626 | 488 |
| LIGHT GOODS VEHICLES | | | | | | | | | | | | |
| Four Wheelers | 634 | 589 | 577 | 560 | 552 | 640 | 590 | 632 | 407 | 729 | 647 | 638 |
| Three wheelers | 163 | 134 | 162 | 140 | 167 | 221 | 155 | 172 | 123 | 255 | 190 | 182 |
| TOTAL | 797 | 723 | 739 | 700 | 719 | 861 | 745 | 804 | 530 | 984 | 837 | 820 |
| BUSES | | | | | | | | | | | | |
| Stage Carriages | 6 | 13 | 27 | 45 | 13 | 11 | 37 | 17 | 4 | 7 | 2 | 2 |
| Contract Carriages | 31 | 23 | 9 | 11 | 19 | 27 | 8 | 21 | 20 | 19 | 17 | 30 |
| Private Service Vehicle | 66 | 103 | 87 | 84 | 139 | 102 | 95 | 66 | 45 | 95 | 92 | 89 |
| Educational Institution Buses | 33 | 374 | 330 | 236 | 72 | 41 | 34 | 21 | 30 | 29 | 12 | 23 |
| Other Buses | 5 | 4 | 10 | 2 | 11 | 9 | 36 | 33 | 8 | 9 | 6 | 3 |
| TOTAL | 141 | 517 | 463 | 378 | 254 | 190 | 210 | 158 | 107 | 159 | 129 | 147 |
| TAXIES | | | | | | | | | | | | |
| Motor Cabs | 534 | 495 | 648 | 500 | 759 | 537 | 586 | 556 | 727 | 1354 | 1107 | 1289 |
| Maxi Cabs | 185 | 159 | 217 | 217 | 229 | 277 | 216 | 144 | 105 | 270 | 275 | 268 |
| Other Taxies | 98 | 119 | 71 | 102 | 201 | 166 | 70 | 188 | 66 | 222 | 403 | 580 |
| TOTAL | 817 | 773 | 936 | 819 | 1189 | 980 | 872 | 888 | 898 | 1846 | 1785 | 2137 |
| LMV(psngr) | | | | | | | | | | | | |
| Three Seaters(A/R) | 602 | 679 | 941 | 1143 | 955 | 1530 | 1057 | 1104 | 857 | 919 | 899 | 788 |
| Four to Six Seaters | 190 | 46 | 58 | 45 | 334 | 11 | 382 | 234 | 35 | 243 | 149 | 155 |
| TOTAL | 792 | 725 | 999 | 1188 | 1289 | 1541 | 1439 | 1338 | 892 | 1162 | 1048 | 943 |
| Other vehicles | 56 | 39 | 94 | 78 | 83 | 128 | 101 | 42 | 89 | 108 | 43 | 82 |
| Total Transport | 3078 | 3197 | 3662 | 3567 | 3929 | 4119 | 3745 | 3653 | 2918 | 4739 | 4468 | 4617 |
| Total Trans+Non-ransport | 41269 | 41153 | 44514 | 37545 | 47567 | 46513 | 45647 | 38582 | 26205 | 55516 | 39334 | 45828 |

37. The details of vehicle registered from last 10 years(2005-06 to 2014-15) in Karnataka

| SL.NO | YEAR | Two wheelers | Motor cars | Motor Cabs | Omni bus | Goods vehicle | Private Service Vehicle | Tractor & Trailors | Other vehicles | Total |
|-------|---------|--------------|------------|------------|----------|---------------|-------------------------|--------------------|----------------|----------|
| 1 | 2005-06 | 4512910 | 635205 | 39296 | 54808 | 219200 | 7541 | 334370 | 417040 | 6220370 |
| 2 | 2006-07 | 4972750 | 731727 | 49681 | 66192 | 247293 | 7813 | 381595 | 482659 | 6939710 |
| 3 | 2007-08 | 5379728 | 807046 | 55913 | 71272 | 261362 | 8214 | 411482 | 524081 | 7519098 |
| 4 | 2008-09 | 5925914 | 892160 | 62231 | 97040 | 345343 | 9145 | 491482 | 470887 | 8294202 |
| 5 | 2009-10 | 6404905 | 1005291 | 68108 | 105503 | 377495 | 9663 | 534419 | 538592 | 9043976 |
| 6 | 2010-11 | 7033045 | 1131201 | 75721 | 109075 | 415491 | 10238 | 574856 | 580856 | 9930483 |
| 7 | 2011-12 | 7737366 | 1269430 | 83319 | 113204 | 454582 | 10888 | 615546 | 625266 | 10909601 |
| 8 | 2012-13 | 8575104 | 1420767 | 94802 | 116987 | 506340 | 12291 | 653812 | 683583 | 12063686 |
| 9 | 2013-14 | 9533892 | 1572521 | 104793 | 120384 | 555255 | 13226 | 696309 | 739287 | 13335667 |
| 10 | 2014-15 | 10644368 | 1741831 | 119994 | 123892 | 606352 | 14534 | 743754 | 790236 | 14784961 |

38. The details of more than 15 years old vehicles in Karnataka and Bangalore as on 31.03.2015

| SL.NO | CATEGORY OF VEHICLES | BENGALURU CITY | KARNATAKA STATE |
|---------------------------|-----------------------------------|----------------|-----------------|
| 1 | Two wheelers | | |
| a | Scooter | 7613 | 128591 |
| b | Moped | 2704 | 108940 |
| c | Motor cycle | 251798 | 1095828 |
| Total | | 262115 | 1333359 |
| 2 | Cars | 138322 | 300995 |
| 3 | Jeep | 4406 | 19266 |
| 4 | Omni buses | 9727 | 13752 |
| 5 | Tractors | 4903 | 79301 |
| 6 | Trailors | 1547 | 30574 |
| 7 | Construction Equipment vehicle | 274 | 1404 |
| 8 | Other vehicles | 3182 | 27120 |
| Total Non-Transport | | 424476 | 1805771 |
| 9 | TRANSPORT VEHICLE | | |
| a | Multi Axled /Articulated Vehicles | 1746 | 5547 |
| b | Trucks & lorries | 23662 | 70402 |
| Total | | 25408 | 75949 |
| 10 | LIGHT GOODS VEHICLES | | |
| a | Four Wheelers | 15020 | 42725 |
| b | Three wheelers | 30581 | 48062 |
| Total | | 45601 | 90787 |
| 11 | BUSES | | |
| a | Stage Carriages | 618 | 7338 |
| b | Contract Carriages | 28 | 355 |
| c | Private Service Vehicle | 256 | 666 |
| d | Educational Institution Buses | 1479 | 2759 |
| e | Other Buses | 519 | 1356 |
| Total | | 2900 | 12474 |
| 12 | TAXIES | | |
| a | Motor cabs | 6211 | 18751 |
| b | Maxi Cabs | 4165 | 12898 |
| c | Other Taxies | 406 | 1534 |
| Total | | 10782 | 33183 |
| 13 | LM V(psngr) | | |
| a | Three Seaters(A/R) | 41013 | 96494 |
| b | Four to Six Seaters | 763 | 10271 |
| Total | | 41776 | 106765 |
| 14 | Other vehicles not covered above | 3447 | 15421 |
| Total Transport | | 129914 | 334579 |
| Total Trans+Non-Transport | | 554390 | 2140350 |

39 The details of driving licence and conductor licence in Karnataka AS ON 31.03.2015

STATEMENT SHOWING THE DETAILS OF DRIVING LICENCE ISSUED IN THE KARNATAKA STATE DURING THE YEAR 2014-15

| TOTAL NUMBER OF DL AS ON 31-03-2014 | | | NEW DRIVING LICENCE ISSUED IN THE YEAR 2014-15 | | | TOTAL NUMBER OF DRIVING LICENCE AT THE END OF 31-03-2015 | | |
|----------------------------------------|---------|----------|---------------------------------------------------|--------|---------|----------------------------------------------------------|---------|----------|
| 1 | 2 | 3(1+2) | 4 | 5 | 6(4+5) | 7 | 8 | 9(7+8) |
| MALE | FEMALE | TOTAL | MALE | FEMALE | TOTAL | MALE | FEMALE | TOTAL |
| 9237085 | 1531151 | 10768236 | 962776 | 203480 | 1166256 | 10199861 | 1734631 | 11934492 |

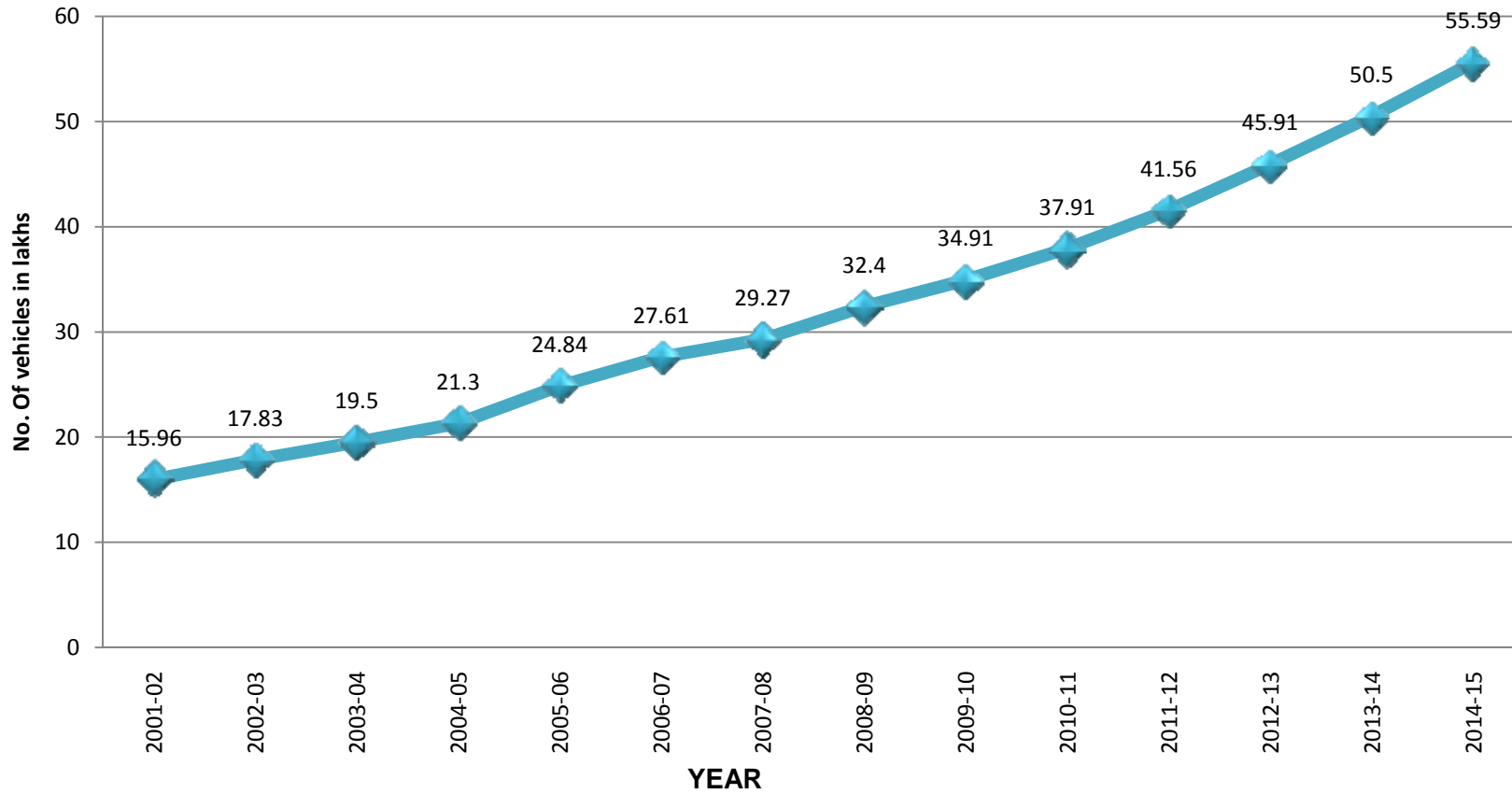
39.1 STATEMENT SHOWING THE DETAILS OF DRIVING LICENCE (CUMMULATIVE)ISSUED IN THE KARNATAK STATE


| YEAR | PROFESSIONAL | | | | | | NON-PROFESSIONAL | | | TOTAL | | |
|------------|------------------------------------------------|--------|---------|--------|--------|--------|------------------|---------|----------|----------|---------|-----------|
| | AUTHORISED TO DRIVE PUBLIC SERVICE VEHICLES | | | OTHERS | | | 7 | 8 | 9(7+8) | 10 | 11 | 12(10+11) |
| | 1 | 2 | 3(1+2) | 4 | 5 | 6(4+5) | | | | | | |
| | MALE | FEMALE | TOTAL | MALE | FEMALE | TOTAL | MALE | FEMALE | TOTAL | MALE | FEMALE | TOTAL |
| 31.03.2014 | 1222921 | 12416 | 1235337 | 447539 | 42915 | 490454 | 7566625 | 1475820 | 9042445 | 9237085 | 1531151 | 10768236 |
| 2014-15 | 92698 | 1351 | 94049 | 40294 | 2454 | 42748 | 829784 | 199675 | 1029459 | 962776 | 203480 | 1166256 |
| 31.03.2015 | 1315619 | 13767 | 1329386 | 487833 | 45369 | 533202 | 8396409 | 1675495 | 10071904 | 10199861 | 1734631 | 11934492 |

39.2 STATEMENT SHOWING THE DETAILS OF CONDUCTOR LICENCE ISSUED IN THE KARNATAKA

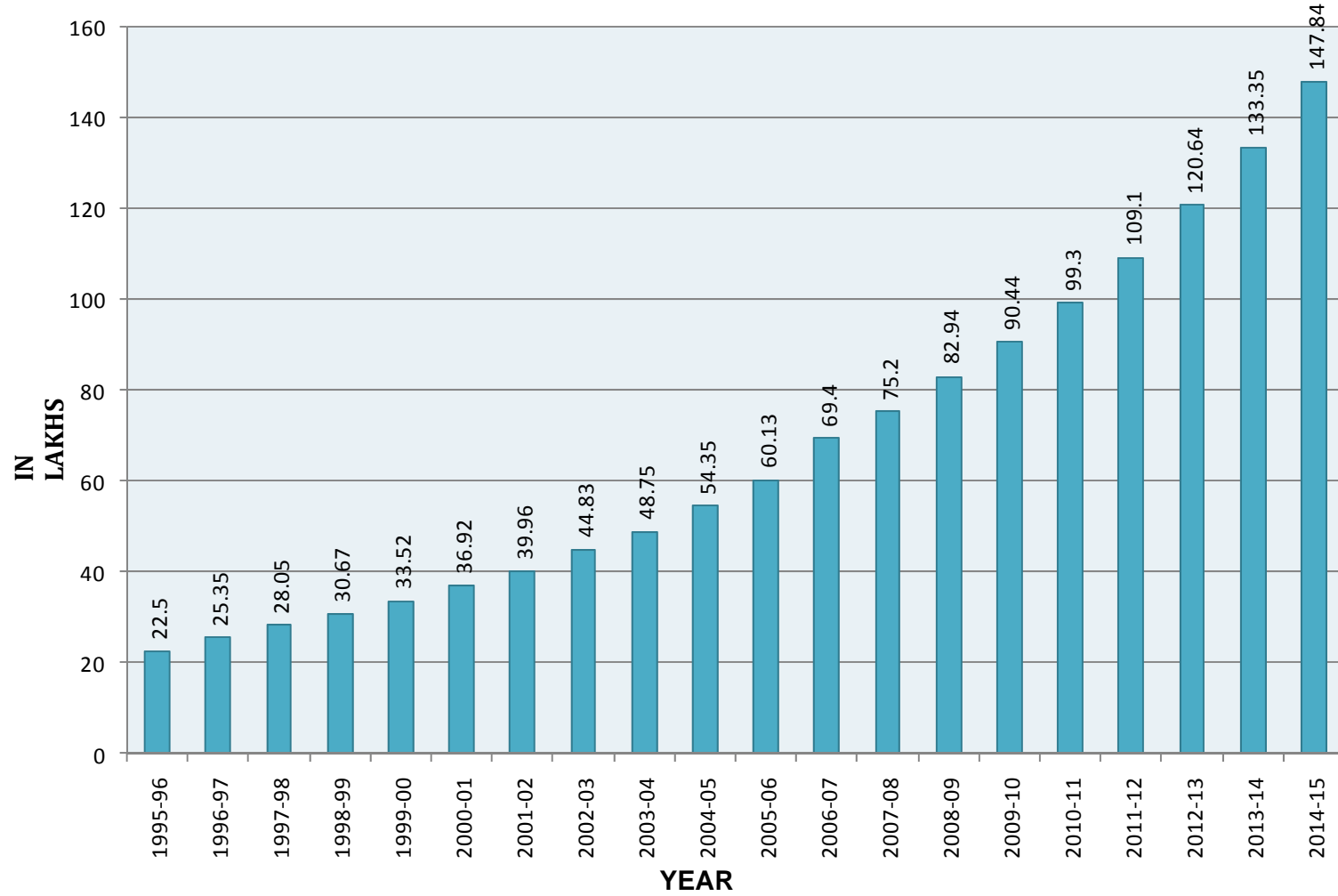
| CONDUCTOR LICENCE AT THE END OF 31-03-2014 | | | CONDUCTOR LICENCE ISSUED DURING 2014-15 | | | CONDUCTOR LICENCE AT THE END OF 31-03-2015 | | |
|-----------------------------------------------|--------|--------|-----------------------------------------|--------|--------|--------------------------------------------|--------|---------|
| 1 | 2 | 3(1+2) | 4 | 5 | 6(4+5) | 7 | 8 | 9(7+8) |
| MALE | FEMALE | TOTAL | MALE | FEMALE | TOTAL | MALE | FEMALE | TOTAL |
| 895095 | 104400 | 999495 | 12571 | 1484 | 14055 | 907666 | 105884 | 1013550 |

Vehicular growth in Bangalore

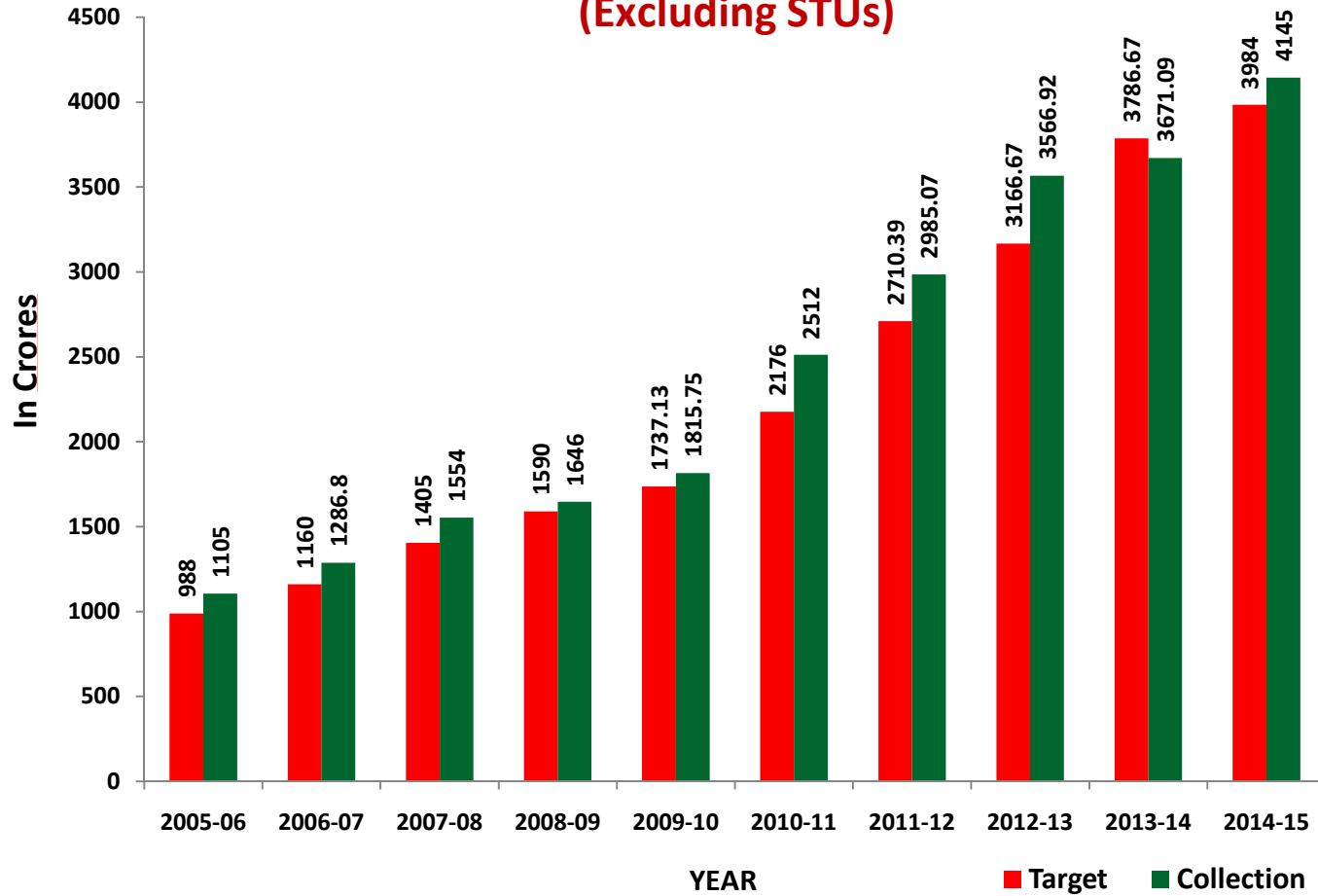




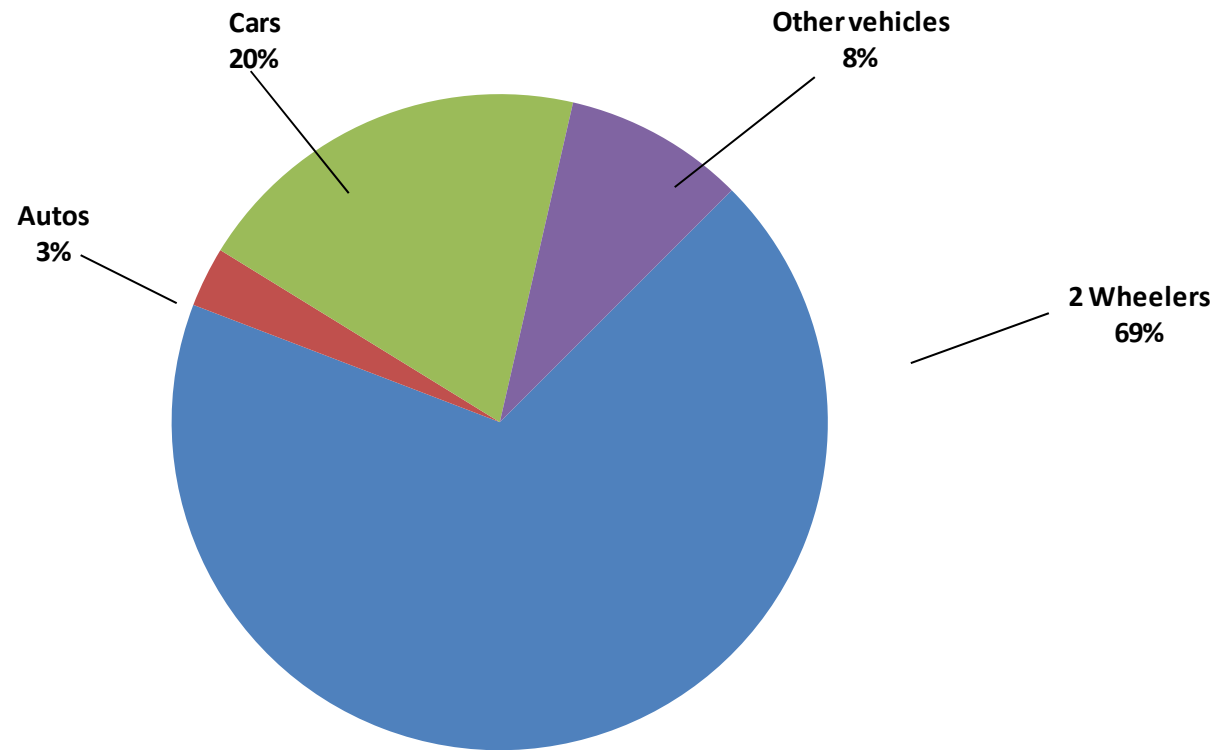
VEHICULAR GROWTH IN KARNATAKA FOR THE LAST 20 YEARS AS ON 31.3.2015



Revenue Target Vs. Collections for the last 10 years (Excluding STUs)



Composition of Vehicles in Bangalore as on 31.3.2015 in Percentage



Composition of Vehicles in Karnataka State as on 31.3.2015 in Percentage

